



HOKKAIDO
Experience makes technology

GENERAL CATALOGUE

RESIDENTIAL | COMMERCIAL
PROJECT VRF | HEATING

www.hokkaido.it

R32
 installers **satisfaction**
 Comfort technology **price**
specialists heating air conditioning
 full DC inverter
 commercial residential
VRF **technical assistance**
 academy **TRAINING**
 customisation air conditioning
quality

2020
HOKKAIDO
 Experience makes technology

GENERAL CATALOGUE

Hokkaido, a leading company in the air conditioning market in Italy and Europe, stands apart for its ability to meet all supply requests, satisfying even the most demanding customers.

Their own brand products are known for their excellent value for money and for their reliability. The extent of the range offered, before and after sale services, and direct logistics management are the strengths of the company which belongs to Termal Group.



EXPERIENCE MAKES TECHNOLOGY

COMFORT AND TECHNOLOGY

Wide range, excellent value for money, integrated logistics, quick deliveries throughout the EU, and a vast assortment of spare parts and accessories that can be ordered on-line and available in 24 hours.



OVER TWENTY YEARS OF EXPERIENCE

The Hokkaido brand is a recognized leader in Italy and Europe in the air conditioning sector for residential, commercial and industrial applications. Its success has been built step by step over the past twenty years of business.

The origins of the Hokkaido brand date back to the end of 1998, the year in which the Termal Group started the distribution of a selection of products for residential air conditioning, whose *affordable* value was strongly perceived by the market. The distribution of Hokkaido products immediately had capillary development throughout Italy, through the channel of professional installers and the national network of consumer electronics stores.

During the early 2000s, the Hokkaido brand developed a dense network of distributors and partners also abroad, in dozens of European and non-European countries.

AN INTERNATIONAL BUSINESS

During the early 2000s its international network of dealers and partner distributors developed quickly thanks mainly to the variety and reliability of services offered, thus strengthening the business development strategy of the Hokkaido brand in international markets.

A great attention to customers' needs has contributed to the success of the Hokkaido brand. In particular, special care has been given to the logistics organisation, which has always been Termal Group's point of excellence: quick deliveries throughout the EU, a vast assortment of spare parts and accessories that can be ordered on-line and available in 24 hours, technical and training support both *on-site* and at Termal Group's headquarters in Bologna. All this provides customers with outstanding operational and commercial flexibility, and therefore strong competitiveness for improved management of various local markets.

OUR HEADQUARTERS

The company's headquarters is in Bologna, at the operational centre of Termal Group, to which it belongs. This modern building (4,000 square metres of offices and 4,500 square metres of area for product storage) is the operational centre of all commercial, logistic and administrative activities.

This centre also brings together service operations and technical-commercial training, managed directly to ensure the highest quality standards. The factory, set in a strategic position with respect to the airport and the motorway, is designed according to modern architectural concepts both with regards to logistics and to the corporate wellness of employees.

Offices with large windows that connect with the outside and large spaces for free time after work - such as the swimming pool, gym, tennis court, soccer field, guest house and restaurant - gives the headquarters a human scale. Termal has been qualified as one of the "best places to work" in Italy, for it has always been able to anticipate the future.

OUR MISSION

Being constantly engaged in improving the climate throughout the world also means making a commitment to the intelligent use of energy in order to protect the environment.

THE NETWORK

Hokkaido products are distributed on the Italian and International market. In Italy, distribution is nationwide throughout the territory, through a network of partners, composed of specialised wholesalers and installers. Abroad, distribution moves through an international network composed of dealers and partner distributors who can count on integrated logistics able to deliver quickly throughout Europe.

The goal of Hokkaido is to become the leader in its target market, offering a wide and versatile range of products characterised by advanced technology and high performance, at highly competitive prices.

Visit our official website, www.hokkaido.it

TRAINING & PROFESSIONAL REFRESHER COURSES

Hokkaido believes that the educational arena is very important for the professional growth of its Customers. For this reason, it organises training modules for technical learning, updating and specialisation.

The Academy Centre, situated at the Bologna headquarters, is composed of classrooms dedicated to theoretical lessons, as well as classrooms for demonstrations and practical lessons. In these classrooms, operating systems of the different families of air conditioning products are installed with their corresponding control devices.

The courses meet the training needs of various users, regarding installation, and the assistance and maintenance of residential, commercial, VRF and hydronic systems.

All training modules consist of a theoretical part and an installation/operation part. Training courses are always updated according to the new ranges, the technological evolution of products and the regulatory changes in the sector:

- refrigerant circuit
- installation problems
- fault diagnostics
- assistance
- design of systems with variable capacities
- use of “Easy Solution” software

At the end of each course, participants receive a participation certificate and handouts related to the technical topics dealt with.



2020: AN IMPORTANT TARGET

ERP ECODESIGN DIRECTIVE

*Eco-design of energy-related products
(ErP: Energy related Products).*



ADVANTAGES

TO THE ENVIRONMENT

The Directive requires that Manufacturers promote the development of more efficient appliances.

This will lead to a reduction in the consumption of valuable natural resources, minimising the environmental impact.

The increased quality and quantity of information improves transparency on air conditioning energy consumption.

FOR THE CONSUMER

The European ErP directive:

- aims to increase the minimum efficiency of air conditioners, at the same time reordering the air conditioning sector by prohibiting the importing and production of products which are no longer considered efficient
- ensures that differences between the regulations of the various European countries do not become obstacles in the intra-European market
- obliges manufacturers to provide more details and information to consumers, thus allowing them to make more informed purchasing choices

Over 80% of the environmental impact of a product is determined at the design stage. Ecodesign implies taking into account all the environmental impacts of a product from the very first design stages.

The purpose of this standard has been to promote eco-compatible design of energy-using products and reducing consumption of CO₂ emissions to help meet the strategic European '20 - 20 - 20' plan through an incremental evolution, which means that, by 2020:

- 20% reduction of primary energy consumption
- 20% reduction of CO₂ emissions
- Use of 20% of renewable energy

On 1 January 2013, the new minimum energy efficiency values came into force, to be complied with in the production of new air-conditioning appliances. This is required by the European Directive ErP (Energy Related Products) which has introduced:

- methods for the calculation of energy efficiency, including the seasonal efficiency parameter SCOP for heating and SEER for cooling.
- the obligation for manufacturers to comply with these new minimum levels of energy efficiency, together with the maximum set values of sound power referred to all new products on the market.

These new parameters have encouraged manufacturer to seek and adopt new design methods. The most evident impact will regard the use of heat pumps as primary heating of residential environments.

The regulations are being revised, in particular those referring to products with cooling capacity <12kW.

LABEL EFFICIENCY

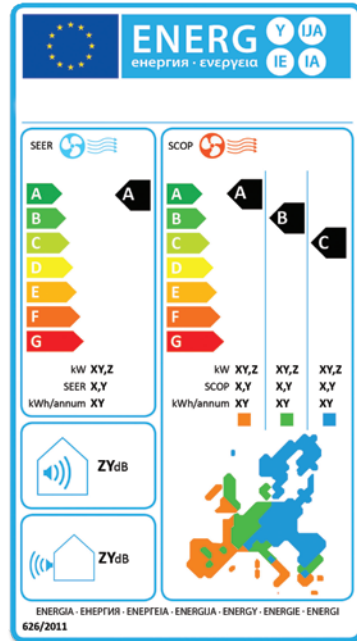
SEER

COOLING

- Energy Class
- kW
- Seasonal Energy Efficiency
- Annual kW

Indoor unit noise

Outdoor unit noise



SCOP

- **HEATING (mandatory)**
Temperate regions
 - Energy Class
 - kW
 - Seasonal Coefficient of Performance
 - Annual kW
- **HEATING (optional)**
Cold regions
 - Energy Class
 - kW
 - Seasonal Coefficient of Performance
 - Annual kW
- **HEATING (optional)**
Warm regions
 - Energy Class
 - kW
 - Seasonal Coefficient of Performance
 - Annual kW



In 2017, the new regulation on energy labelling (EU Reg. 1369/2017) has established several new developments also aimed at simplifying reading for end users. The regulation provides for the progressive replacement of the current A+, A++ and A+++ classes with the A-G scale and has defined the procedure for rescaling labels on the basis of technological developments in products. Diversified timelines are indicated for the first rescaling of all labelled products, based on three different categories:

- 15 months (November 2018) for "white" products (dishwashers, refrigerators, washing machines), plus 12 additional months for the appearance of the label in stores.
- 6 months (November 2023) as a general term for other products plus 18 months for the appearance of the label in stores.
- 9 months (November 2026) for hydronic heating systems with a 13-year sunset clause.

Activation of the new label for the products in this catalogue will not occur prior to 6 years. The current provisions of Regulation 626/2011 in force since 1 January 2013 continue to remain in force, providing for:

- sub-division into classes
- 7 energy efficiency classes
- colour scale: bright green indicates high energy efficient products, red indicates low energy efficiency products

The labelling regulations are uniform in all 28 EU member states and neutral language, since texts have been replaced by pictograms that inform consumers about appliance characteristics and performance at a glance.

The usual sound pressure indication, present in all commercial catalogues (pressure wave amplitude, sound wave influenced by the environment) is replaced by the sound power parameter (energy emitted per unit of time, independent of the environment where the noise is radiated), whose value is higher than that of the sound pressure.

Product promotional and communication material must contain reference to the energy efficiency class of the air conditioner.



GENERAL INDEX





CONTENTS



RESIDENTIAL AND COMMERCIAL R32	9
R32 COMBINATIONS TECHNICAL APPENDIX	34
RESIDENTIAL AND COMMERCIAL R410A	49
R410A COMBINATIONS TECHNICAL APPENDIX	68
SELECTED LINE	75
PROJECT VRF R410A FULL DC INVERTER	81
HEATING	109
CONTROLS	123
Icon key	129



RESIDENTIAL AND COMMERCIAL R32





WELL-BEING FOR YOUR HOME



The most demanding customers, in tune with technological evolution and the benefits deriving from it as well as respect for the environment, will find a concrete answer in the new **RESIDENTIAL R32** line. This line offers a selection of the best available on the market today for residential environment installations.

RESIDENTIAL AND COMMERCIAL R32



HKM-WIFI App	11
Line up	12
MONOSPLIT	
V-Design Wall	14
TOP CLASS Wall	16
ACTIVE Line Wall	18
Console	20
Compact Cassette	21
Slim Cassette	22
Medium head ducted	23
Floor/ceiling	25
TWIN combinations	26
MULTISPLIT	
Outdoor units	28
Indoor units	29
COMBINATIONS	34



RESPONSIBLE CHOICE

WELL-BEING FOR PEOPLE AND THE PLANET



REDUCED BY THE
GREENHOUSE
EFFECT



LESS
ENVIRONMENTAL
IMPACT

WHAT IS REFRIGERANT R32 GAS?

The specific name of the R32 gas is difluoromethane. Currently, it is present among the low-value GWP fluorinated gases, equal to 675, and is used in air-conditioning units intended for residential use.

There is no obligation to replace the current R410A gas, which therefore remains regularly on the market, except in monosplit applications with refrigerant <3 kg where, starting from 2025, the use of gas with GWP<750 will be mandatory for new installations.

There are certain limitations in particular conditions of use that must be considered in accordance with the Regulations in force.

ADVANTAGES OF R32 GAS

- R32 has a GWP of 675 - 68% less than R410A gas with GWP 2088.
- It requires 20% less charge than R410A gas.
- It is more efficient than the R410A gas, from 3% to 5%.
- It allows the threshold to be overcome which obliges a characteristic leakage control limit today of 2.4 kg for R410A gas.

WARNINGS FOR USE

When storing units containing R32, it may be necessary, depending on the quantities stored, to revise the Fire Prevention Certificate to guarantee the validity of its insurance guarantee (Presidential Decree 151/2011). The transport of dangerous goods is regulated by Leg. Decree 35/2010. R32 has been classified as slightly flammable by ISO 817 and as such has no stringent restrictions on road transport (ADR in force), maintaining a strict regulation in maritime (IMDG in force) and aeronautical transport (IATA in force).

The EN 378:2016 standard regulates the applications of appliances using R32 gas. The maximum concentration limits of gas in residential applications must always be verified, with particular regard to multisplit systems that can potentially concentrate (in case of leakage) high quantities of refrigerant in small-sized environments. R32 gas is heavier than air and accumulates in the event of a leak. Indoor units therefore follow different normative parameters depending on the type of application. Installation in public buildings is regulated by specific standards concerning the application of appliances with flammable gases, such as: Min. Decree for Hotels 09/04/1994, Min. Decree for shopping centres 27/07/2010, Min. Decree for buildings for shows 19/08/1996, Min. Decree for hospitals 18/09/2012, Min. Decree for schools 26/08/1992, Min. Decree for offices 22/02/2006, Min. Decree for games for children 16/07/2014, Min. Decree for airports 07/07/2014, Min. Decree for interports 18/07/2014.

The design, installation and maintenance of appliances with R32 gas are regulated by the provisions of Ministerial Decree 37/2008 provisions concerning the installation of plants inside buildings, Leg. Decree 81/2008 text on health and safety at work, F-gas 517/2014 regulation of fluorinated gases, Presidential Decree 151/2011 governing the procedures relating to fire prevention, EN 378:2016 refrigeration systems and heat pumps - Requirements for plant safety. Scrupulous checking of existing regulations is recommended when using equipment containing R32 gas. Failure to comply with these regulations requires the designers and installers of equipment with R32 to have a direct legal responsibility for their application.

HOKKAIDO HKM-WIFI APP

SIMPLIFY YOUR LIFESTYLE

FRENZIED LIFESTYLE

Hokkaido Wi-Fi can communicate with your air conditioning system, letting you regulate the climate in your home while you carry out your day-to-day activities. Have you set your air conditioning system to turn on when you get home from work but decide to go out for dinner?

With the Hokkaido Wi-Fi App, you can easily change the timer or turn on/off the air conditioning system remotely, saving money.


EXPERT SAVERS

The Hokkaido Wi-Fi features help you save money and energy. Did you ever go back to a home that was too hot or too cold and turn the air conditioning system on at maximum?

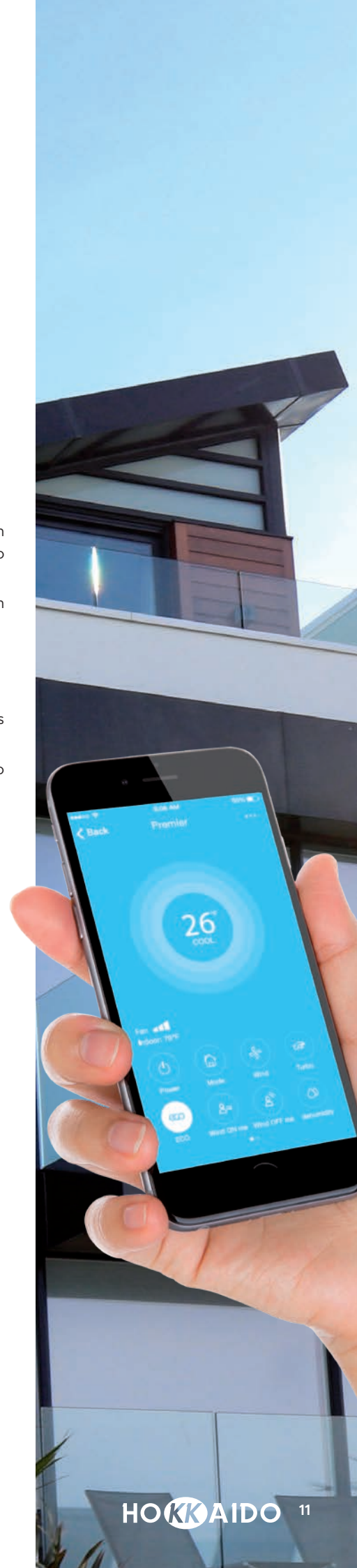
Using the Hokkaido App, you can turn on the air conditioning system while you're on your way back to gradually heat or cool your home. Same results, greater savings.



Available for Android devices from the Google Play Store.



Available for iOS devices from the Apple App Store.



RESIDENTIAL AND COMMERCIAL R32 - LINE UP

.....

MONOSPLIT

	kW	2.60	3.50	5.30	7.10	8.80	10.80	12.30	14.00	16.00
V-DESIGN DC INVERTER										
Wall		HKEU ZAL-B*	HKEU ZAL-B*							
TOP CLASS DC INVERTER										
Wall		HKEU ZAL*	HKEU ZAL*							
ACTIVE LINE DC INVERTER										
Wall		HKEU ZAL*	HKEU ZAL*	HKEU ZAL*	HKEU ZAL*					
COMMERCIAL										
Console			HFIU ZAL*							
Compact Cassette			HTFU ZAL*	HTFU ZAL*						
Slim Cassette 84x84					HTBI ZA	HTBI ZA	HTBI ZA	HTBI ZA	HTBI ZA	HTBI ZA
Ducted with medium head Pa			HUCU ZAL*	HUCU ZAL*	HUCI ZA	HUCI ZA	HUCI ZA	HUCI ZA	HUCI ZA	HUCI ZA
Floor/ceiling				HSFU ZAL*	HSFI ZA1	HSFI ZA1	HSFI ZA1	HSFI ZA1	HSFI ZA1	HSFI ZA1

















* Can also be installed in multisplit version.

Performance and consumption are based on the following test conditions. O.T. heating 7° C DB, 6° C WB and - I.T. 20° C DB. Cooling: O.T. 35° C DB, 24° C WB - I.T. 27° C DB, 19° C WB (ISO T1).

RESIDENTIAL AND COMMERCIAL R32 - LINE UP

.....

MULTISPLIT


kW		4.10	5.28	6.15	7.91	8.21	10.55	12.31
Number of connectable I.U.		2	2	3	3	4	4	5
							NEW	NEW
								
		HCKU 470 Z2	HCKU 530 Z2	HCKU 600 Z3	HCKU 760 Z3	HCKU 810 Z4	HCKU 1060 Z4	HCKU 1200 Z5
NEW 	HKEU 262 ZAL-B	•	•	•	•	•	•	•
	HKEU 352 ZAL-B	•	•	•	•	•	•	•
	HKEU 264 ZAL	•	•	•	•	•	•	•
	HKEU 354 ZAL	•	•	•	•	•	•	•
NEW 	HKEU 203 ZL	•	•	•	•	•	•	•
	HKEU 263 ZAL	•	•	•	•	•	•	•
	HKEU 353 ZAL	•	•	•	•	•	•	•
	HKEU 533 ZAL	•	•	•	•	•	•	•
	HKEU 713 ZAL						•	•
NEW 	HFIU 260 ZL	•	•	•	•	•	•	•
	HFIU 350 ZAL	•	•	•	•	•	•	•
NEW 	HTFU 260 ZL	•	•	•	•	•	•	•
	HTFU 350 ZAL	•	•	•	•	•	•	•
	HTFU 530 ZAL	•	•	•	•	•	•	•
NEW 	HUCU 260 ZL	•	•	•	•	•	•	•
	HUCU 350 ZAL	•	•	•	•	•	•	•
	HUCU 530 ZAL	•	•	•	•	•	•	•
NEW 	HSFU 530 ZAL	•	•	•	•	•	•	•

Performance and consumption are based on the following test conditions. O.T. heating 7° C DB, 6° C WB and - I.T. 20° C DB. Cooling: O.T. 35° C DB, 24° C WB - I.T. 27° C DB, 19° C WB (ISO T1).



V-DESIGN DC INVERTER

Clean air, design, high performance




Turbo function

In both cooling and heating modes, Turbo function allows the user to quickly reach desired temperature to quickly cool or heat rooms.




High density filter

These remove dust and pollen by up to 80%, improving room air quality.




Light effects

The V-DESIGN colour display allows for at-a-glance understanding of which operating mode is activated on the unit (blue light for cooling, orange light for heating).



Storing air flow louvre position

When the V-Design is switched back on, this function allows the horizontal deflector to maintain the same angle tilt used and stored during the last machine use.



Auto-brightness

When the room light is off, the display goes dark slowly after 5s, the fan speed is reduced and the buzzer goes into silent mode. When the room is back to light, these functions resume automatically according to normal operation.



Wi-Fi control

Conveniently control air conditioners via smartphone. HKM-Wi-Fi is a simple, intuitive app that allows users to control air conditioning wherever you are. Available for iOS and Android.



Simplicity of installation

The condensate drain pipe is characterised by flexibility and the possibility of two applications (right and left). The new layout of the indoor unit mounting brackets makes wall application more secure.



Simplicity of maintenance

V DESIGN wall unit design facilitates all maintenance, disassembly and cleaning operations.

RESIDENTIAL AND COMMERCIAL R32

.....

V-DESIGN DC INVERTER

Wall HKEU 262-352 ZAL-B Dark silver



NEW



Standard remote control with built-in temperature sensor (Follow me function)

Characteristics

2.64-3.52 kW | 2 available power levels

A++/A+ | Seasonal energy efficiency class in cooling/heating mode

6.7/4.0 (2.64 kW) | SEER/SCOP values

-15~50° C | **-15~30° C** | Operating range in cooling and heating

21 dB(A) | Extremely quiet

182 mm deep | Compact dimensions

Installation flexibility | Up to 25 m splitting length and 10 m height difference between O.U. and I.U.



Indoor unit model		HKEU 262 ZAL-B		HKEU 352 ZAL-B	
Outdoor unit model		HCNI 262 ZA		HCNI 352 ZA	
Type		DC-Inverter heat pump			
Control (included)		Remote control			
Rated capacity (T=35°C)	Cooling	kW	2.64 (1.23~3.30)	3.52 (1.39~4.44)	
Rated absorbed power (T=35°C)		kW	0.71 (0.10~1.26)	1.21 (0.13~1.43)	
Rated energy efficiency coefficient		EER ³	3.72	2.91	
Seasonal energy efficiency class		626/2011 ¹	A++	A++	
Seasonal energy efficiency index		SEER ²	6.7	6.1	
Annual energy consumption		kWh/a	141	206	
Theoretical load (Pdesignc)		kW	2.7	3.5	
Rated capacity (T=7°C)	Heating	kW	2.93 (0.85~3.72)	3.81 (1.23~4.36)	
Rated absorbed power (T=7°C)		kW	0.77 (0.13~1.32)	1.34 (0.11~1.34)	
Rated energy performance coefficient		COP ³	3.80	2.84	
Energy efficiency class (average season)		626/2011 ¹	A+	A+	
Seasonal energy efficiency class index (average season)		SCOP ²	4.0	4.0	
Annual energy consumption		kWh/a	1015	1015	
Theoretical load (Pdesignh) @-10° C		kW	2.9	2.9	
Operating limits (external temperature)	Cooling	°C	-15~50	-15~50	
	Heating	°C	-15~30	-15~30	
Electrical data					
Power	Outdoor unit	Ph-V-Hz	1Ph - 220/240V - 50Hz		
Power cable		Type	3 x 2.5 mm ²		
Connection wires between I.U. and O.U.		no.	5	5	
Rated absorbed current (min~max)	Cooling	A	3.1 (0.4~5.5)	5.3 (0.6~6.2)	
	Heating	A	3.4 (0.5~5.7)	4.9 (0.5~5.8)	
Maximum current		A	10	10	
Maximum absorbed power		kW	2.2	2.2	
Refrigerant circuit					
Refrigerant (GWP) ⁴			R32 (675)	R32 (675)	
Quantity refrigerant pre-load		Kg	0.8	0.8	
Tons of CO2 equivalent		t	0.540	0.540	
Diameter of refrigerant piping on liquid/gas		mm (inches)	ø6.35(1/4") - ø9.52(3/8")	ø6.35(1/4") - ø9.52(3/8")	
Max splitting length		m	25	25	
Max height difference I.U./O.U.		m	10	10	
Splitting length without additional load		m	5	5	
Additional load		g/m	12	12	
Indoor unit specifications					
Dimensions	LxDxH	mm	897x182x312	897x182x312	
Net weight		Kg	9.9	9.9	
Sound pressure level (I.U.)	Hi/Mi/Lo	dB(A)	37.5/26/21	37.5/26/21	
Sound power level (I.U.)	Hi	dB(A)	50	50	
Handled air volume	Hi/Mi/Lo	m ³ /h	530/421/305	530/421/305	
Motor power (Output)		W	20	20	
Specifications of outdoor units					
Dimensions	LxDxH	mm	770x300x555	770x300x555	
Net weight		Kg	27	27	
Sound pressure level (O.U.)		dB(A)	54	54	
Sound power level (O.U.)		dB(A)	63	63	
Handled air (Max)		m ³ /h	2000	2000	
Motor power (Output)		W	63	63	
Optional parts					
Wired remote control				NO	
Centralised control				NO	
Wi-Fi module				HKM-WIFI	

1 EU Delegated Regulation No.626/2011 on the new labelling indicating the energy consumption of air conditioners. 2 EU Regulation No.206/2012 - Value measured according to harmonised standard EN14825. 3 Value measured according to harmonised standard EN14511. 4 Refrigerant leakage contributes to climate change. When released into the atmosphere, refrigerants with a lower global warming potential (GWP) contribute less to global warming than those with a higher GWP. This appliance contains a refrigerant with a GWP of 675. If 1 kg of this refrigerant fluid were released into the atmosphere, therefore, the impact on global warming would be 675 times higher than 1 kg of CO₂ over a period of 100 years. Under no circumstances should the user try to intervene on the refrigerant circuit or disassemble the product. Always contact qualified personnel if necessary.

TOP CLASS DC INVERTER

Wall



Refrigerant leak detection

Active only in cooling mode, it allows to identify compressor malfunctions following the refrigerant leak.



Cold currents prevention

Through this function in heating mode, it is possible to avoid the introduction of cold air into the room following the defrost cycles.



24H timer

This function allows users to select delayed air conditioner on and/or off within 24 hours, either via remote (standard) or via Wi-Fi (optional).



Anti-freeze function 8°C

In the event of prolonged absence, a minimum temperature level can be guaranteed inside the rooms. By activating the anti-freeze function, when a temperature lower than 8°C is detected in the room, the system starts until this temperature is reached.



Sleep mode

It allows lowering energy consumption at night. In cooling mode, the system increases the ambient temperature within 2 hours, by 2°C (in heating mode the system lowers the temperature by 2°C). At the end of the 2 hours the fan of the indoor unit works at low speed. The system keeps the room temperature constant for the next 5 hours.



Silence mode

This function allows the operating speed of the compressor of the outdoor unit and the fan of the indoor unit to be reduced to a minimum, so as to reduce noise and energy consumption to a minimum.

RESIDENTIAL AND COMMERCIAL R32

.....

TOP CLASS DC INVERTER

Wall HKEU 264-354 ZAL



- "3D" air diffusion
- Photocatalytic filter
- Louvre position memorization function
- Standard remote control with built-in temperature sensor (Follow me function)

Characteristics

2.64-3.52 kW | 2 available power levels

A+++/A++ (2.64 kW) | **A++/A++** (3.52 kW)
Seasonal energy efficiency class in cooling/heating mode

8.5/4.6 (2.64 kW) | SEER/SCOP values

-15-43° C | **-30-30° C** | Operating range in cooling and heating

21.5 dB(A) (2.64 kW) | Extremely quiet

22 dB(A) (3.52 kW) | Extremely quiet

189 mm deep | Compact dimensions

Installation flexibility | Up to 25 m splitting length and 10 m height difference between O.U. and I.U.

Tax deductions and **Thermal account** | Tax benefits



Indoor unit model		HKEU 264 ZAL		HKEU 354 ZAL	
Outdoor unit model		HCNI 264 ZA		HCNI 354 ZA	
Type		DC-Inverter heat pump			
Control (included)		Remote control			
Rated capacity (T=+35° C)	Cooling	kW	2.64 (0.91~4.40)		3.52 (0.93~4.75)
Rated absorbed power (T=+35° C)		kW	0.60 (0.05~1.55)		0.98 (0.05~1.59)
Rated energy efficiency coefficient		EER ³	4.40		3.59
Seasonal energy efficiency class		626/2011 ¹	A+++		A++
Seasonal energy efficiency index	Heating	SEER ²	8.5		8.1
Annual energy consumption		kWh/a	111		155
Theoretical load (Pdesignc)		kW	2.7		3.5
Rated capacity (T=+7° C)		kW	2.86 (0.79~6.30)		3.81 (0.98~6.50)
Rated absorbed power (T=+7° C)	Heating	kW	0.65 (0.14~2.10)		1.026 (0.17~2.13)
Rated energy performance coefficient		COP ³	4.42		3.71
Energy efficiency class (average season)		626/2011 ¹	A++		A++
Seasonal energy efficiency class index (average season)		SCOP ²	4.6		4.6
Annual energy consumption	Cooling	kWh/a	792		852
Theoretical load (Pdesignh) @-10° C		kW	2.2		2.8
Operating limits (external temperature)	Cooling	°C	-15~43		-15~43
	Heating	°C	-30~30		-30~30
Electrical data					
Power	Outdoor unit	Ph-V-Hz	1Ph - 220/240V - 50Hz		
Power cable		Type	3 x 2.5 mm ²		
Connection wires between I.U. and O.U.		no.	5		
Rated absorbed current (min~max)	Cooling	A	4.00 (0.50~7.00)		
	Heating	A	4.20 (1.00~9.20)		
Maximum current		A	10		
Maximum absorbed power		kW	2.35		
Refrigerant circuit					
Refrigerant (GWP) ⁴			R32 (675)		R32 (675)
Quantity refrigerant pre-load		Kg	0.87		0.87
Tons of CO2 equivalent		t	0.587		0.587
Diameter of refrigerant piping on liquid/gas		mm (inches)	ø6.35(1/4") - ø9.52(3/8")		ø6.35(1/4") - ø9.52(3/8")
Max splitting length		m	25		25
Max height difference I.U. /O.U.		m	10		10
Splitting length without added load		m	5		5
Additional load		g/m	12		12
Indoor unit specifications					
Dimensions	LxDxH	mm	802x189x297		802x189x297
Net weight		Kg	8.5		8.5
Sound pressure level (I.U.)	Hi/Mi/Lo/ULo	dB(A)	42/35/25/21.5		42/35/25/22
Sound power level (U.I.)	Hi	dB(A)	56		56
Handled air volume	Hi/Mi/Lo	m ³ /h	611/479/360		611/479/360
Motor power (Output)		W	50		50
Specifications of outdoor units					
Dimensions	LxDxH	mm	800x333x554		800x333x554
Net weight		Kg	34.7		34.7
Sound pressure level (O.U.)		dB(A)	55.5		55.5
Sound power level (O.U.)		dB(A)	64		65
Handled air (Max)		m ³ /h	2000		2000
Motor power (Output)		no. x W	40		40
Optional parts					
Wired remote control			NO		
Centralised control			NO		
Wi-Fi module			HKM-WIFI		

1 EU Delegated Regulation No.626/2011 on the new labelling indicating the energy consumption of air conditioners. 2 EU Regulation No.206/2012 - Value measured according to harmonised standard EN14825. 3 Value measured according to harmonised standard EN14511. 4 Refrigerant leakage contributes to climate change. When released into the atmosphere, refrigerants with a lower global warming potential (GWP) contribute less to global warming than those with a higher GWP. This appliance contains a refrigerant with a GWP of 675. If 1 kg of this refrigerant fluid were released into the atmosphere, therefore, the impact on global warming would be 675 times higher than 1 kg of CO2, over a period of 100 years. Under no circumstances should the user try to intervene on the refrigerant circuit or disassemble the product. Always contact qualified personnel if necessary.



ACTIVE LINE DC INVERTER

Comfort, well-being and air quality



Sleep mode

It allows lowering energy consumption at night. In cooling mode, the system increases the ambient temperature within 2 hours, by 2° C (in heating mode the system lowers the temperature by 2° C). At the end of the 2 hours the fan of the indoor unit works at low speed. The system keeps the room temperature constant for the next 5 hours.



Comfort care

ACTIVE air conditioners are equipped with a device that automatically regulates the temperature and moisture in the room.



Silence mode

This function allows the operating speed of the compressor of the outdoor unit and the fan of the indoor unit to be reduced to a minimum, so as to reduce noise and energy consumption to a minimum.




Refrigerant leak detection

Active only in cooling mode, it allows to identify compressor malfunctions following the refrigerant leak.



Cold currents prevention

Through this function in heating mode, it is possible to avoid the introduction of cold air into the room following the defrost cycles.




Anti-freeze function 8° C

In the event of prolonged absence, a minimum temperature level can be guaranteed inside the rooms. By activating the anti-freeze function, when a temperature lower than 8° C is detected in the room, the system starts until this temperature is reached.



24H timer

This function allows users to select delayed air conditioner on and/or off within 24 hours, either via remote (standard) or via Wi-Fi (optional).



High density filter

ACTIVE is equipped with high-density filters that ensure the removal of pollen and dust up to 80% and prolong the effect without impurities, to always have clean room air.

RESIDENTIAL AND COMMERCIAL R32

.....

ACTIVE LINE DC INVERTER

Wall HKEU 263-353-533-713 ZAL



- Cold catalyst filter
- Self-cleaning function
- Self-diagnosis function
- High density filter
- Standard remote control with built-in temperature sensor (Follow me function)

Characteristics

2.64-7.03 kW | 4 available power levels

A++/A+ | Seasonal energy efficiency class in cooling/heating mode

7.1/4.0 (5.28 kW) | SEER/SCOP values

-15-50° C | **-25-30° C** | **Operating range in cooling and heating**

21 dB(A) (2.64 kW) | Extremely quiet

22 dB(A) (3.52 kW) | Extremely quiet

Compact size | Of the I.U. and O.U.

Installation flexibility | Up to 50 m splitting length and 25 m height difference between O.U. and I.U. (7.03 kW)



Indoor unit model	HKEU 263 ZAL		HKEU 353 ZAL		HKEU 533 ZAL		HKEU 713 ZAL		
Outdoor unit model	HCNI 263 ZA		HCNI 353 ZA		HCNI 533 ZA		HCNI 713 ZA		
Type									
Control (included)									
Remote control									
Rated capacity (T=+35°C)	Cooling	kW	2.64 (0.91~3.40)	3.52 (1.11~4.16)	5.28 (1.82~6.13)	7.03 (2.08~7.95)			
Rated absorbed power (T=+35°C)		kW	0.71 (0.10~1.24)	1.24 (0.13~1.58)	1.54 (0.14~2.36)	2.35 (0.16~2.96)			
Rated energy efficiency coefficient		EER ²	3.72	2.84	3.43	2.99			
Seasonal energy efficiency class		626/2011 ¹	A++	A++	A++	A++			
Seasonal energy efficiency index		SEER ²	6.2	6.1	7.1	6.1			
Annual energy consumption		kWh/a	147	201	256	412			
Theoretical load (Pdesignc)	kW	2.6	3.5	5.2	7.0				
Rated capacity (T=+7°C)	Heating	kW	2.93 (0.82~3.37)	3.81 (1.08~4.22)	5.57 (1.38~6.74)	7.33 (1.61~8.79)			
Rated absorbed power (T=+7°C)		kW	0.74 (0.12~1.20)	0.96 (0.10~1.58)	1.48 (0.20~2.41)	2.04 (0.26~3.14)			
Rated energy performance coefficient		COP ³	3.96	3.97	3.76	3.59			
Energy efficiency class (average season)		626/2011 ¹	A+	A+	A+	A+			
Seasonal energy efficiency class index (average season)		SCOP ²	4.0	4.0	4.0	4.0			
Annual energy consumption		kWh/a	735	805	1435	1697			
Theoretical load (Pdesignh) @-10°C	kW	2.1	2.3	4.1	4.8				
Operating limits (external temperature)	Cooling	°C						-15~50	
	Heating	°C						-25~30	
Electrical data									
Power	Outdoor unit	Ph-V-Hz	1Ph - 220/240V - 50Hz						
Power cable	Type	3 x 2.5 mm ²			3 x 4 mm ²				
Connection wires between I.U. and O.U.	no.	5	5	5	5				
Rated absorbed current (min~max)	Cooling	A	3.10 (0.40~5.40)	5.40 (0.50~6.90)	6.90 (0.60~10.30)	10.20 (0.70~13.30)			
	Heating	A	3.20 (0.50~5.20)	4.20 (0.40~6.90)	6.40 (0.90~10.50)	10.20 (1.10~13.30)			
Maximum current	A	10	10	13.5	17.5				
Maximum absorbed power	kW	2.15	2.15	2.95	3.85				
Refrigerant circuit									
Refrigerant (GWP) ⁴	R32 (675)		R32 (675)	R32 (675)	R32 (675)				
Quantity refrigerant pre-load	Kg	0.5	0.5	1.0	1.6				
Tons of CO2 equivalent	t	0.338	0.338	0.675	1.080				
Diameter of refrigerant piping on liquid/gas	mm (inches)	ø6.35(1/4") - ø9.52(3/8")	ø6.35(1/4") - ø9.52(3/8")	ø6.35(1/4") - ø12.74(1/2")	ø9.52(3/8") - ø15.88(5/8")				
Max splitting length	m	25	25	30	50				
Max height difference I.U./O.U.	m	10	10	20	25				
Splitting length without added load	m	5	5	5	5				
Additional load	g/m	12	12	12	24				
Indoor unit specifications									
Dimensions	LxDxH	mm	805x194x285	805x194x285	957x213x302	1040x220x327			
Net weight	Kg	7.5	7.5	10	12.3				
Sound pressure level (I.U.)	Hi/Mi/Lo/U.Lo	dB(A)	40/30/26/21	40/34/26/22	44/37/30/25	44.5/42/34.5/28			
Sound power level (U.I.)	Hi	dB(A)	53	53	55	59			
Handled air volume	Hi/Mi/Lo	m ³ /h	520/460/360	600/500/360	840/680/540	980/817/662			
Motor power (Output)	W	40	40	36	58				
Specifications of outdoor units									
Dimensions	LxDxH	mm	700x275x550	700x275x550	800x333x554	845x363x702			
Net weight	Kg	22.7	22.7	34	51.5				
Sound pressure level (O.U.)	dB(A)	55.5	56	56	59.5				
Sound power level (O.U.)	dB(A)	61	65	61	67				
Handled air (Max)	m ³ /h	1700	1700	2500	3000				
Motor power (Output)	no. x W	66	66	63	115				
Optional parts									
Wired remote control							NO		
Centralised control							NO		
Wi-Fi module							HKM-WIFI		

1 EU Delegated Regulation No.626/2011 on the new labelling indicating the energy consumption of air conditioners. 2 EU Regulation No.206/2012 - Value measured according to harmonised standard EN14825. 3 Value measured according to harmonised standard EN14511. 4 Refrigerant leakage contributes to climate change. When released into the atmosphere, refrigerants with a lower global warming potential (GWP) contribute less to global warming than those with a higher GWP. This appliance contains a refrigerant with a GWP of 675. If 1 kg of this refrigerant fluid were released into the atmosphere, therefore, the impact on global warming would be 675 times higher than 1 kg of CO₂, over a period of 100 years. Under no circumstances should the user try to intervene on the refrigerant circuit or disassemble the product. Always contact qualified personnel if necessary.

RESIDENTIAL AND COMMERCIAL R32

.....

CONSOLE

HFU 350 ZAL



4 air distribution inlets for increased system energy efficiency



Standard remote control with built-in temperature sensor (Follow me function)

Characteristics

3.52 kW | 1 available power level

A++/A+ | Seasonal energy efficiency classes in cooling/heating mode

7.7/4.3 | SEER/SCOP values

-15~50° C | **-15~24° C** | Operating range in cooling and heating

210 mm deep | Compact size

Double air distribution mode

Anti-formaldehyde filter supplied

Installation flexibility | Up to 25 m splitting length

Tax deductions and **Thermal account** | Tax benefits



Indoor unit model			HFU 350 ZAL
Outdoor unit model			HCKI 350 ZA
Type			FULL DC-Inverter heat pump
Control (included)			Remote control
Rated capacity (T=+35° C)	Cooling	kW	3.52 (0.77~3.81)
Rated absorbed power (T=+35° C)		kW	0.92 (0.17~1.84)
Rated energy efficiency coefficient		EER ³	3.83
Seasonal energy efficiency class		626/2011 ¹	A++
Seasonal energy efficiency index		SEER ²	7.7
Annual energy consumption		kWh/a	159
Theoretical load (Pdesignc)		kW	3.5
Rated capacity (T=+7° C)	Heating	kW	3.81 (0.46~4.34)
Rated absorbed power (T=+7° C)		kW	1.02 (0.15~1.47)
Rated energy performance coefficient		COP ³	3.74
Energy efficiency class (average season)		626/2011 ¹	A+
Seasonal energy efficiency class index (average season)		SCOP ²	4.3
Annual energy consumption		kWh/a	1042
Theoretical load (Pdesignh) @-10° C		kW	3.2
Operating limits (external temperature)	Cooling	°C	-15~50
	Heating	°C	-15~24
Electrical data			
Power	Outdoor unit	Ph-V-Hz	1-220~240V-50HZ
Power cable		Type	3 x 2.5 mm ²
Connection wires between I.U. and O.U.		no.	4
Rated absorbed current (min~max)	Cooling	A	4.10 (1.40~8.10)
	Heating	A	4.50 (1.20~6.50)
Maximum current		A	10
Maximum absorbed power		kW	2.35
Refrigerant circuit			
Refrigerant (GWP) ⁴			R32 (675)
Quantity refrigerant pre-load		Kg	0.87
Tons of CO2 equivalent		t	0.587
Diameter of refrigerant piping on liquid/gas		mm (inches)	ø6.35(1/4") - ø9.52(3/8")
Max. splitting length		m	25
Max height difference I.U./O.U.		m	10
Splitting length without additional load		m	5
Additional load		g/m	12
Indoor unit specifications			
Dimensions	LxDxH	mm	700xx210x600
Net weight		Kg	14.8
Sound pressure level (I.U.)	Hi/Mi/Lo	dB(A)	43/41.5/35
Sound power level (U.I.)	Hi	dB(A)	58
Handled air volume	Hi/Mi/Lo	m ³ /h	512/480/370
Motor power (Output)		W	67
Outside diameter of condensate drain		mm	ø16
Specifications of outdoor units			
Dimensions	LxDxH	mm	800x333x554
Net weight		Kg	34.7
Sound pressure level (O.U.)		dB(A)	55.5
Sound power level (O.U.)		dB(A)	63
Handled air (Max)		m ³ /h	2000
Motor power (Output)		W	40
Optional parts			
Wired remote control			YES
Manual centralized control	Requires NIM-GRH interface		YES
Wi-Fi centralized control			XRV Mobile BMS

1 EU Delegated Regulation No.626/2011 on the new labelling indicating the energy consumption of air conditioners. 2 EU Regulation No.206/2012 - Value measured according to harmonised standard EN14825. 3 Value measured according to harmonised standard EN14511. 4 Refrigerant leakage contributes to climate change. When released into the atmosphere, refrigerants with a lower global warming potential (GWP) contribute less to global warming than those with a higher GWP. This appliance contains a refrigerant with a GWP of 675. If 1 kg of this refrigerant fluid were released into the atmosphere, therefore, the impact on global warming would be 675 times higher than 1 kg of CO2, over a period of 100 years. Under no circumstances should the user try to intervene on the refrigerant circuit or disassemble the product. Always contact qualified personnel if necessary.

RESIDENTIAL AND COMMERCIAL R32

.....

COMPACT CASSETTE 60x60

HTFU 350-530 ZAL



Standard remote control with built-in temperature sensor (Follow me function)

Characteristics

3.52-5.28 kW | 2 available power levels

A++/A++ (3.52 kW) | **A++/A+** (5.28 kW)
Seasonal energy efficiency classes in cooling/heating mode

7.8/4.6 (3.52 kW) | SEER/SCOP values

-15-50° C | **-15-24° C** | Operating range in cooling and heating

260 mm in height | Compact size

TFP 200 IHRS panel with 360° air diffusion

Pre-set for external air inlet

Electrical box inside the unit body

Condensate drain pump with possibility of raising the discharge up to 750 mm from the lower height

Tax deductions and **Thermal account** | Tax benefits



Indoor unit model			HTFU 350 ZAL	HTFU 530 ZAL
Outdoor unit model			HCKI 350 ZA	HCKI 530 ZA
Type			FULL DC-Inverter heat pump	
Control (included)			Remote control	
Rated capacity (T=35°C)	Cooling	kW	3.52 (1.52~5.28)	5.28 (2.90~5.74)
		kW	0.85 (0.35~1.60)	1.63 (0.72~1.86)
		EER ³	4.14	3.24
		626/2011 ¹	A++	A++
		SEER ²	7.8	6.1
		kWh/a	157	304
Rated capacity (T=7°C)	Heating	kW	4.40 (1.03~5.57)	5.42 (2.37~6.10)
		kW	1.10 (0.31~1.80)	1.46 (0.70~1.93)
		COP ³	4.00	3.71
		626/2011 ¹	A++	A+
		SCOP ²	4.6	4.0
		kWh/a	959	1470
Operating limits (external temperature)	Cooling	°C	-15~50	-15~50
	Heating	°C	-15~24	-15~24
Electrical data				
Power	Outdoor unit	Ph-V-Hz	1-220~240V-50HZ	1-220~240V-50HZ
Power cable		Type	3 x 2.5 mm ²	3 x 4.0 mm ²
Connection wires between I.U and O.U.		no.	5	4
Rated absorbed current (min~max)	Cooling	A	3.80 (1.60~7.10)	7.20 (3.20~8.20)
	Heating	A	5.00 (1.40~7.90)	6.40 (3.10~8.50)
Maximum current		A	10	13.5
Maximum absorbed power		kW	2.35	2.95
Refrigerant circuit				
Refrigerant (GWP) ⁴			R32 (675)	R32 (675)
Quantity refrigerant pre-load		Kg	0.87	1.15
Tons of CO2 equivalent		t	0.587	0.776
Diameter of refrigerant piping on liquid/gas		mm (inches)	ø6.35(1/4") - ø9.52(3/8")	ø6.35(1/4") - ø12.74(1/2")
Max splitting length		m	25	30
Max height difference I.U./O.U.		m	10	20
Splitting length without additional load		m	5	5
Additional load		g/m	12	12
Indoor unit specifications				
Dimensions	LxDxH	mm	570x570x260	570x570x260
Net weight		Kg	16.2	16.2
Sound pressure level (I.U.)	Hi/Mi/Lo	dB(A)	41/36/33	42.5/39/35.5
Sound power level (I.U.)	Hi	dB(A)	51	56
Handled air volume	Hi/Mi/Lo	m ³ /h	617/504/416	720/625/540
Motor power (Output)		W	45	45
Outside diameter of condensate drain		mm	ø25	ø25
Specifications of outdoor units				
Dimensions	LxDxH	mm	800x333x554	800x333x554
Net weight		Kg	34.7	33.7
Sound pressure level (O.U.)		dB(A)	55.5	55
Sound power level (O.U.)		dB(A)	63	63
Handled air (Max)		m ³ /h	2000	2000
Motor power (Output)		W	40	57
Accessories				
Decorative panel			TFP 200 ZA	
Dimensions	LxDxH	mm	647x647x50	
Net weight		Kg	2.5	
Optional parts				
Wired remote control			YES	
Manual centralized control			YES	
Wi-Fi centralized control			XRV Mobile BMS	

1 EU Delegated Regulation No.626/2011 on the new labeling indicating the energy consumption of air conditioners. 2 EU Regulation No.206/2012 - Value measured according to harmonised standard EN14825. 3 Value measured according to harmonised standard EN14511. 4 Refrigerant leakage contributes to climate change. When released into the atmosphere, refrigerants with a lower global warming potential (GWP) contribute less to global warming than those with a higher GWP. This appliance contains a refrigerant with a GWP of 675. If 1 kg of this refrigerant fluid were released into the atmosphere, therefore, the impact on global warming would be 675 times higher than 1 kg of CO2, over a period of 100 years. Under no circumstances should the user try to intervene on the refrigerant circuit or disassemble the product. Always contact qualified personnel if necessary.

RESIDENTIAL AND COMMERCIAL R32

.....

SLIM CASSETTE 84x84

HTBI 710-1080-1400-1600 ZA



Standard remote control with built-in temperature sensor (Follow me function)

Characteristics

7.03-11.40 kW | 3 single phase power levels

10.55-15.53 kW | 3 three-phase power levels

A++/A+ (single phase 7.03 kW | three-phase 10.55-15.53 kW)
Seasonal energy efficiency classes in cool./heat.

-15-50° C | **-15-24° C** | Operating range in cooling and heating

Pre-set for external air inlet

Electrical box inside the unit body

Condensate drain pump with possibility of raising the discharge up to 750 mm from the lower height

Installation flexibility | Up to 65 m splitting length and 30 m height difference between O.U. and I.U. (10.55 ~ 15.53 kW)



Indoor unit model			HTBI 710 ZA	HTBI 1080 ZA	HTBI 1400 ZA	HTBI 1080 ZA	HTBI 1400 ZA	HTBI 1600 ZA
Outdoor unit model			HCKI 710 ZA	HCKI 880 ZA	HCKI 1200 ZA	HCSI 1080 ZA	HCSI 1400 ZA	HCSI 1600 ZA
Type			FULL DC-Inverter heat pump					
Control (included)			Remote control					
Rated capacity (T=35°C)	Cooling	kW	7.03 (3.22~8.21)	8.79 (4.04~10.02)	11.40 (4.75~13.19)	10.55 (4.04~12.02)	14.07 (4.75~14.58)	15.53 (5.28~16.71)
Rated absorbed power (T=35°C)		kW	2.19 (0.48-2.85)	2.93 (0.89~4.20)	3.77 (1.16~4.79)	3.95 (0.89~4.50)	5.13 (1.17~5.60)	5.95 (1.15~6.68)
Rated energy efficiency coefficient		EER ³	3.21	3.00	3.02	2.67	2.74	2.61
Seasonal energy efficiency class		626/2011 ¹	A++	A++	A+	A++	A++	A++
Seasonal energy efficiency index		SEER ²	6.1	6.5	5.9	6.1	6.1	6.1
Annual energy consumption	kWh/a	402	479	694	602	805	901	
Theoretical load (Pdesignc)	kW	7.0	8.9	11.7	10.5	14.0	15.7	
Rated capacity (T=7°C)	Heating	kW	7.62 (2.43~8.65)	9.82 (2.94~11.48)	13.20 (3.93~15.03)	11.14 (2.95~14.14)	16.12 (3.93~16.77)	18.17 (4.40~19.34)
Rated absorbed power (T=7°C)		kW	2.05 (0.50-2.88)	2.42 (0.72~4.15)	3.76 (0.99~4.38)	3.00 (0.72~4.75)	5.05 (0.99~5.38)	6.04 (1.02~6.45)
Rated energy performance coefficient		COP ³	3.71	4.06	3.51	3.71	3.19	3.01
Energy efficiency class (average season)		626/2011 ¹	A+	A	A	A+	A+	A+
Seasonal energy efficiency class index (average season)		SCOP ²	4.0	3.8	3.9	4.0	4.0	4.0
Annual energy consumption	kWh/a	1890	2653	3303	2835	3920	4165	
Theoretical load (Pdesignh) @-10° C	kW	5.4	7.2	9.2	8.1	11.2	11.9	
Operating limits (external temperature)	Cooling	°C	-15~50					
	Heating	°C	-15~24					
Electrical data								
Power	Outdoor unit	Ph-V-Hz	1-220~240V-50HZ			3-380~415V-50HZ		
Power cable		Type	3 x 4 mm ²	3 x 4 mm ²	3 x 6 mm ²	5 x 2.5 mm ²	5 x 2.5 mm ²	5 x 4 mm ²
Connection wires between I.U. and O.U.		no.	5 (2 of which shielded)					
Rated absorbed current (min~max)	Cooling	A	9.50 (2.10-12.40)	12.90 (3.90~18.20)	16.50 (5.30~20.80)	6.60 (3.90~8.20)	8.30 (1.80~9.30)	9.80 (1.80~11.60)
	Heating	A	8.90 (2.20-12.50)	10.70 (3.20~18.30)	16.40 (4.50~19.90)	5.00 (3.20~8.30)	8.20 (1.60~8.90)	9.90 (1.60~11.20)
Maximum current	A	13.5	16.5	22.5	10	11.2	14	
Maximum absorbed power	kW	2.95	3.60	4.80	5.60	6.20	7.50	
Refrigerant circuit								
Refrigerant (GWP) ⁴	R32 (675)							
Quantity refrigerant pre-load	Kg	1.5	2	2.8	2.4	2.8	2.95	
Tons of CO2 equivalent	t	1.013	1.350	1.890	1.620	1.890	1.991	
Diameter of refrigerant piping on liquid/gas	mm (inches)	ø9.52 (3/8") - ø15.88 (5/8")						
Max. splitting length	m	50	50	50	65	65	65	
Max height difference I.U./O.U.	m	25	25	30	30	30	30	
Splitting length without additional load	m	5	5	5	5	5	5	
Additional load	g/m	24	24	24	24	24	24	
Indoor unit specifications								
Dimensions	LxDxH	mm	840x840x205	840x840x245	840x840x287	840x840x245	840x840x287	840x840x287
Net weight	Kg	23	27.5	29	27.5	29	29.7	
Sound pressure level (I.U.)	Hi/Mi/Lo	dB(A)	47/43/40	51/49/46	52/50/49	51/47/41	52/50/49	53/50.5/48
Sound power level (U.I.)	Hi	dB(A)	59	62	66	62	65	65
Handled air volume	Hi/Mi/Lo	m ³ /h	1378/1200/1032	1775/1620/1438	1715/1568/1381	1775/1620/1438	1715/1568/1381	1970/1737/1537
Motor power (Output)	W	141	141	141	141	141	232	
Outside diameter of condensate drain	mm	ø32	ø32	ø32	ø32	ø32	ø32	
Specifications of outdoor units								
Dimensions	LxDxH	mm	845x363x702	946x410x810	946x410x810	946x410x810	952x415x1333	952x415x1333
Net weight	Kg	66.8	56.9	73.9	81.5	106.7	111.3	
Sound pressure level (O.U.)	dB(A)	62	60.5	67	64	66	66	
Sound power level (O.U.)	dB(A)	65	69	74	68	72	74	
Handled air (Max)	m ³ /h	2700	3600	3800	4000	7500	7500	
Motor power (Output)	no. x W	1 x 115	1 x 150	1 x 150	1 x 150	2 x 126	2 x 126	
Accessories								
Decorative panel						TBP 710 ZA		
Dimensions	LxDxH	mm	950x950x55					
Net weight	Kg	5						
Optional parts								
Wired remote control	YES							
Manual centralized control	YES							
Wi-Fi centralized control	XRV Mobile BMS							

1 EU Delegated Regulation No.626/2011 on the new labelling indicating the energy consumption of air conditioners. 2 EU Regulation No.206/2012 - Value measured according to harmonised standard EN14825. 3 Value measured according to harmonised standard EN14511. 4 Refrigerant leakage contributes to climate change. When released into the atmosphere, refrigerants with a lower global warming potential (GWP) contribute less to global warming than those with a higher GWP. This appliance contains a refrigerant with a GWP of 675. If 1 kg of this refrigerant fluid were released into the atmosphere, therefore, the impact on global warming would be 675 times higher than 1 kg of CO2, over a period of 100 years. Under no circumstances should the user try to intervene on the refrigerant circuit or disassemble the product. Always contact qualified personnel if necessary.

RESIDENTIAL AND COMMERCIAL R32

.....

DUCTED WITH MEDIUM HEAD

HUCU 350-530 ZAL



Standard remote control with built-in temperature sensor (Follow me function)

Characteristics

3.51-5.28 kW | 2 available power levels

A++/A+ | Seasonal energy efficiency classes in cooling/heating mode

-15-50° C | **-15-24° C** | Operating range in cooling and heating

200 mm in height | Compact size (3.51 kW)

Automatic adjustment of the head of the fan at constant flow rate

Flexi air inlet, from the bottom or from the back

Condensate drain pump with possibility of raising the discharge up to 750 mm from the lower height

Tax deductions and **Thermal account** | Tax benefits



Indoor unit model			HUCU 350 ZAL	HUCU 530 ZAL
Outdoor unit model			HCKI 350 ZA	HCKI 530 ZA
Type			FULL DC-Inverter heat pump	
Control (included)			Remote control	
Cooling	Rated capacity (T=35°C)	kW	3.51 (1.49~4.75)	5.28 (2.55~5.69)
	Rated absorbed power (T=35°C)	kW	0.95 (0.35~1.62)	1.63 (0.71~1.90)
	Rated energy efficiency coefficient	EER ³	3.69	3.24
	Seasonal energy efficiency class	626/2011 ¹	A++	A++
	Seasonal energy efficiency index	SEER ²	6.5	6.1
	Annual energy consumption	kWh/a	188	304
Heating	Theoretical load (Pdesignc)	kW	3.5	5.3
	Rated capacity (T=7°C)	kW	4.10 (0.97~5.63)	5.86 (2.20~6.15)
	Rated absorbed power (T=7°C)	kW	1.10 (0.35~2.05)	1.58 (0.74~1.76)
	Rated energy performance coefficient	COP ³	3.73	3.71
	Energy efficiency class (average season)	626/2011 ¹	A+	A+
	Seasonal energy efficiency class index (average season)	SCOP ²	4.0	4.0
Operating limits (external temperature)	Annual energy consumption	kWh/a	1120	1512
	Theoretical load (Pdesignh) @-10° C	kW	3.2	4.3
	Cooling	°C	-15~50	
	Heating	°C	-15~24	
Electrical data				
Power	Outdoor unit	Ph-V-Hz	1-220~240V-50HZ	
Power cable		Type	3 x 2.5 mm ²	3 x 4 mm ²
Connection wires between I.U and O.U.		no.	5	4
Rated absorbed current (min~max)	Cooling	A	4.20 (1.70~7.20)	7.20 (3.20~8.30)
	Heating	A	5.00 (1.70~9.00)	7.00 (3.30~7.70)
Maximum current		A	10	13.5
Maximum absorbed power		kW	2.35	2.95
Refrigerant circuit				
Refrigerant (GWP) ⁴			R32 (675)	
Quantity refrigerant pre-load		Kg	0.87	1.15
Tons of CO2 equivalent		t	0.587	0.776
Diameter of refrigerant piping on liquid/gas		mm (inches)	ø6.35(1/4") - ø9.52(3/8")	ø6.35(1/4") - ø12.74(1/2")
Max. splitting length		m	25	30
Max height difference I.U./O.U.		m	10	20
Splitting length without additional load		m	5	5
Additional load		g/m	12	12
Indoor unit specifications				
Dimensions	LxDxH	mm	700x450x200	880x674x210
Net weight		Kg	18	24.3
Sound pressure level (I.U.)	Hi/Mi/Lo	dB(A)	35/30.5/26	41.5/38/33
Sound power level (I.U.)	Hi	dB(A)	56	59
Handled air volume	Hi/Mi/Lo	m ³ /h	600/480/300	880/650/350
Fan pressure head	Std/Max	Pa	25/60	25/100
Motor power (Output)		W	130	90
Outside diameter of condensate drain		mm	ø25	ø25
Specifications of outdoor units				
Dimensions	LxDxH	mm	800x333x554	800x333x554
Net weight		Kg	34.7	33.7
Sound pressure level (O.U.)		dB(A)	55.5	55
Sound power level (O.U.)		dB(A)	63	63
Handled air (Max)		m ³ /h	2000	2000
Motor power (Output)		no. x W	1 x 40	1 x 57
Optional parts				
Wired remote control			YES	
Manual centralized control			YES	
Wi-Fi centralized control			XRV Mobile BMS	

1 EU Delegated Regulation No.626/2011 on the new labelling indicating the energy consumption of air conditioners. 2 EU Regulation No.206/2012 - Value measured according to harmonised standard EN14825. 3 Value measured according to harmonised standard EN14511. 4 Refrigerant leakage contributes to climate change. When released into the atmosphere, refrigerants with a lower global warming potential (GWP) contribute less to global warming than those with a higher GWP. This appliance contains a refrigerant with a GWP of 675. If 1 kg of this refrigerant fluid were released into the atmosphere, therefore, the impact on global warming would be 675 times higher than 1 kg of CO2, over a period of 100 years. Under no circumstances should the user try to intervene on the refrigerant circuit or disassemble the product. Always contact qualified personnel if necessary.

RESIDENTIAL AND COMMERCIAL R32

.....

DUCTED WITH MEDIUM HEAD

HUCI 710-1080-1400-1600 ZA



Standard remote control with built-in temperature sensor (Follow me function)

Characteristics

7.03-12.31 kW | 3 single phase power levels

10.55-15.24 kW | 3 three-phase power levels

A++/A+ | Seasonal energy efficiency classes in cooling/heating mode

-15-50° C | **-15-24° C** | Operating range in cooling and heating

160 Pa | Maximum static fan pressure

Automatic adjustment of the head of the fan at constant flow rate

Flexi air inlet, from the bottom or back

Condensate drain pump with possibility of raising the discharge up to 750 mm from the lower height



Indoor unit model		HUCI 710 ZA	HUCI 1080 ZA	HUCI 1400 ZA	HUCI 1080 ZA	HUCI 1400 ZA	HUCI 1600 ZA	
Outdoor unit model		HCKI 710 ZA	HCKI 880 ZA	HCKI 1200 ZA	HCSI 1080 ZA	HCSI 1400 ZA	HCSI 1600 ZA	
Type		FULL DC-Inverter heat pump						
Control (included)		Remote control						
Rated capacity (T=35°C)	Cooling	kW	7.03 (3.28~8.16)	8.79 (2.23~9.82)	12.31 (2.58~12.31)	10.55 (4.04~12.02)	14.07 (4.26~15.19)	15.24 (5.86~17.29)
Rated absorbed power (T=35°C)		kW	2.19 (0.48~2.85)	2.60 (0.19~3.35)	3.65 (0.23~4.35)	4.10 (0.89~4.98)	5.15 (1.17~5.70)	5.42 (1.27~6.65)
Rated energy efficiency coefficient		EER ³	3.21	3.38	3.37	2.57	2.73	2.81
Seasonal energy efficiency class		626/2011 ¹	A++	A++	A++	A++	A++	A++
Seasonal energy efficiency index		SEER ²	6.1	6.1	6.1	6.1	6.1	6.1
Annual energy consumption		kWh/a	402	505	711	602	808	878
Theoretical load (Pdesignc)		kW	7.0	8.8	12.4	10.5	14.0	15.3
Rated capacity (T=7°C)	Heating	kW	7.62 (2.72~8.72)	9.38 (2.70~11.14)	13.48 (2.05~14.27)	11.14 (2.81~13.19)	16.12 (3.7~18.02)	18.17 (4.69~20.52)
Rated absorbed power (T=7°C)		kW	2.05 (0.50~2.88)	2.30 (0.43~2.90)	3.68 (0.34~4.29)	3.00 (0.78~4.67)	4.28 (0.95~5.82)	5.33 (1.04~6.03)
Rated energy performance coefficient		COP ³	3.72	4.08	3.66	3.71	3.77	3.41
Energy efficiency class (average season)		626/2011 ¹	A+	A+	A+	A+	A+	A+
Seasonal energy efficiency class index (average season)		SCOP ²	4.0	4.0	4.0	4.0	4.0	4.0
Annual energy consumption		kWh/a	1911	2800	3360	2968	4263	4375
Theoretical load (Pdesignh) @-10° C		kW	5.4	8.0	9.6	8.4	12.1	12.5
Operating limits (external temperature)	Cooling	°C	-15~50					
	Heating	°C	-15~24					
Electrical data								
Power	Outdoor unit	Ph-V-Hz	1-220~240V-50HZ			3-380~415V-50HZ		
Power cable		Type	3 x 4 mm ²	3 x 4 mm ²	3 x 6 mm ²	5 x 2.5 mm ²	5 x 2.5 mm ²	5 x 4 mm ²
Connection wires between I.U. and O.U.		no.	5 (2 of which shielded)					
Rated absorbed current (min~max)	Cooling	A	9.50 (2.10~12.40)	11.80 (2.00~15.50)	16.00 (1.50~19.10)	6.50 (1.40~8.20)	8.30 (1.80~9.40)	8.90 (2.00~11.60)
	Heating	A	8.90 (2.20~12.50)	10.60 (3.00~13.50)	16.20 (1.90~18.80)	4.70 (1.30~7.40)	6.80 (1.50~9.20)	8.80 (1.60~10.50)
Maximum current		A	13.5	16.5	22.5	10	11.2	14
Maximum absorbed power		kW	2.95	3.60	4.80	5.60	6.20	7.50
Refrigerant circuit								
Refrigerant (GWP) ⁴			R32 (675)					
Quantity refrigerant pre-load		Kg	1.5	2	2.8	2.4	2.8	2.95
Tons of CO2 equivalent		t	1.013	1.350	1.890	1.620	1.890	1.991
Diameter of refrigerant piping on liquid/gas		mm (inches)	ø9.52(3/8") - ø15.88(5/8")					
Max. splitting length		m	50	50	50	65	65	65
Max height difference I.U./O.U.		m	25	25	30	30	30	30
Splitting length without additional load		m	5	5	5	5	5	5
Additional load		g/m	24	24	24	24	24	24
Indoor unit specifications								
Dimensions	LxDxH	mm	1100x774x249	1360x774x249	1200x874x300	1360x774x249	1200x874x300	1200x874x300
Net weight		Kg	31.5	40.5	47.6	40.5	47.6	47.6
Sound pressure level (I.U.)	Hi/Mi/Lo	dB(A)	42/40/38	47/43/40	51/50/48	47/43/40	51/50/48	54/52/51
Sound power level (I.U.)	Hi	dB(A)	62	63	68	63	68	71
Handled air volume		m ³ /h	1248/1054/839	1400/1150/750	2400/2040/1680	1400/1150/750	2400/2040/1680	2600/2210/1820
Fan pressure head	Std/Max	Pa	25/160	37/160	50/160	37/160	50/160	50/160
Motor power (Output)		W	90	250	560	250	560	560
Outside diameter of condensate drain		mm	ø25	ø25	ø25	ø25	ø25	ø25
Specifications of outdoor units								
Dimensions	LxDxH	mm	845x363x702	946x410x810	946x410x810	946x410x810	952x415x1333	952x415x1333
Net weight		Kg	66.8	56.9	73.9	81.5	106.7	111.3
Sound pressure level (O.U.)		dB(A)	62	60.5	67	64	66	66
Sound power level (O.U.)		dB(A)	65	69	74	68	72	74
Handled air (Max)		m ³ /h	2700	3600	3800	4000	7500	7500
Motor power (Output)		no. x W	1 x 115	1 x 150	1 x 150	1 x 150	2 x 126	2 x 126
Optional parts								
Wired remote control			YES					
Manual centralized control			YES					
Wi-Fi centralized control			XRV Mobile BMS					

1 EU Delegated Regulation No.626/2011 on the new labelling indicating the energy consumption of air conditioners. 2 EU Regulation No.206/2012 - Value measured according to harmonised standard EN14825. 3 Value measured according to harmonised standard EN14511. 4 Refrigerant leakage contributes to climate change. When released into the atmosphere, refrigerants with a lower global warming potential (GWP) contribute less to global warming than those with a higher GWP. This appliance contains a refrigerant with a GWP of 675. If 1 kg of this refrigerant fluid were released into the atmosphere, therefore, the impact on global warming would be 675 times higher than 1 kg of CO2, over a period of 100 years. Under no circumstances should the user try to intervene on the refrigerant circuit or disassemble the product. Always contact qualified personnel if necessary.

RESIDENTIAL AND COMMERCIAL R32

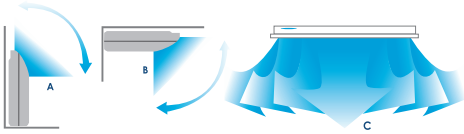
.....

FLOOR/CEILING

HSFU 530 ZAL - HSF1 710-1080-1400-1600 ZA1



Standard remote control with built-in temperature sensor (Follow me function)



Installation flexibility: possibility of installation even in the corners of the ceiling, in the event that it is not possible to install the unit in the centre of the room due to the presence of any obstacles.

Characteristics

5.28-11.70 kW | 4 single phase power levels

10.55-15.83 kW | 3 three-phase power levels

A++/A+ (single phase 5.28~7.03 | three-phase 10.55~15.83 kW) Seasonal energy efficiency classes in cool./heat.

-15~50° C | **-15~24° C** | Operating range in cooling and heating

Terminal for remote on-off control and output for alarm signal in case of malfunction

Turbo function | For heating and cooling the room quickly



Indoor unit model		HSFU 530 ZAL	HSF1 710 ZA1	HSF1 1080 ZA1	HSF1 1400 ZA1	HSF1 1080 ZA1	HSF1 1400 ZA1	HSF1 1600 ZA1		
Outdoor unit model		HCKI 530 ZA	HCKI 710 ZA	HCKI 880 ZA	HCKI 1200 ZA	HCSI 1080 ZA	HCSI 1400 ZA	HCSI 1600 ZA		
Type		FULL DC-Inverter heat pump								
Control (included)		Remote control								
Cooling	Rated capacity (T=35°C)	kW	5.28 (2.71~5.57)	7.03 (3.22~8.29)	8.79 (4.04~10.02)	11.70 (4.96~13.11)	10.55 (3.93~12.02)	14.07 (4.96~15.11)	15.83 (5.28~17.00)	
	Rated absorbed power (T=35°C)	kW	1.63 (0.67~1.85)	2.19 (0.48-2.93)	2.65 (0.89~4.00)	3.73 (1.16~4.72)	3.75 (0.87~4.50)	5.50 (1.16~6.00)	6.06 (1.23~6.50)	
	Rated energy efficiency coefficient	EER ³	3.24	3.21	3.32	3.14	2.81	2.67	2.61	
	Seasonal energy efficiency class	626/2011 ¹	A++	A++	A++	A++	A++	A++	A++	
	Seasonal energy efficiency index	SEER ²	6.1	6.1	7.0	7.0	6.1	6.1	6.1	
	Annual energy consumption	kWh/a	304	402	440	590	602	803	916	
Theoretical load (Pdesignc)		kW	5.3	7.0	8.8	11.8	10.5	14.0	15.9	
Heating	Rated capacity (T=7°C)	kW	5.57 (2.42~6.30)	7.62 (2.72~8.65)	9.82 (2.94~11.48)	12.90 (3.81~14.96)	11.14 (2.81~13.95)	16.12 (3.81~18.07)	18.17 (4.4~19.64)	
	Rated absorbed power (T=7°C)	kW	1.50 (0.54~1.64)	2.05 (0.50-2.85)	2.37 (0.72~4.05)	3.82 (1.03~4.20)	3.00 (0.73-4.89)	5.05 (1.03~6.20)	6.04 (1.02~6.55)	
	Rated energy performance coefficient	COP ³	3.71	3.72	4.14	3.38	3.71	3.19	3.01	
	Energy efficiency class (average season)	626/2011 ¹	A+	A+	A	A	A+	A+	A+	
	Seasonal energy efficiency class index (average season)	SCOP ²	4.0	4.0	3.8	3.8	4.0	4.0	4.0	
	Annual energy consumption	kWh/a	1435	1890	2689	3398	3150	4025	4165	
Theoretical load (Pdesignh) @-10° C		kW	4.1	5.4	7.3	9.3	9.0	11.5	11.9	
Operating limits (external temperature)		Cooling	°C	-15~50	-15~50	-15~50	-15~50	-15~50	-15~50	
		Heating	°C	-15~24	-15~24	-15~24	-15~24	-15~24	-15~24	
Electrical data										
Power	Outdoor unit	Ph-V-Hz	1-220~240V-50HZ				3-380~415V-50HZ			
Power cable		Type	3 x 4 mm ²	3 x 4 mm ²	3 x 4 mm ²	3 x 6 mm ²	5 x 2.5 mm ²	5 x 2.5 mm ²	5 x 4 mm ²	
Connection wires between I.U. and O.U.		no.	4						5 (2 of which shielded)	
Rated absorbed current (min~max)	Cooling	A	7.20 (3.20~8.20)	10.00 (2.10~13.10)	11.80 (3.90~17.40)	16.30 (5.60~20.50)	5.80 (1.20~8.20)	9.10 (1.80~9.80)	10.50 (1.90~11.30)	
	Heating	A	6.60 (2.70~7.30)	9.50 (2.20~12.70)	10.60 (3.20~17.40)	16.70 (5.60~18.30)	4.80 (1.20~8.30)	8.10 (1.60~10.30)	9.90 (1.60~11.50)	
Maximum current		A	13.5	13.5	16.5	22.5	10	11.2	14	
Maximum absorbed power		kW	2.95	2.95	3.60	4.80	5.60	6.20	7.50	
Refrigerant circuit										
Refrigerant (GWP) ⁴			R32 (675)							
Quantity refrigerant pre-load	Kg		1.15	1.5	2	2.8	2.4	2.8	2.95	
Tons of CO2 equivalent	t		0.76	1.013	1.350	1.890	1.620	1.890	1.991	
Diameter of refrigerant piping on liquid/gas	mm (inches)		ø6.35(1/4") - ø12.74(1/2")			ø9.52(3/8") - ø15.88(5/8")				
Max. splitting length	m		30	50	50	50	65	65	65	
Max height difference I.U./O.U.	m		20	25	25	30	30	30	30	
Splitting length without additional load	m		5	5	5	5	5	5	5	
Additional load	g/m		12	24	24	24	24	24	24	
Indoor unit specifications										
Dimensions	LxDxH	mm	1068x675x235	1068x675x235	1650x675x235	1650x675x235	1650x675x235	1650x675x235	1650x675x235	
Net weight		Kg	26.8	28	39	41.2	39	41.2	41.4	
Sound pressure level (I.U.)	Hi/Mi/Lo	dB(A)	41.5/38.5/34.5	50/46/41	51/47/42	54/50/46	51/47/42	54/50/46	54/47/42	
Sound power level (I.U.)	Hi	dB(A)	58	61	62	67	59	66	69	
Handled air volume	Hi/Mi/Lo	m ³ /h	880/760/650	1208/1066/853	2160/1844/1431	2329/1930/1417	2160/1844/1431	2329/1930/1417	2454/1834/1426	
Motor power (Output)		no. x W	1 x 96	1 x 100	2 x 96	2 x 96	2 x 96	2 x 96	2 x 90	
Outside diameter of condensate drain		mm	ø25	ø25	ø25	ø25	ø25	ø25	ø25	
Specifications of outdoor units										
Dimensions	LxDxH	mm	800x333x554	845x363x702	946x410x810	946x410x810	946x410x810	952x415x1333	952x415x1333	
Net weight		Kg	33.7	66.8	56.9	73.9	81.5	106.7	111.3	
Sound pressure level (O.U.)		dB(A)	55	62	60.5	67	64	66	66	
Sound power level (O.U.)		dB(A)	63	65	69	74	68	72	74	
Handled air (Max)		m ³ /h	2000	2700	3600	3800	4000	7500	7500	
Motor power (Output)		no. x W	1 x 57	1 x 115	1 x 150	1 x 150	1 x 150	2 x 126	2 x 126	
Optional parts										
Wired remote control			YES							
Manual centralized control			YES							
Wi-Fi centralized control			XRV Mobile BMS							

1 EU Delegated Regulation No.626/2011 on the new labeling indicating the energy consumption of air conditioners. 2 EU Regulation No.206/2012 - Value measured according to harmonised standard EN14825. 3 Value measured according to harmonised standard EN14511. 4 Refrigerant leakage contributes to climate change. When released into the atmosphere, refrigerants with a lower global warming potential (GWP) contribute less to global warming than those with a higher GWP. This appliance contains a refrigerant with a GWP of 675. If 1 kg of this refrigerant fluid were released into the atmosphere, therefore, the impact on global warming would be 675 times higher than 1 kg of CO2, over a period of 100 years. Under no circumstances should the user try to intervene on the refrigerant circuit or disassemble the product. Always contact qualified personnel if necessary.



TWIN COMBINATIONS



Indoor unit model			2 x HTBI 710 ZA	2 x HTBI 1080 ZA
Outdoor unit model			HCSI 1400 ZA	HCSI 1600 ZA
Type			FULL DC-Inverter heat pump	
Control (included)			Remote control	
Rated capacity (T=35°C)	Cooling	kW	14.06 (4.68~14.60)	15.53 (5.28~16.71)
Rated absorbed power (T=35°C)		kW	5.13 (1.17~5.60)	5.95 (1.15~6.68)
Rated energy efficiency coefficient		EER ³	2.74	2.61
Seasonal energy efficiency class		626/2011 ¹	A++	A++
Seasonal energy efficiency index		SEER ²	6.1	6.1
Annual energy consumption		kWh/a	803	901
Theoretical load (Pdesignc)	Heating	kW	14.0	15.7
Rated capacity (T=7°C)		kW	16.12 (3.93~16.76)	18.17 (4.40~19.34)
Rated absorbed power (T=7°C)		kW	5.05 (0.99~5.38)	6.04 (1.02~6.45)
Rated energy performance coefficient		COP ³	3.19	3.01
Energy efficiency class (average season)		626/2011 ¹	A+	A+
Seasonal energy efficiency class index (average season)		SCOP ²	4.0	4.0
Annual energy consumption	kWh/a	3920	4165	
Theoretical load (Pdesignh) @-10°C	Cooling	kW	11.2	11.9
Operating limits (external temperature)		°C	-15~50	-15~50
	Heating	°C	-15~24	-15~24
Electrical data				
Power	Indoor unit	Ph-V-Hz	1-220~240V-50HZ	1-220~240V-50HZ
	Outdoor unit		3-380~415V-50HZ	3-380~415V-50HZ
Power cable		Type	5 x 2.5 mm ²	5 x 4 mm ²
Connection wires between each I.U. and O.U.		no.	5 (2 of which shielded)	5 (2 of which shielded)
Rated absorbed current (min~max)	Cooling	A	8.30 (1.80~9.30)	9.80 (1.80~11.00)
	Heating	A	8.20 (1.60~8.80)	9.90 (1.60~10.60)
Maximum current		A	11.2	14.0
Maximum absorbed power		kW	6.20	7.50
Refrigerant circuit				
Refrigerant (GWP) ⁴			R32 (675)	R32 (675)
Quantity refrigerant pre-load		Kg	2.8	2.95
Tons of CO2 equivalent		t	1.890	1.991
Diameter of refrigerant piping on liquid/gas	Indoor unit	mm (inches)	ø9.52 (3/8") - ø15.88 (5/8")	ø9.52 (3/8") - ø15.88 (5/8")
	Outdoor unit			
Max. splitting length		m	65	65
Max height difference I.U./O.U.		m	30	30
Splitting length without additional load		m	5	5
Additional load		g/m	24	24



Indoor unit model			2 x HUCI 710 ZA	2 x HUCI 1080 ZA
Outdoor unit model			HCSI 1400 ZA	HCSI 1600 ZA
Type			FULL DC-Inverter heat pump	
Control (included)			Remote control	
Rated capacity (T=35°C)	Cooling	kW	14.07 (4.28~15.24)	15.24 (5.86~17.29)
Rated absorbed power (T=35°C)		kW	5.15 (1.17~5.70)	5.42 (1.27~6.65)
Rated energy efficiency coefficient		EER ³	2.73	2.81
Seasonal energy efficiency class		626/2011 ¹	A++	A++
Seasonal energy efficiency index		SEER ²	6.1	6.1
Annual energy consumption		kWh/a	803	884
Theoretical load (Pdesignc)	Heating	kW	14.0	15.4
Rated capacity (T=7°C)		kW	16.12 (3.69~18.02)	18.17 (4.69~20.52)
Rated absorbed power (T=7°C)		kW	4.28 (1.05~6.12)	5.33 (1.04~6.03)
Rated energy performance coefficient		COP ³	3.77	3.41
Energy efficiency class (average season)		626/2011 ¹	A+	A+
Seasonal energy efficiency class index (average season)		SCOP ²	4.0	4.0
Annual energy consumption	kWh/a	4200	4375	
Theoretical load (Pdesignh) @-10°C	Cooling	kW	12.0	12.5
Operating limits (external temperature)		°C	-15~50	-15~50
	Heating	°C	-15~24	-15~24
Electrical data				
Power	Indoor unit	Ph-V-Hz	1-220~240V-50HZ	1-220~240V-50HZ
	Outdoor unit		3-380~415V-50HZ	3-380~415V-50HZ
Power cable		Type	5 x 2.5 mm ²	5 x 4 mm ²
Connection wires between each I.U. and O.U.		no.	5 (2 of which shielded)	5 (2 of which shielded)
Rated absorbed current (min~max)	Cooling	A	8.30 (1.8~9.4)	8.90 (2.0~11.0)
	Heating	A	6.80 (1.7~10.2)	8.80 (1.6~9.9)
Maximum current		A	11.2	14.0
Maximum absorbed power		kW	6.20	7.50
Refrigerant circuit				
Refrigerant (GWP) ⁴			R32 (675)	R32 (675)
Quantity refrigerant pre-load		Kg	2.8	2.95
Tons of CO2 equivalent		t	1.890	1.991
Diameter of refrigerant piping on liquid/gas	Indoor unit	mm (inches)	ø9.52 (3/8") - ø15.88(5/8")	ø9.52(3/8") - ø15.88(5/8")
	Outdoor unit			
Max. splitting length		m	65	65
Max height difference I.U./O.U.		m	30	30
Splitting length without additional load		m	5	5
Additional load		g/m	24	24



TWIN COMBINATIONS



Indoor unit model			2 x HSF1 710 ZA1	2 x HSF1 1080 ZA1
Outdoor unit model			HCSI 1400 ZA	HCSI 1600 ZA
Type			FULL DC-Inverter heat pump	
Control (included)			Remote control	
Rated capacity (T=35°C)	Cooling	kW	14.07 (4.96~15.12)	15.83 (5.28~17.00)
Rated absorbed power (T=35°C)		kW	5.50 (1.16~5.70)	6.06 (1.23~6.30)
Rated energy efficiency coefficient		EER ³	2.56	2.61
Seasonal energy efficiency class		626/2011 ¹	A++	A++
Seasonal energy efficiency index		SEER ²	6.1	6.1
Annual energy consumption		kWh/a	815	912
Theoretical load (Pdesignc)	Heating	kW	14.2	15.9
Rated capacity (T=7°C)		kW	16.12 (3.81~18.05)	18.17 (4.40~19.64)
Rated absorbed power (T=7°C)		kW	5.05 (1.03~6.20)	6.04 (1.02~6.55)
Rated energy performance coefficient		COP ³	3.19	3.01
Energy efficiency class (average season)		626/2011 ¹	A+	A+
Seasonal energy efficiency class index (average season)		SCOP ²	4.0	4.0
Annual energy consumption	kWh/a	3885	4165	
Theoretical load (Pdesignh) @-10° C		kW	11.1	11.9
Operating limits (external temperature)	Cooling	°C	-15~50	-15~50
	Heating	°C	-15~24	-15~24
Electrical data				
Power	Indoor unit	Ph-V-Hz	1-220~240V-50HZ	1-220~240V-50HZ
	Outdoor unit		3-380~415V-50HZ	3-380~415V-50HZ
Power cable		Type	5 x 2.5 mm ²	5 x 4 mm ²
Connection wires between each I.U. and O.U.		no.	5 (2 of which shielded)	5 (2 of which shielded)
Rated absorbed current (min~max)	Cooling	A	9.10 (1.80~9.30)	10.50 (1.90~10.30)
	Heating	A	8.10 (1.60~10.30)	9.90 (1.60~10.80)
Maximum current		A	11.2	14.0
Maximum absorbed power		kW	6.20	7.50
Refrigerant circuit				
Refrigerant (GWP) ⁴			R32 (675)	R32 (675)
Quantity refrigerant pre-load		Kg	2.8	2.95
Tons of CO2 equivalent		t	1.890	1.991
Diameter of refrigerant piping on liquid/gas	Indoor unit	mm (inches)	ø9.52(3/8") - ø15.88(5/8")	ø9.52(3/8") - ø15.88(5/8")
	Outdoor unit			
Max. splitting length		m	65	65
Max height difference I.U./O.U.		m	30	30
Splitting length without additional load		m	5	5
Additional load		g/m	24	24

For the specifications of the units, the connectable accessories and the optional parts, refer to the tables of the single models.
 1 EU Delegated Regulation No.626/2011 on the new labelling indicating the energy consumption of air conditioners. 2 EU Regulation No.206/2012 - - Value measured according to harmonised standard EN14825. 3 Value measured according to harmonised standard EN14511. 4 Refrigerant leakage contributes to climate change. When released into the atmosphere, refrigerants with a lower global warming potential (GWP) contribute less to global warming than those with a higher GWP. This appliance contains a refrigerant with a GWP of 675. If 1 kg of this refrigerant was released into the atmosphere, then the impact on global warming would be 675 times higher than 1 kg of CO2, for a period of 100 years. In no case should the user try to intervene on the refrigerant circuit or to disassemble the product. Always contact qualified personnel if necessary.

The indoor units that can be used in the twin combinations are the slim cassette, the medium head duct with outdoor units of 14.00 and 16.00 kW.

RESIDENTIAL AND COMMERCIAL R32

.....

R32 MULTISPLIT

Outdoor unit - Up to 5 connectable indoor units



HCKU 470 Z2
HCKU 530 Z2



HCKU 600 Z3
HCKU 760 Z3



HCKU 810 Z4



HCKU 1060 Z4



HCKU 1200 Z5

Characteristics

A++/A+ (5.28~7.91 kW) | Energy efficiency class in cooling/heating

Broad operating range in heating mode up to an outdoor temperature of -15° C, in cooling mode up to an outdoor temperature of +50° C

Maximum flexibility and ease of installation guaranteed by long refrigerant pipe length

Verify the maximum gas concentration limits, in particular in residential applications, as required by EN 378:2016.

Model			HCKU 470 Z2	HCKU 530 Z2	HCKU 600 Z3	HCKU 760 Z3	HCKU 810 Z4	HCKU 1060 Z4	HCKU 1200 Z5		
Type			Outdoor DC-Inverter heat pump unit								
Connectable indoor units (min - max)			no.	1 - 2	1 - 2	2 - 3	2 - 3	2 - 4	2 - 4	2 - 5	
Rated capacity (T=+35°C)			kW	4.10 (1.82~4.81)	5.28 (2.05~6.86)	6.15 (1.94~6.86)	7.91 (2.96~8.50)	8.21 (2.05~9.85)	10.55 (2.05~12.66)	12.31 (2.05~14.16)	
Rated absorbed power (T=+35°C)			kW	1.27 (0.17~1.71)	1.63 (0.65~2.00)	1.90 (0.18~2.24)	2.45 (0.24~3.22)	2.54 (0.89~3.18)	3.27 (1.14~4.09)	4.26 (1.49~4.58)	
Rated energy efficiency coefficient			EER ³	3.23	3.24	3.24	3.23	3.23	3.23	2.89	
Seasonal energy efficiency class			626/2011 ¹	A+	A++	A++	A++	A++	A++	A++	
Seasonal energy efficiency index			SEER ²	5.6	6.1	6.1	6.1	6.1	6.2	6.1	
Annual energy consumption			kWh/a	256	309	350	453	471	598	711	
Theoretical load (Pdesignc)			kW	4.1	5.3	6.1	7.9	8.2	10.6	12.4	
Rated capacity (T=+7°C)			kW	4.40 (1.53~5.10)	5.57 (2.34~7.24)	6.6 (1.73~7.25)	8.21 (2.04~9.38)	8.79 (2.34~10.55)	10.84 (2.34~13.01)	12.31 (2.34~14.77)	
Rated absorbed power (T=+7°C)			kW	1.185 (0.27~1.71)	1.39 (0.60~1.67)	1.78 (0.33~1.92)	2.10 (0.31~2.89)	2.20 (0.77~2.75)	2.76 (0.97~3.45)	3.10 (1.09~4.00)	
Rated energy performance coefficient			COP ³	3.71	4.01	3.71	3.91	4.00	3.93	3.97	
Energy efficiency class (average season)			626/2011 ¹	A	A	A+	A+	A	A	A	
Seasonal energy efficiency class index (average season)			SCOP ²	3.8	3.8	4.0	4.0	3.8	3.8	3.5	
Annual energy consumption			kWh/a	1363	1768	1960	2395	2395	3316	3680	
Theoretical load (Pdesignh) @-10° C			kW	3.7	4.8	5.6	5.6	6.5	9.0	9.2	
Operating limits (external temperature)			Cooling	°C	-15~50	-15~50	-15~50	-15~50	-15~50	-15~50	
			Heating	°C	-15~24	-15~24	-15~24	-15~24	-15~24	-15~24	-15~24
Electrical data											
Power			Ph-V-Hz	1-220~240V-50HZ	1-220~240V-50HZ	1-220~240V-50HZ	1-220~240V-50HZ	1-220~240V-50HZ	1-220~240V-50HZ	1-220~240V-50HZ	
Power cable			Type	3 x 2.5 mm ²	3 x 2.5 mm ²	3 x 4 mm ²	3 x 4 mm ²	3 x 4 mm ²	3 x 6 mm ²	3 x 6 mm ²	
Connection wires between each I.U. and O.U.			no.	4	4	4	4	4	4		
Rated absorbed current (min~max)			Cooling	A	5.50 (0.70~9.30)	7.10 (2.80~9.20)	9.00 (1.10~9.90)	13.70 (2.20~14.30)	11.30 (3.90~14.10)	14.30 (5.10~18.20)	18.50 (6.60~20.30)
			Heating	A	5.20 (1.20~9.40)	6.10 (2.60~7.70)	8.50 (1.90~8.50)	12.50 (2.50~12.90)	9.80 (3.40~12.20)	12.10 (4.30~15.30)	13.50 (4.80~17.80)
Maximum current			A	11.5	13	15.5	17.5	19	21.5	22	
Maximum absorbed power			kW	2.65	2.85	3.30	3.60	4.15	4.60	4.70	
Refrigerant circuit											
Refrigerant (GWP) ⁴				R32 (675)	R32 (675)	R32 (675)	R32 (675)	R32 (675)	R32 (675)	R32 (675)	
Quantity refrigerant pre-load			Kg	1.10	1.25	1.4	1.72	2.1	2.1	2.4	
Tons of CO2 equivalent			t	0.743	0.844	0.945	1.161	1.418	1.418	1.620	
Diameter of refrigerant piping on liquid/gas			mm (inches)	2 x ø6.35(1/4")/ 2 x ø9.52(3/8")	2 x ø6.35(1/4")/ 2 x ø9.52(3/8")	3 x ø6.35(1/4")/ 3 x ø9.52(3/8")	3 x ø6.35(1/4")/ 3 x ø9.52(3/8")	4 x ø6.35(1/4")/ 3 x ø9.52(3/8") + 1 x ø12.74(1/2")	4 x ø6.35(1/4")/ 3 x ø9.52(3/8") + 1 x ø12.74(1/2")	5 x ø6.35(1/4")/ 4 x ø9.52(3/8") + 1 x ø12.74(1/2")	
Total splitting length			m	40	40	60	60	80	80	80	
Max length of a single refrigeration line			m	25	25	30	30	35	35	35	
Max height difference I.U./O.U.			m	15	15	15	15	15	15	15	
Max height difference between I.U.			m	10	10	10	10	10	10	10	
Splitting length without additional load			m	15	15	22.5	22.5	30	30	37.5	
Additional load			g/m	12	12	12	12	12	12	12	
Product specifications											
Dimensions			LxDxH	mm	800x333x554	800x333x554	845x363x702	845x363x702	946x410x810	946x410x810	
Net weight			Kg	31.6	35.5	46.8	51.1	62.1	68.8	73.3	
Sound pressure level			dB(A)	57	56	57.5	54	61.5	63	64	
Sound power level			dB(A)	64	65	65	67	67	67	69	
Handled air (Max)			m ³ /h	2200	2200	3000	2700	3800	4000	3850	
Motor power (Output)			W	34	34	115	115	150	150	150	

Energy efficiency values refer to the following combinations: HCKU 470 Z2 + 2 x HKEU 203 ZL - HCKU 530 Z2 + 2 x HKEU 263 ZAL - HCKU 600 Z3 + 3 x HKEU 203 ZL - HCKU760Z3 + 3 x HKEU 263 ZAL - HCKU810Z4 + 4 x HKEU 203 ZL - HCKU 1060 Z4 + 4 x HKEU 263 ZAL - HCKU 1200 Z5 + 5 x HKEU 263 ZAL.

1 EU Delegated Regulation No.626/2011 on the new labelling indicating the energy consumption of air conditioners. 2 EU Regulation No.206/2012 - Value measured according to harmonised standard EN14825. 3 Value measured according to harmonised standard EN14511. 4 Refrigerant leakage contributes to climate change. When released into the atmosphere, refrigerants with a lower global warming potential (GWP) contribute less to global warming than those with a higher GWP. This appliance contains a refrigerant with a GWP of 675. If 1kg of this refrigerant fluid were released into the atmosphere, therefore, the impact on global warming would be 675 times higher than 1kg of CO2, over a period of 100 years. Under no circumstances should the user try to intervene on the refrigerant circuit or disassemble the product. Always contact qualified personnel if necessary.

RESIDENTIAL AND COMMERCIAL R32

.....

V-DESIGN DC INVERTER MULTISPLIT INTERNAL UNITS

NEW

Wall HKEU 262-352 ZAL-B Dark silver




Standard remote control with built-in temperature sensor (Follow me function)

Model	HKEU 262 ZAL-B		HKEU 352 ZAL-B	
Type	Indoor wall unit			
Control (included)	Remote control			
Rated heating	Cooling	kW	2.60	3.50
	Heating	kW	2.90	3.80
Electrical data				
Power	Ph-V-Hz	-	-	
Connection wires between I.U. and O.U.	no.	4	4	
Refrigerant circuit				
Diameter of refrigerant piping on liquid/gas	mm (inches)	ø6.35(1/4") - ø9.52(3/8")		ø6.35(1/4") - ø9.52(3/8")
Product specifications				
Dimensions	LxDxH	mm	897x182x312	897x182x312
Net weight		Kg	9.9	9.9
Sound pressure level	Hi/Mi/Lo	dB(A)	37.5/26/21	37.5/26/21
	Hi	dB(A)	50	50
Treated air (High / Med. / Low)		m ³ /h	530/421/305	530/421/305
Motor power (Output)		W	20	20
Optional parts				
Wi-Fi module			HKM-WiFi	
Wired remote control			NO	
Centralised control			NO	

TOP CLASS DC INVERTER MULTISPLIT INTERNAL UNITS

Wall HKEU 264-354 ZAL



Standard remote control with built-in temperature sensor (Follow me function)

Model	HKEU 264 ZAL		HKEU 354 ZAL	
Type	Indoor wall unit			
Control (included)	Remote control			
Rated heating	Cooling	kW	2.60	3.50
	Heating	kW	2.80	3.80
Electrical data				
Power	Ph-V-Hz	-	-	
Connection wires between I.U. and O.U.	no.	4	4	
Refrigerant circuit				
Diameter of refrigerant piping on liquid/gas	mm (inches)	ø6.35(1/4") - ø9.52(3/8")		ø6.35(1/4") - ø9.52(3/8")
Product specifications				
Dimensions	LxDxH	mm	802x189x297	802x189x297
Net weight		Kg	8.5	8.5
Sound pressure level	Hi/Mi/Lo/ULo	dB(A)	42/35/25/21.5	42/35/25/22
	Hi	dB(A)	56	56
Treated air (High / Med. / Low)		m ³ /h	611/479/360	611/479/360
Motor power (Output)		W	50	50
Optional parts				
Wi-Fi module			HKM-WiFi	
Wired remote control			NO	
Centralised control			NO	

RESIDENTIAL AND COMMERCIAL R32



ACTIVE LINE DC INVERTER MULTISPLIT INTERNAL UNITS

Wall HKEU 203 ZL - HKEU 263-353-533-713 ZAL



Standard remote control
with built-in temperature sensor
(Follow me function)

Model			HKEU 203 ZL	HKEU 263 ZAL	HKEU 353 ZAL	HKEU 533 ZAL	HKEU 713 ZAL
Type			Indoor wall unit				
Control (included)			Remote control				
Rated heating	Cooling	kW	2.10	2.60	3.50	5.30	7.00
	Heating	kW	2.30	2.90	3.80	5.60	7.30
Electrical data							
Power	Ph-V-Hz		-	-	-	-	-
Connection wires between I.U. and O.U.	no.		4	4	4	4	4
Refrigerant circuit							
Diameter of refrigerant piping on liquid/gas	mm (inches)		ø6.35(1/4") - ø9.52(3/8")	ø6.35(1/4") - ø9.52(3/8")	ø6.35(1/4") - ø9.52(3/8")	ø6.35(1/4") - ø12.74(1/2")	ø9.52(3/8") - ø15.88(5/8")
Product specifications							
Dimensions	LxDxH	mm	805x194x285	805x194x285	805x194x285	957x213x302	1040x220x327
Net weight		Kg	7.5	7.5	7.5	10	12.3
Sound pressure level	Hi/Mi/Lo/Ulo	dB(A)	40/30/26/21	40/30/26/21	40/34/26/22	44/37/30/25	44.5/42/34.5/28
Sound power level	Hi	dB(A)	54	54	53	55	59
Treated air (High / Med. / Low)		m ³ /h	520/460/340	520/460/340	600/500/360	840/680/540	980/817/662
Motor power (Output)		W	40	40	40	36	58
Optional parts							
Wi-Fi module			HKM-WiFi				
Wired remote control			NO				
Centralised control			NO				

MULTISPLIT INTERNAL UNITS

Console HFIU 260 ZL - HFIU 350 ZAL



Standard remote control
with built-in temperature sensor
(Follow me function)

Model			HFIU 260 ZL	HFIU 350 ZAL
Type			Indoor console unit	
Control (included)			Remote control	
Rated heating	Cooling	kW	2.70	3.50
	Heating	kW	3.50	3.80
Electrical data				
Power	Ph-V-Hz		-	-
Connection wires between I.U. and O.U.	no.		4	4
Refrigerant circuit				
Diameter of refrigerant piping on liquid/gas	mm (inches)		ø6.35(1/4") - ø9.52(3/8")	ø6.35(1/4") - ø9.52(3/8")
Product specifications				
Dimensions	LxDxH	mm	700x600x210	700x600x210
Net weight		Kg	14.8	14.8
Sound pressure level	Hi/Mi/Lo	dB(A)	43/41.5/35	43/41.5/35
Sound power level	Hi	dB(A)	58	58
Treated air (High / Med. / Low)		m ³ /h	512/480/370	512/480/370
Motor power (Output)		W	67	67
Optional parts				
Wi-Fi module			NO	
Wired remote control			YES	
Manual centralized control	Requires NIM-GRH interface			YES
				XRV Mobile BMS

RESIDENTIAL AND COMMERCIAL R32

.....

MULTISPLIT INTERNAL UNITS



Compact cassette 60x60 HTFU 260 ZL - HTFU 350-530 ZAL



Standard remote control with built-in temperature sensor (Follow me function)

Model			HTFU 260 ZL	HTFU 350 ZAL	HTFU 530 ZAL
Type			Indoor cassette unit		
Control (included)			Remote control		
Rated heating	Cooling	kW	2.60	3.50	5.30
	Heating	kW	2.90	4.10	5.40
Electrical data					
Power		Ph-V-Hz	-	-	-
Connection wires between I.U. and O.U.		no.	4	4	4
Refrigerant circuit					
Diameter of refrigerant piping on liquid/gas		mm (inches)	ø6.35(1/4") - ø9.52(3/8")	ø6.35(1/4") - ø9.52(3/8")	ø6.35(1/4") - ø12.74(1/2")
Product specifications					
Dimensions		LxDxH	mm	570x570x260	570x570x260
Net weight			Kg	14.5	16.2
Sound pressure level	Hi/Mi/Lo		dB(A)	38/33/29	41/37/34
Sound power level	Hi		dB(A)	53	58
Treated air (High / Med. / Low)			m ³ /h	580/500/450	617/504/415
Motor power (Output)			W	45	45
Accessories			TFP200ZA		
Decorative panel					
Optional parts					
Wi-Fi module			NO		
Wired remote control			YES		
Manual centralized control			YES ¹		
Wi-Fi centralized control			YES ¹		

1. Contact the Hokkaido Italia technical department for installation.

MULTISPLIT INTERNAL UNITS



Medium head ducted

HUCU 260 ZL - HUCU 350-530 ZAL



Standard remote control with built-in temperature sensor (Follow me function)

Model			HUCU 260 ZL	HUCU 350 ZAL	HUCU 530 ZAL
Type			Indoor duct unit		
Control (included)			Remote control		
Rated heating	Cooling	kW	2.60	3.50	5.30
	Heating	kW	2.90	3.80	5.60
Electrical data					
Power		Ph-V-Hz	-	-	-
Connection wires between I.U. and O.U.		no.	4	4	4
Refrigerant circuit					
Diameter of refrigerant piping on liquid/gas		mm (inches)	ø6.35(1/4") - ø9.52(3/8")	ø6.35(1/4") - ø9.52(3/8")	ø6.35(1/4") - ø12.74(1/2")
Product specifications					
Dimensions		LxDxH	mm	700x450x200	700x450x200
Net weight			Kg	18	24.3
Sound pressure level	Hi/Mi/Lo		dB(A)	40/34.5/27.5	41.5/38/33
Sound power level	Hi		dB(A)	58	59
Treated air (High / Med. / Low)			m ³ /h	500/340/230	600/480/300
Fan pressure head			Pa	25/40	25/100
Motor power (Output)			W	130	90
Optional parts					
Wi-Fi module			NO		
Wired remote control			YES		
Manual centralized control			YES ¹		
Wi-Fi centralized control			YES ¹		

1. Contact the Hokkaido Italia technical department for installation.



MULTISPLIT INTERNAL UNITS

Ceiling HSFU 530 ZAL



Standard remote control with built-in temperature sensor (Follow me function)

Model			HSFU 530 ZAL
Type			Indoor ceiling unit
Control (included)			Remote control
Rated heating	Cooling	kW	5.30
	Heating	kW	5.60
Electrical data			
Power		Ph-V-Hz	-
Connection wires between I.U. and O.U.		no.	4
Refrigerant circuit			
Diameter of refrigerant piping on liquid/gas		mm (inches)	ø6.35(1/4") - ø12.74(1/2")
Product specifications			
Dimensions	LxDxH	mm	1068x675x235
Net weight		Kg	28
Sound pressure level	Hi/Mi/Lo	dB(A)	41.5/38.5/34.5
Sound power level	Hi	dB(A)	58
Treated air (High / Med. / Low)		m ³ /h	880/760/650
Motor power (Output)		W	96
Optional parts			
Wi-Fi module			NO
Wired remote control			YES
Manual centralized control			YES ¹
Wi-Fi centralized control			YES ¹

1. Contact the Hokkaido Italia technical department for installation.





TECHNICAL APPENDIX

.....

R32 combinations

35

RESIDENTIAL AND COMMERCIAL R32

.....

R32 COMBINATIONS

HCKU 470 Z2 Cooling

Combinations	Indoor units	Combination		Rated cooling capacity (kW)		Total cooling capacity (kW)	Absorbed power (kW)	EER (W/W)	Pdesignc	SEER	Annual consumption (kWh)	Energy class	Tax deductions 65%	Thermal Account 2.0
		Unit A	Unit B	Unit A	Unit B									
1 units	53	53	—	4.10	—	4.10	1.27	3.23	—	—	—	—	YES	-
2 units	20+20	20	20	2.05	2.05	4.10	1.27	3.23	4.1	5.6	256	A+	YES	-
	20+26	20	26	1.79	2.31	4.10	1.27	3.23	4.1	5.6	256	A+	YES	-
	20+35	20	35	1.51	2.59	4.10	1.27	3.23	4.1	5.6	256	A+	YES	-
	26+26	26	26	2.05	2.05	4.10	1.27	3.23	4.1	5.6	256	A+	YES	-
	26+35	26	35	1.76	2.34	4.10	1.27	3.23	4.1	5.6	256	A+	YES	-

HCKU 470 Z2 Heating

Combinations	Indoor units	Combination		Rated heating capacity (kW)		Total heating capacity (kW)	Absorbed power (kW)	COP (W/W)	Pdesignh	SCOP	Annual consumption (kWh)	Energy class	Tax deductions 65%	Thermal Account 2.0
		Unit A	Unit B	Unit A	Unit B									
1 units	53	53	—	4.40	—	4.40	1.19	3.71	—	—	—	—	YES	YES
2 units	20+20	20	20	2.20	2.20	4.40	1.19	3.71	3.7	3.8	1363	A	YES	YES
	20+26	20	26	1.93	2.48	4.40	1.19	3.71	3.7	3.8	1363	A	YES	YES
	20+35	20	35	1.62	2.78	4.40	1.19	3.71	3.7	3.8	1363	A	YES	YES
	26+26	26	26	2.20	2.20	4.40	1.19	3.71	3.7	3.8	1363	A	YES	YES
	26+35	26	35	1.89	2.51	4.40	1.19	3.71	3.7	3.8	1363	A	YES	YES

HCKU 530 Z2 Cooling

Combinations	Indoor units	Combination		Rated cooling capacity (kW)		Total cooling capacity (kW)	Absorbed power (kW)	EER (W/W)	Pdesignc	SEER	Annual consumption (kWh)	Energy class	Tax deductions 65%	Thermal Account 2.0
		Unit A	Unit B	Unit A	Unit B									
1 units	53	53	—	5.00	—	5.00	1.55	3.23	—	—	—	—	YES	-
2 units	20+20	20	20	2.10	2.10	4.20	1.23	3.41	4.2	6.1	241	A++	YES	-
	20+26	20	26	2.06	2.64	4.70	1.46	3.23	4.7	6.1	270	A++	YES	-
	20+35	20	35	1.92	3.28	5.20	1.61	3.23	5.3	6.1	304	A++	YES	-
	20+53	20	53	1.50	3.88	5.35	1.65	3.25	5.3	6.1	304	A++	YES	-
	26+26	26	26	2.65	2.65	5.30	1.63	3.24	5.3	6.1	304	A++	YES	-
	26+35	26	35	2.27	3.03	5.30	1.63	3.24	5.3	6.1	304	A++	YES	-
	26+53	26	53	1.78	3.57	5.35	1.65	3.25	5.3	6.1	304	A++	YES	-
	35+35	35	35	2.65	2.65	5.30	1.63	3.24	5.3	6.1	304	A++	YES	-

HCKU 530 Z2 Heating

Combinations	Indoor units	Combination		Rated heating capacity (kW)		Total heating capacity (kW)	Absorbed power (kW)	COP (W/W)	Pdesignh	SCOP	Annual consumption (kWh)	Energy class	Tax deductions 65%	Thermal Account 2.0
		Unit A	Unit B	Unit A	Unit B									
1 units	53	53	—	5.20	—	5.20	1.35	3.85	—	—	—	—	YES	YES
2 units	20+20	20	20	2.50	2.50	5.00	1.24	4.03	4.8	3.8	1768	A	YES	YES
	20+26	20	26	2.32	2.98	5.30	1.34	3.95	4.8	3.8	1768	A	YES	YES
	20+35	20	35	2.03	3.47	5.50	1.37	4.01	4.8	3.8	1768	A	YES	YES
	20+53	20	53	1.60	4.14	5.70	1.42	4.01	4.8	3.8	1768	A	YES	YES
	26+26	26	26	2.79	2.79	5.57	1.39	4.01	4.8	3.8	1768	A	YES	YES
	26+35	26	35	2.40	3.20	5.60	1.40	4.01	4.8	3.8	1768	A	YES	YES
	26+53	26	53	1.93	3.87	5.80	1.45	4.01	4.8	3.8	1768	A	YES	YES
	35+35	35	35	2.80	2.80	5.60	1.40	4.01	4.8	3.8	1768	A	YES	YES



R32 COMBINATIONS

HCKU 600 Z3 Cooling

Combinations	Indoor units	Combination			Rated cooling capacity (kW)			Total cooling capacity (kW)	Absorbed power (kW)	EER (W/W)	Pdesignc	SEER	Annual consumption (kWh)	Energy class	Tax deductions 65%	Thermal account 2.0
		Unit A	Unit B	Unit C	Unit A	Unit B	Unit C	std.	std.	std.						
2 units	20+35	20	35	—	1.95	3.35	—	5.30	1.64	3.23	5.3	5.6	331	A+	YES	-
	20+53	20	53	—	1.76	4.54	—	6.30	1.95	3.23	6.1	5.6	381	A+	YES	-
	26+26	26	26	—	2.65	2.65	—	5.30	1.64	3.23	5.3	5.6	331	A+	YES	-
	26+35	26	35	—	2.57	3.43	—	6.00	1.86	3.23	6.0	5.6	375	A+	YES	-
	26+53	26	53	—	2.10	4.20	—	6.30	1.94	3.24	6.1	5.6	381	A+	YES	-
	35+35	35	35	—	3.10	3.10	—	6.20	1.92	3.23	6.1	5.6	381	A+	YES	-
3 units	20+20+20	20	20	20	2.03	2.03	2.03	6.10	1.89	3.23	6.1	6.1	350	A++	YES	-
	20+20+26	20	20	26	1.92	1.92	2.47	6.30	1.95	3.23	6.1	6.1	350	A++	YES	-
	20+20+35	20	20	35	1.70	1.70	2.91	6.30	1.94	3.24	6.1	6.1	350	A++	YES	-
	20+26+26	20	26	26	1.76	2.27	2.27	6.30	1.94	3.24	6.1	6.1	350	A++	YES	-
	20+26+35	20	26	35	1.58	2.03	2.70	6.30	1.94	3.24	6.1	6.1	350	A++	YES	-
	26+26+26	26	26	26	2.10	2.10	2.10	6.30	1.94	3.24	6.1	6.1	350	A++	YES	-
	26+26+35	26	26	35	1.89	1.89	2.52	6.30	1.94	3.24	6.1	6.1	350	A++	YES	-

HCKU 600 Z3 Heating

Combinations	Indoor units	Combination			Rated heating capacity (kW)			Total heating capacity (kW)	Absorbed power (kW)	COP (W/W)	Pdesignh	SCOP	Annual consumption (kWh)	Energy class	Tax deductions 65%	Thermal account 2.0
		Unit A	Unit B	Unit C	Unit A	Unit B	Unit C	std.	std.	std.						
2 units	20+35	20	35	—	2.17	3.73	—	5.90	1.59	3.71	4.8	3.8	1768	A	YES	YES
	20+53	20	53	—	1.82	4.68	—	6.50	1.75	3.71	5.1	3.8	1886	A+	YES	YES
	26+26	26	26	—	2.95	2.95	—	5.90	1.59	3.71	4.8	3.8	1768	A	YES	YES
	26+35	26	35	—	2.70	3.60	—	6.30	1.70	3.71	5.1	3.8	1886	A+	YES	YES
	26+53	26	53	—	2.20	4.40	—	6.60	1.78	3.71	5.1	3.8	1886	A+	YES	YES
	35+35	35	35	—	3.15	3.15	—	6.30	1.70	3.71	5.1	3.8	1886	A+	YES	YES
3 units	20+20+20	20	20	20	2.20	2.20	2.20	6.60	1.78	3.71	5.6	4.0	1960	A+	YES	YES
	20+20+26	20	20	26	2.02	2.02	2.60	6.65	1.79	3.72	5.6	4.0	1960	A+	YES	YES
	20+20+35	20	20	35	1.80	1.80	3.09	6.70	1.80	3.72	5.6	4.0	1960	A+	YES	YES
	20+26+26	20	26	26	1.88	2.41	2.41	6.70	1.80	3.72	5.6	4.0	1960	A+	YES	YES
	20+26+35	20	26	35	1.68	2.15	2.87	6.70	1.80	3.72	5.6	4.0	1960	A+	YES	YES
	26+26+26	26	26	26	2.23	2.23	2.23	6.70	1.81	3.71	5.6	4.0	1960	A+	YES	YES
	26+26+35	26	26	35	2.01	2.01	2.68	6.70	1.80	3.72	5.6	4.0	1960	A+	YES	YES



R32 COMBINATIONS

HCKU 760 Z3 Cooling

Combinations	Indoor units	Combination			Rated cooling capacity (kW)			Total cooling capacity (kW)	Absorbed power (kW)	EER (W/W)	Pdesignc	SEER	Annual consumption (kWh)	Energy class	Tax deductions 65%	Thermal account 2.0
		Unit A	Unit B	Unit C	Unit A	Unit B	Unit C	std.	std.	std.						
2 units	20+35	20	35	—	1.95	3.35	—	5.30	1.64	3.23	5.3	5.6	331	A+	YES	-
	20+53	20	53	—	1.82	4.68	—	6.50	2.01	3.23	6.5	5.6	406	A+	YES	-
	26+26	26	26	—	2.65	2.65	—	5.30	1.64	3.23	5.3	5.6	331	A+	YES	-
	26+35	26	35	—	2.57	3.43	—	6.00	1.86	3.23	6.0	5.6	375	A+	YES	-
	26+53	26	53	—	2.27	4.53	—	6.80	2.09	3.25	6.8	5.6	425	A+	YES	-
	35+35	35	35	—	3.15	3.15	—	6.30	1.94	3.24	6.3	5.6	394	A+	YES	-
	35+53	35	53	—	2.72	4.08	—	6.80	2.09	3.25	6.8	5.6	425	A+	YES	-
3 units	20+20+20	20	20	20	2.43	2.43	2.43	7.30	2.26	3.23	7.3	6.1	419	A++	YES	-
	20+20+26	20	20	26	2.25	2.25	2.90	7.40	2.29	3.23	7.4	6.1	425	A++	YES	-
	20+20+35	20	20	35	2.13	2.13	3.65	7.90	2.45	3.23	7.9	6.1	453	A++	YES	-
	20+20+53	20	20	53	1.73	1.73	4.44	7.90	2.43	3.25	7.9	6.1	453	A++	YES	-
	20+26+26	20	26	26	2.13	2.74	2.74	7.60	2.35	3.23	7.6	6.1	436	A++	YES	-
	20+26+35	20	26	35	1.98	2.54	3.39	7.90	2.45	3.23	7.9	6.1	453	A++	YES	-
	20+26+53	20	26	53	1.63	2.09	4.18	7.90	2.43	3.25	7.9	6.1	453	A++	YES	-
	20+35+35	20	35	35	1.78	3.06	3.06	7.90	2.43	3.25	7.9	6.1	453	A++	YES	-
	26+26+26	26	26	26	2.63	2.63	2.63	7.90	2.45	3.23	7.9	6.1	453	A++	YES	-
	26+26+35	26	26	35	2.37	2.37	3.16	7.90	2.43	3.25	7.9	6.1	453	A++	YES	-
	26+35+35	26	35	35	2.15	2.87	2.87	7.90	2.43	3.25	7.9	6.1	453	A++	YES	-
35+35+35	35	35	35	2.63	2.63	2.63	7.90	2.43	3.25	7.9	6.1	453	A++	YES	-	

HCKU 760 Z3 Heating

Combinations	Indoor units	Combination			Rated heating capacity (kW)			Total heating capacity (kW)	Absorbed power (kW)	COP (W/W)	Pdesignh	SCOP	Annual consumption (kWh)	Energy class	Tax deductions 65%	Thermal account 2.0
		Unit A	Unit B	Unit C	Unit A	Unit B	Unit C	std.	std.	std.						
2 units	20+35	20	35	—	2.21	3.79	—	6.00	1.57	3.81	5.1	3.8	1879	A	YES	YES
	20+53	20	53	—	1.96	5.04	—	7.00	1.84	3.81	5.1	3.8	1879	A	YES	YES
	26+26	26	26	—	3.00	3.00	—	6.00	1.57	3.81	5.1	3.8	1879	A	YES	YES
	26+35	26	35	—	2.70	3.60	—	6.30	1.65	3.81	5.1	3.8	1879	A	YES	YES
	26+53	26	53	—	2.33	4.67	—	7.00	1.84	3.81	5.1	3.8	1879	A	YES	YES
	35+35	35	35	—	3.25	3.25	—	6.50	1.71	3.81	5.1	3.8	1879	A	YES	YES
	35+53	35	53	—	2.80	4.20	—	7.00	1.84	3.81	5.1	3.8	1879	A	YES	YES
3 units	20+20+20	20	20	20	2.27	2.27	2.27	6.80	1.75	3.88	5.6	4.0	1960	A+	YES	YES
	20+20+26	20	20	26	2.13	2.13	2.74	7.00	1.80	3.88	5.6	4.0	1960	A+	YES	YES
	20+20+35	20	20	35	2.13	2.13	3.65	7.90	2.03	3.90	5.6	4.0	1960	A+	YES	YES
	20+20+53	20	20	53	1.82	1.82	4.67	8.30	2.12	3.91	5.6	4.0	1960	A+	YES	YES
	20+26+26	20	26	26	2.21	2.84	2.84	7.90	2.03	3.90	5.6	4.0	1960	A+	YES	YES
	20+26+35	20	26	35	2.05	2.64	3.51	8.20	2.10	3.91	5.6	4.0	1960	A+	YES	YES
	20+26+53	20	26	53	1.71	2.20	4.39	8.30	2.12	3.92	5.6	4.0	1960	A+	YES	YES
	20+35+35	20	35	35	1.87	3.21	3.21	8.30	2.12	3.92	5.6	4.0	1960	A+	YES	YES
	26+26+26	26	26	26	2.73	2.73	2.73	8.20	2.10	3.91	5.6	4.0	1960	A+	YES	YES
	26+26+35	26	26	35	2.49	2.49	3.32	8.30	2.12	3.91	5.6	4.0	1960	A+	YES	YES
	26+35+35	26	35	35	2.26	3.02	3.02	8.30	2.12	3.92	5.6	4.0	1960	A+	YES	YES
35+35+35	35	35	35	2.77	2.77	2.77	8.30	2.12	3.92	5.6	4.0	1960	A+	YES	YES	



R32 COMBINATIONS

HCKU 810 Z4 Cooling

Combinations	Indoor units	Combination				Rated cooling capacity (kW)				Total cooling capacity (kW) std	Absorbed power (kW) std	EER (W/W) std	Pdesignc	SEER	Annual consumption (kWh)	Energy class	Tax deductions 65%	Thermal account 2.0
		Unit A	Unit B	Unit C	Unit D	Unit A	Unit B	Unit C	Unit D									
2 units	20+35	20	35	—	—	1.95	3.35	—	—	5.30	1.64	3.23	5.3	5.1	364	A	YES	-
	20+53	20	53	—	—	1.96	5.04	—	—	7.00	2.17	3.23	7.0	5.1	480	A	YES	-
	26+26	26	26	—	—	2.65	2.65	—	—	5.30	1.64	3.23	5.3	5.1	364	A	YES	-
	26+35	26	35	—	—	2.57	3.43	—	—	6.00	1.86	3.23	6.0	5.1	412	A	YES	-
	26+53	26	53	—	—	2.43	4.87	—	—	7.30	2.26	3.23	7.3	5.1	501	A	YES	-
	35+35	35	35	—	—	3.25	3.25	—	—	6.50	2.01	3.23	6.5	5.1	446	A	YES	-
	35+53	35	53	—	—	2.92	4.38	—	—	7.30	2.26	3.23	7.3	5.1	501	A	YES	-
53+53	53	53	—	—	3.75	3.75	—	—	7.50	2.32	3.23	7.5	5.1	515	A	YES	-	
3 units	20+20+20	20	20	20	—	2.00	2.00	2.00	—	6.00	1.86	3.23	6.0	5.6	375	A+	YES	-
	20+20+26	20	20	26	—	1.98	1.98	2.54	—	6.50	2.01	3.23	6.5	5.6	406	A+	YES	-
	20+20+35	20	20	35	—	1.91	1.91	3.28	—	7.10	2.20	3.23	7.1	5.6	444	A+	YES	-
	20+20+53	20	20	53	—	1.71	1.71	4.39	—	7.80	2.41	3.23	7.8	5.6	488	A+	YES	-
	20+26+26	20	26	26	—	1.90	2.45	2.68	—	6.80	2.11	3.23	6.8	5.6	425	A+	YES	-
	20+26+35	20	26	35	—	1.88	2.41	3.21	—	7.50	2.32	3.23	7.5	5.6	469	A+	YES	-
	20+26+53	20	26	53	—	1.61	2.06	4.13	—	7.80	2.41	3.23	7.8	5.6	488	A+	YES	-
	20+35+35	20	35	35	—	1.76	3.02	3.02	—	7.80	2.41	3.23	7.8	5.6	488	A+	YES	-
	20+35+53	20	35	53	—	1.48	2.53	3.79	—	7.80	2.41	3.23	7.8	5.6	488	A+	YES	-
	26+26+26	26	26	26	—	2.37	2.37	2.37	—	7.10	2.20	3.23	7.1	5.6	444	A+	YES	-
	26+26+35	26	26	35	—	2.34	2.34	3.12	—	7.80	2.41	3.23	7.8	5.6	488	A+	YES	-
	26+26+53	26	26	53	—	1.95	1.95	3.90	—	7.80	2.41	3.23	7.8	5.6	488	A+	YES	-
	26+35+35	26	35	35	—	2.13	2.84	2.84	—	7.80	2.41	3.23	7.8	5.6	488	A+	YES	-
26+35+53	26	35	53	—	1.80	2.40	3.60	—	7.80	2.41	3.23	7.8	5.6	488	A+	YES	-	
35+35+35	35	35	35	—	2.60	2.60	2.60	—	7.80	2.41	3.23	7.8	5.6	488	A+	YES	-	
4 units	20+20+20+20	20	20	20	20	2.05	2.05	2.05	2.05	8.21	2.54	3.23	8.2	6.1	471	A++	YES	-
	20+20+20+26	20	20	20	26	1.92	1.92	1.92	2.46	8.21	2.54	3.23	8.2	6.1	471	A++	YES	-
	20+20+20+35	20	20	20	35	1.74	1.74	1.74	2.99	8.21	2.54	3.23	8.2	6.1	471	A++	YES	-
	20+20+20+53	20	20	20	53	1.47	1.47	1.47	3.79	8.21	2.53	3.25	8.2	6.1	471	A++	YES	-
	20+20+26+26	20	20	26	26	1.80	1.80	2.31	2.31	8.21	2.54	3.23	8.2	6.1	471	A++	YES	-
	20+20+26+35	20	20	26	35	1.64	1.64	2.11	2.81	8.21	2.54	3.23	8.2	6.1	471	A++	YES	-
	20+20+35+35	20	20	35	35	1.51	1.51	2.59	2.59	8.21	2.53	3.24	8.2	6.1	471	A++	YES	-
	20+26+26+26	20	26	26	26	1.69	2.17	2.17	2.17	8.21	2.54	3.23	8.2	6.1	471	A++	YES	-
	20+26+26+35	20	26	26	35	1.55	2.00	2.00	2.66	8.21	2.53	3.24	8.2	6.1	471	A++	YES	-
	20+26+35+35	20	26	35	35	1.44	1.85	2.46	2.46	8.21	2.53	3.25	8.2	6.1	471	A++	YES	-
	26+26+26+26	26	26	26	26	2.05	2.05	2.05	2.05	8.21	2.53	3.24	8.2	6.1	471	A++	YES	-
26+26+26+35	26	26	26	35	1.89	1.89	1.89	2.53	8.21	2.53	3.25	8.2	6.1	471	A++	YES	-	



R32 COMBINATIONS

HCKU 810 Z4 Heating

Combinations	Indoor units	Combination				Rated heating capacity (kW)				Total heating capacity (kW)	Absorbed power (kW)	COP (W/W)	Pdesignh	SCOP	Annual consumption (kWh)	Energy class	Tax deductions 65%	Thermal account 2.0
		Unit A	Unit B	Unit C	Unit D	Unit A	Unit B	Unit C	Unit D									
2 units	20+35	20	35	—	—	2.21	3.79	—	—	6.00	1.57	3.81	4.6	3.4	1902	A	YES	YES
	20+53	20	53	—	—	2.18	5.62	—	—	7.80	2.03	3.85	6.0	3.4	2473	A	YES	YES
	26+26	26	26	—	—	3.00	3.00	—	—	6.00	1.57	3.81	4.6	3.4	1902	A	YES	YES
	26+35	26	35	—	—	3.00	4.00	—	—	7.00	1.84	3.81	5.4	3.4	2219	A	YES	YES
	26+53	26	53	—	—	2.63	5.27	—	—	7.90	2.05	3.85	6.1	3.4	2505	A	YES	YES
	35+35	35	35	—	—	3.75	3.75	—	—	7.50	1.97	3.81	5.8	3.4	2378	A	YES	YES
	35+53	35	53	—	—	3.20	4.80	—	—	8.00	2.08	3.85	6.1	3.4	2505	A	YES	YES
53+53	53	53	—	—	4.00	4.00	—	—	8.00	2.08	3.85	6.1	3.4	2505	A	YES	YES	
3 units	20+20+20	20	20	20	—	2.33	2.33	2.33	—	7.00	1.79	3.90	5.4	3.5	2156	A	YES	YES
	20+20+26	20	20	26	—	2.37	2.37	3.05	—	7.80	2.00	3.90	6.0	3.5	2402	A	YES	YES
	20+20+35	20	20	35	—	2.26	2.26	3.88	—	8.40	2.14	3.92	6.1	3.5	2440	A	YES	YES
	20+20+53	20	20	53	—	1.88	1.88	4.84	—	8.60	2.19	3.92	6.2	3.5	2480	A	YES	YES
	20+26+26	20	26	26	—	2.35	3.02	2.68	—	8.40	2.14	3.92	6.1	3.5	2440	A	YES	YES
	20+26+35	20	26	35	—	2.13	2.73	3.64	—	8.50	2.17	3.92	6.2	3.5	2480	A	YES	YES
	20+26+53	20	26	53	—	1.77	2.28	4.55	—	8.60	2.18	3.95	6.2	3.5	2480	A	YES	YES
	20+35+35	20	35	35	—	1.94	3.33	3.33	—	8.60	2.19	3.92	6.2	3.5	2480	A	YES	YES
	20+35+53	20	35	53	—	1.63	2.79	4.18	—	8.60	2.18	3.95	6.2	3.5	2480	A	YES	YES
	26+26+26	26	26	26	—	2.87	2.87	2.87	—	8.60	2.19	3.92	6.2	3.5	2480	A	YES	YES
	26+26+35	26	26	35	—	2.58	2.58	3.44	—	8.60	2.19	3.92	6.2	3.5	2480	A	YES	YES
	26+26+53	26	26	53	—	2.15	2.15	4.30	—	8.60	2.18	3.95	6.2	3.5	2480	A	YES	YES
	26+35+35	26	35	35	—	2.35	3.13	3.13	—	8.60	2.19	3.92	6.2	3.5	2480	A	YES	YES
	26+35+53	26	35	53	—	1.98	2.65	3.97	—	8.60	2.18	3.95	6.2	3.5	2480	A	YES	YES
35+35+35	35	35	35	—	2.87	2.87	2.87	—	8.60	2.18	3.95	6.2	3.5	2480	A	YES	YES	
4 units	20+20+20+20	20	20	20	20	2.20	2.20	2.20	2.20	8.80	2.20	4.00	6.5	3.8	2395	A	YES	YES
	20+20+20+26	20	20	20	26	2.08	2.08	2.08	2.67	8.90	2.22	4.01	6.5	3.8	2395	A	YES	YES
	20+20+20+35	20	20	20	35	1.91	1.91	1.91	3.27	9.00	2.24	4.01	6.5	3.8	2395	A	YES	YES
	20+20+20+53	20	20	20	53	1.63	1.63	1.63	4.20	9.10	2.27	4.01	6.5	3.8	2395	A	YES	YES
	20+20+26+26	20	20	26	26	1.95	1.95	2.50	2.50	8.90	2.22	4.01	6.5	3.8	2395	A	YES	YES
	20+20+26+35	20	20	26	35	1.80	1.80	2.31	3.09	9.00	2.24	4.01	6.5	3.8	2395	A	YES	YES
	20+20+35+35	20	20	35	35	1.68	1.68	2.87	2.87	9.10	2.27	4.01	6.5	3.8	2395	A	YES	YES
	20+26+26+26	20	26	26	26	1.83	2.36	2.36	2.36	8.90	2.23	4.00	6.5	3.8	2395	A	YES	YES
	20+26+26+35	20	26	26	35	1.70	2.19	2.19	2.92	9.00	2.24	4.01	6.5	3.8	2395	A	YES	YES
	20+26+35+35	20	26	35	35	1.59	2.05	2.73	2.73	9.10	2.27	4.01	6.5	3.8	2395	A	YES	YES
	26+26+26+26	26	26	26	26	2.23	2.23	2.23	2.23	8.90	2.22	4.01	6.5	3.8	2395	A	YES	YES
	26+26+26+35	26	26	26	35	2.10	2.10	2.10	2.80	9.10	2.27	4.01	6.5	3.8	2395	A	YES	YES



R32 COMBINATIONS

HCKU 1060 Z4 Cooling

Combinations	Indoor units	Combination				Rated cooling capacity (kW)				Total cooling capacity (kW)	Absorbed power (kW)	EER (W/W)	Pdesignc	SEER	Annual consumption (kWh)	Energy class	Tax deductions 65%	Thermal account 2.0
		Unit A	Unit B	Unit C	Unit D	Unit A	Unit B	Unit C	Unit D									
2 units	20+35	20	35	—	—	2.03	3.47	—	—	5.50	1.68	3.28	5.5	5.1	377	A	YES	-
	20+53	20	53	—	—	1.96	5.04	—	—	7.00	2.13	3.28	7.0	5.2	471	A	YES	-
	20+71	20	71	—	—	2.03	6.97	—	—	9.00	2.74	3.28	9.0	5.2	606	A	YES	-
	26+26	26	26	—	—	2.65	2.65	—	—	5.30	1.62	3.28	5.3	5.2	357	A	YES	-
	26+35	26	35	—	—	2.57	3.43	—	—	6.00	1.83	3.28	6.0	5.2	404	A	YES	-
	26+53	26	53	—	—	2.50	5.00	—	—	7.50	2.29	3.28	7.5	5.2	505	A	YES	-
	26+71	26	71	—	—	2.59	6.91	—	—	9.50	2.90	3.28	9.5	5.2	639	A	YES	-
	35+35	35	35	—	—	3.50	3.50	—	—	7.00	2.13	3.28	7.0	5.2	471	A	YES	-
	35+53	35	53	—	—	3.40	5.10	—	—	8.50	2.59	3.28	8.5	5.2	572	A	YES	-
	35+71	35	71	—	—	3.33	6.67	—	—	10.00	3.09	3.24	10.0	5.2	673	A	YES	-
53+53	53	53	—	—	5.00	5.00	—	—	10.00	3.09	3.24	10.0	5.2	673	A	YES	-	
3 units	20+20+20	20	20	20	—	2.00	2.00	2.00	—	6.00	1.80	3.33	6.0	5.6	375	A+	YES	-
	20+20+26	20	20	26	—	1.98	1.98	2.54	—	6.50	1.98	3.28	6.5	5.6	406	A+	YES	-
	20+20+35	20	20	35	—	2.02	2.02	3.46	—	7.50	2.29	3.28	7.5	5.6	469	A+	YES	-
	20+20+53	20	20	53	—	1.97	1.97	5.06	—	9.00	2.74	3.28	9.0	5.8	543	A+	YES	-
	20+20+71	20	20	71	—	1.84	1.84	6.32	—	10.00	3.09	3.24	10.0	5.8	603	A+	YES	-
	20+26+26	20	26	26	—	1.96	2.52	2.52	—	7.00	2.13	3.28	7.0	5.8	422	A+	YES	-
	20+26+35	20	26	35	—	2.00	2.57	3.43	—	8.00	2.44	3.28	8.0	5.8	483	A+	YES	-
	20+26+53	20	26	53	—	1.96	2.51	5.03	—	9.50	2.93	3.24	9.5	5.8	573	A+	YES	-
	20+26+71	20	26	71	—	1.75	2.25	6.00	—	10.00	3.09	3.24	10.0	5.8	603	A+	YES	-
	20+35+35	20	35	35	—	2.03	3.48	3.48	—	9.00	2.78	3.24	9.0	5.8	543	A+	YES	-
	20+35+53	20	35	53	—	1.89	3.24	4.86	—	10.00	3.09	3.24	10.0	5.8	603	A+	YES	-
	20+35+71	20	35	71	—	1.63	2.79	5.58	—	10.00	3.09	3.24	10.0	5.8	603	A+	YES	-
	20+53+53	20	53	53	—	1.63	4.19	4.19	—	10.00	3.09	3.24	10.0	5.8	603	A+	YES	-
	26+26+26	26	26	26	—	2.50	2.50	2.50	—	7.50	2.31	3.24	7.5	5.8	453	A+	YES	-
	26+26+35	26	26	35	—	2.55	2.55	3.40	—	8.50	2.62	3.24	8.5	5.8	513	A+	YES	-
	26+26+53	26	26	53	—	2.50	2.50	5.00	—	10.00	3.09	3.24	10.0	5.8	603	A+	YES	-
	26+26+71	26	26	71	—	2.14	2.14	5.71	—	10.00	3.09	3.24	10.0	5.8	603	A+	YES	-
	26+35+35	26	35	35	—	2.59	3.45	3.45	—	9.50	2.93	3.24	9.5	5.8	573	A+	YES	-
	26+35+53	26	35	53	—	2.31	3.08	4.62	—	10.00	3.09	3.24	10.0	5.8	603	A+	YES	-
	26+35+71	26	35	71	—	2.00	2.67	5.33	—	10.00	3.09	3.24	10.0	5.8	603	A+	YES	-
26+53+53	26	53	53	—	2.00	4.00	4.00	—	10.00	3.09	3.24	10.0	5.8	603	A+	YES	-	
35+35+35	35	35	35	—	3.33	3.33	3.33	—	10.00	3.09	3.24	10.0	5.8	603	A+	YES	-	
35+35+53	35	35	53	—	2.86	2.86	4.29	—	10.00	3.09	3.24	10.0	5.8	603	A+	YES	-	
35+35+71	35	35	71	—	2.50	2.50	5.00	—	10.00	3.09	3.24	10.0	5.8	603	A+	YES	-	
35+53+53	35	53	53	—	2.50	3.75	3.75	—	10.00	3.09	3.24	10.0	5.8	603	A+	YES	-	
4 units	20+20+20+20	20	20	20	20	2.05	2.05	2.05	2.05	8.20	2.29	3.58	8.2	6.1	470	A++	YES	-
	20+20+20+26	20	20	20	26	1.98	1.98	1.98	2.55	8.50	2.47	3.44	8.5	6.1	488	A++	YES	-
	20+20+20+35	20	20	20	35	2.02	2.02	2.02	3.45	9.50	2.86	3.32	9.5	6.1	545	A++	YES	-
	20+20+20+53	20	20	20	53	1.87	1.87	1.87	4.80	10.40	3.22	3.23	10.4	6.2	587	A++	YES	-
	20+20+20+71	20	20	20	71	1.65	1.65	1.65	5.65	10.60	3.28	3.23	10.6	6.2	598	A++	YES	-
	20+20+26+26	20	20	26	26	1.97	1.97	2.53	2.53	9.00	2.71	3.32	9.0	6.2	508	A++	YES	-
	20+20+26+35	20	20	26	35	2.00	2.00	2.57	3.43	10.00	3.09	3.24	10.0	6.2	565	A++	YES	-
	20+20+26+53	20	20	26	53	1.81	1.81	2.33	4.65	10.60	3.28	3.23	10.6	6.2	598	A++	YES	-
	20+20+26+71	20	20	26	71	1.58	1.58	2.03	5.41	10.60	3.28	3.23	10.6	6.2	598	A++	YES	-
	20+20+35+35	20	20	35	35	1.95	1.95	3.35	3.35	10.60	3.28	3.23	10.6	6.2	598	A++	YES	-
	20+20+35+53	20	20	35	53	1.69	1.69	2.89	4.34	10.60	3.28	3.23	10.6	6.2	598	A++	YES	-
	20+20+53+53	20	20	53	53	1.48	1.48	3.82	3.82	10.60	3.28	3.23	10.6	6.2	598	A++	YES	-
	20+26+26+26	20	26	26	26	1.96	2.51	2.51	2.51	9.50	2.92	3.25	9.5	6.2	536	A++	YES	-
	20+26+26+35	20	26	26	35	2.01	2.58	2.58	3.44	10.60	3.28	3.23	10.6	6.2	598	A++	YES	-
	20+26+26+53	20	26	26	53	1.73	2.22	2.22	4.44	10.60	3.28	3.23	10.6	6.2	598	A++	YES	-
	20+26+26+71	20	26	26	71	1.51	1.95	1.95	5.19	10.60	3.28	3.23	10.6	6.2	598	A++	YES	-
20+26+35+35	20	26	35	35	1.86	2.39	3.18	3.18	10.60	3.28	3.23	10.6	6.2	598	A++	YES	-	

RESIDENTIAL AND COMMERCIAL R32

.....

R32 COMBINATIONS

HCKU 1060 Z4 Cooling

Combinations	Indoor units	Combination				Rated cooling capacity (kW)				Total cooling capacity (kW)	Absorbed power (kW)	EER (W/W)	Pdesignc	SEER	Annual consumption (kWh)	Energy class	Tax deductions 65%	Thermal account 2.0
		Unit A	Unit B	Unit C	Unit D	Unit A	Unit B	Unit C	Unit D									
4 units	20+26+35+53	20	26	35	53	1.61	2.07	2.77	4.15	10.60	3.28	3.23	10.6	6.2	598	A++	YES	-
	20+26+53+53	20	26	53	53	1.43	1.83	3.67	3.67	10.60	3.28	3.23	10.6	6.2	598	A++	YES	-
	20+35+35+35	20	35	35	35	1.73	2.96	2.96	2.96	10.60	3.28	3.23	10.6	6.2	598	A++	YES	-
	20+35+35+53	20	35	35	53	1.51	2.60	2.60	3.89	10.60	3.28	3.23	10.6	6.2	598	A++	YES	-
	26+26+26+26	26	26	26	26	2.65	2.65	2.65	2.65	10.60	3.28	3.23	10.6	6.2	598	A++	YES	-
	26+26+26+35	26	26	26	35	2.45	2.45	2.45	3.26	10.60	3.28	3.23	10.6	6.2	598	A++	YES	-
	26+26+26+53	26	26	26	53	2.12	2.12	2.12	4.24	10.60	3.28	3.23	10.6	6.2	598	A++	YES	-
	26+26+35+35	26	26	35	35	2.27	2.27	3.03	3.03	10.60	3.28	3.23	10.6	6.2	598	A++	YES	-
	26+26+35+53	26	26	35	53	1.99	1.99	2.65	3.98	10.60	3.28	3.23	10.6	6.2	598	A++	YES	-
	26+35+35+35	26	35	35	35	2.12	2.83	2.83	2.83	10.60	3.28	3.23	10.6	6.2	598	A++	YES	-
	26+35+35+53	26	35	35	53	1.87	2.49	2.49	3.74	10.60	3.28	3.23	10.6	6.2	598	A++	YES	-
35+35+35+35	35	35	35	35	2.65	2.65	2.65	2.65	10.60	3.28	3.23	10.6	6.2	598	A++	YES	-	

HCKU 1060 Z4 Heating

Combinations	Indoor units	Combination				Rated heating capacity (kW)				Total heating capacity (kW)	Absorbed power (kW)	COP (W/W)	Pdesignh	SCOP	Annual consumption (kWh)	Energy class	Tax deductions 65%	Thermal account 2.0
		Unit A	Unit B	Unit C	Unit D	Unit A	Unit B	Unit C	Unit D									
2 units	20+35	20	35	—	—	2.21	3.79	—	—	6.00	1.59	3.78	4.3	3.4	1787	A	YES	YES
	20+53	20	53	—	—	2.24	5.76	—	—	8.00	2.12	3.78	4.7	3.4	1915	A	YES	YES
	20+20	20	20	—	—	2.17	7.43	—	—	9.60	2.54	3.78	4.7	3.4	1915	A	YES	YES
	26+26	26	26	—	—	3.00	3.00	—	—	6.00	1.59	3.78	6.2	3.4	2553	A	YES	YES
	26+35	26	35	—	—	3.00	4.00	—	—	7.00	1.85	3.78	4.7	3.4	1915	A	YES	YES
	26+53	26	53	—	—	2.93	5.87	—	—	8.80	2.33	3.78	5.4	3.4	2234	A	YES	YES
	26+20	26	20	—	—	2.67	7.13	—	—	9.80	2.58	3.80	4.7	3.4	1915	A	YES	YES
	35+35	35	35	—	—	3.75	3.75	—	—	7.50	1.98	3.78	6.8	3.4	2808	A	YES	YES
	35+53	35	53	—	—	3.76	5.64	—	—	9.40	2.49	3.78	5.8	3.4	2393	A	YES	YES
	35+20	35	20	—	—	3.33	6.67	—	—	10.00	2.63	3.80	4.7	3.4	1915	A	YES	YES
53+53	53	53	—	—	5.05	5.05	—	—	10.10	2.66	3.80	7.3	3.5	2914	A	YES	YES	
3 units	20+20+20	20	20	20	—	2.50	2.50	2.50	—	7.50	1.96	3.82	8.4	3.6	3267	A	YES	YES
	20+20+26	20	20	26	—	2.37	2.37	3.05	—	7.80	2.04	3.82	5.8	3.6	2260	A	YES	YES
	20+20+35	20	20	35	—	2.29	2.29	3.92	—	8.50	2.23	3.82	6.0	3.6	2351	A	YES	YES
	20+20+53	20	20	53	—	2.34	2.34	6.02	—	10.70	2.78	3.85	6.6	3.6	2562	A	YES	YES
	20+20+20	20	20	20	—	1.97	1.97	6.76	—	10.70	2.78	3.85	6.6	3.6	2562	A	YES	YES
	20+26+26	20	26	26	—	2.38	3.06	3.06	—	8.50	2.23	3.82	8.6	3.6	3344	A	YES	YES
	20+26+35	20	26	35	—	2.50	3.21	4.29	—	10.00	2.62	3.82	6.6	3.6	2562	A	YES	YES
	20+26+53	20	26	53	—	2.20	2.83	5.66	—	10.70	2.78	3.85	7.8	3.6	3014	A	YES	YES
	20+26+20	20	26	20	—	1.87	2.41	6.42	—	10.70	2.78	3.85	7.8	3.6	3014	A	YES	YES
	20+35+35	20	35	35	—	2.28	3.91	3.91	—	10.10	2.62	3.85	8.6	3.6	3344	A	YES	YES
	20+35+53	20	35	53	—	2.02	3.47	5.21	—	10.70	2.78	3.85	8.4	3.6	3267	A	YES	YES
	20+35+20	20	35	20	—	1.74	2.99	5.97	—	10.70	2.78	3.85	8.4	3.6	3267	A	YES	YES
	20+53+53	20	53	53	—	1.74	4.48	4.48	—	10.70	2.78	3.85	8.6	3.6	3344	A	YES	YES
	26+26+26	26	26	26	—	3.33	3.33	3.33	—	10.00	2.62	3.82	8.6	3.6	3344	A	YES	YES
	26+26+35	26	26	35	—	3.03	3.03	4.04	—	10.10	2.62	3.85	7.8	3.6	3014	A	YES	YES
	26+26+53	26	26	53	—	2.68	2.68	5.35	—	10.70	2.78	3.85	8.4	3.6	3267	A	YES	YES
	26+26+20	26	26	20	—	2.29	2.29	6.11	—	10.70	2.78	3.85	8.4	3.6	3267	A	YES	YES
	26+35+35	26	35	35	—	2.92	3.89	3.89	—	10.70	2.78	3.85	8.6	3.6	3344	A	YES	YES
	26+35+53	26	35	53	—	2.47	3.29	4.94	—	10.70	2.78	3.85	8.6	3.6	3344	A	YES	YES
	26+35+20	26	35	20	—	2.14	2.85	5.71	—	10.70	2.78	3.85	8.6	3.6	3344	A	YES	YES
26+53+53	26	53	53	—	2.14	4.28	4.28	—	10.70	2.78	3.85	8.6	3.6	3344	A	YES	YES	
35+35+35	35	35	35	—	3.57	3.57	3.57	—	10.70	2.78	3.85	8.6	3.6	3344	A	YES	YES	
35+35+53	35	35	53	—	3.06	3.06	4.59	—	10.70	2.78	3.85	8.6	3.6	3344	A	YES	YES	
35+35+20	35	35	20	—	2.68	2.68	5.35	—	10.70	2.78	3.85	8.6	3.6	3344	A	YES	YES	
35+53+53	35	53	53	—	2.68	4.01	4.01	—	10.70	2.78	3.85	8.6	3.6	3344	A	YES	YES	



R32 COMBINATIONS

HCKU 1060 Z4 Heating

Combinations	Indoor units	Combination				Rated heating capacity (kW)				Total heating capacity (kW)	Absorbed power (kW)	COP (W/W)	Pdesignh	SCOP	Annual consumption (kWh)	Energy class	Tax deductions 65%	Thermal account 2.0
		Unit A	Unit B	Unit C	Unit D	Unit A	Unit B	Unit C	Unit D									
4 units	20+20+20+20	20	20	20	20	2.50	2.50	2.50	2.50	10.00	2.56	3.90	8.6	3.8	3168	A	YES	YES
	20+20+20+26	20	20	20	26	2.36	2.36	2.36	3.03	10.10	2.59	3.90	7.8	3.8	2855	A	YES	YES
	20+20+20+35	20	20	20	35	2.31	2.31	2.31	3.96	10.90	2.79	3.90	8.5	3.8	3132	A	YES	YES
	20+20+20+53	20	20	20	53	1.99	1.99	1.99	5.12	11.10	2.84	3.91	9.0	3.8	3316	A	YES	YES
	20+20+20+20	20	20	20	20	1.73	1.73	1.73	5.92	11.10	2.84	3.91	9.0	3.8	3316	A	YES	YES
	20+20+26+26	20	20	26	26	2.38	2.38	3.07	3.07	10.90	2.79	3.90	9.0	3.8	3316	A	YES	YES
	20+20+26+35	20	20	26	35	2.22	2.22	2.85	3.81	11.10	2.85	3.90	9.0	3.8	3316	A	YES	YES
	20+20+26+53	20	20	26	53	1.90	1.90	2.44	4.87	11.10	2.84	3.91	9.0	3.8	3316	A	YES	YES
	20+20+26+20	20	20	26	20	1.65	1.65	2.13	5.67	11.10	2.84	3.91	9.0	3.8	3316	A	YES	YES
	20+20+35+35	20	20	35	35	2.04	2.04	3.51	3.51	11.10	2.84	3.91	9.0	3.8	3316	A	YES	YES
	20+20+35+53	20	20	35	53	1.77	1.77	3.03	4.54	11.10	2.84	3.91	9.0	3.8	3316	A	YES	YES
	20+20+53+53	20	20	53	53	1.55	1.55	4.00	4.00	11.10	2.84	3.91	9.0	3.8	3316	A	YES	YES
	20+26+26+26	20	26	26	26	2.29	2.94	2.94	2.94	11.10	2.85	3.90	9.0	3.8	3316	A	YES	YES
	20+26+26+35	20	26	26	35	2.10	2.70	2.70	3.60	11.10	2.82	3.93	9.0	3.8	3316	A	YES	YES
	20+26+26+53	20	26	26	53	1.81	2.32	2.32	4.65	11.10	2.82	3.93	9.0	3.8	3316	A	YES	YES
	20+26+26+20	20	26	26	20	1.59	2.04	2.04	5.44	11.10	2.82	3.93	9.0	3.8	3316	A	YES	YES
	20+26+35+35	20	26	35	35	1.94	2.50	3.33	3.33	11.10	2.82	3.93	9.0	3.8	3316	A	YES	YES
	20+26+35+53	20	26	35	53	1.69	2.17	2.90	4.34	11.10	2.82	3.93	9.0	3.8	3316	A	YES	YES
	20+26+53+53	20	26	53	53	1.49	1.92	3.84	3.84	11.10	2.82	3.93	9.0	3.8	3316	A	YES	YES
	20+35+35+35	20	35	35	35	1.81	3.10	3.10	3.10	11.10	2.82	3.93	9.0	3.8	3316	A	YES	YES
20+35+35+53	20	35	35	53	1.59	2.72	2.72	4.08	11.10	2.82	3.93	9.0	3.8	3316	A	YES	YES	
26+26+26+26	26	26	26	26	2.78	2.78	2.78	2.77	11.10	2.82	3.93	9.0	3.8	3316	A	YES	YES	
26+26+26+35	26	26	26	35	2.56	2.56	2.56	3.42	11.10	2.82	3.93	9.0	3.8	3316	A	YES	YES	
26+26+26+53	26	26	26	53	2.22	2.22	2.22	4.44	11.10	2.82	3.93	9.0	3.8	3316	A	YES	YES	
26+26+35+35	26	26	35	35	2.38	2.38	3.17	3.17	11.10	2.82	3.93	9.0	3.8	3316	A	YES	YES	
26+26+35+53	26	26	35	53	2.08	2.08	2.78	4.16	11.10	2.82	3.93	9.0	3.8	3316	A	YES	YES	
26+35+35+35	26	35	35	35	2.22	2.96	2.96	2.96	11.10	2.82	3.93	9.0	3.8	3316	A	YES	YES	
26+35+35+53	26	35	35	53	1.96	2.61	2.61	3.92	11.10	2.82	3.93	9.0	3.8	3316	A	YES	YES	
35+35+35+35	35	35	35	35	2.78	2.78	2.78	2.77	11.10	2.82	3.93	9.0	3.8	3316	A	YES	YES	

HCKU 1200 Z5 Cooling

Comb.	Indoor units	Combination					Rated cooling capacity (kW)					Total cooling capacity (kW)	Power absorption (kW)	EER (W/W)	Pdesignc	SEER	Annual consumption (kWh)	Energy class	Tax deductions 65%	Thermal account 2.0
		Unit A	Unit B	Unit C	Unit D	Unit E	Unit A	Unit B	Unit C	Unit D	Unit E									
2 units	20+35	20	35	—	—	—	2.08	3.57	—	—	—	5.65	1.80	3.12	5.5	5.1	377	A	NO	-
	20+53	20	53	—	—	—	2.07	5.32	—	—	—	7.38	2.35	3.06	7.0	5.1	480	A	NO	-
	20+71	20	71	—	—	—	2.04	6.98	—	—	—	9.02	2.88	3.01	9.1	5.1	625	A	NO	-
	26+26	26	26	—	—	—	2.68	2.68	—	—	—	5.36	1.71	3.12	5.3	5.1	364	A	NO	-
	26+35	26	35	—	—	—	2.67	3.56	—	—	—	6.23	1.99	3.10	6.0	5.1	412	A	NO	-
	26+53	26	53	—	—	—	2.65	5.31	—	—	—	7.96	2.54	3.04	7.5	5.1	515	A	NO	-
	26+71	26	71	—	—	—	2.62	6.98	—	—	—	9.60	3.06	2.99	9.7	5.1	666	A	NO	-
	35+35	35	35	—	—	—	3.55	3.55	—	—	—	7.09	2.26	3.07	7.0	5.1	480	A	NO	-
	35+53	35	53	—	—	—	3.53	5.30	—	—	—	8.83	2.82	3.02	8.5	5.1	583	A	NO	-
	35+71	35	71	—	—	—	3.49	6.98	—	—	—	10.47	3.34	2.97	10.0	5.1	686	A	NO	-
	53+53	53	53	—	—	—	5.28	5.28	—	—	—	10.56	3.37	2.96	10.5	5.1	721	A	NO	-
	53+71	53	71	—	—	—	4.93	6.57	—	—	—	11.50	3.88	2.96	11.5	5.1	789	A	NO	-
3 units	20+20+20	20	20	20	—	—	2.04	2.04	2.04	—	—	6.13	1.58	3.10	6.0	5.3	396	A	NO	-
	20+20+26	20	20	26	—	—	2.04	2.04	2.62	—	—	6.71	1.73	3.08	6.5	5.3	429	A	NO	-
	20+20+35	20	20	35	—	—	2.04	2.04	3.50	—	—	7.58	1.95	3.06	7.5	5.3	495	A	NO	-
	20+20+53	20	20	53	—	—	2.04	2.04	5.24	—	—	9.31	2.40	3.00	9.0	5.3	594	A	NO	-
	20+20+71	20	20	71	—	—	2.02	2.02	6.92	—	—	10.95	2.82	2.95	11.0	5.3	726	A	NO	-
	20+26+26	20	26	26	—	—	2.04	2.62	2.62	—	—	7.29	1.87	3.06	7.0	5.3	462	A	NO	-
	20+26+35	20	26	35	—	—	2.04	2.62	3.49	—	—	8.15	2.10	3.04	8.0	5.3	528	A	NO	-
20+26+53	20	26	53	—	—	2.04	2.62	5.24	—	—	9.89	2.54	2.98	9.5	5.3	627	A	NO	-	



R32 COMBINATIONS

HCKU 1200 Z5 Cooling

Comb.	Indoor units	Combination					Rated cooling capacity (kW)					Total cooling capacity (kW)	Power absorption (kW)	EER (W/W)	Pdesignc	SEER	Annual consumption (kWh)	Energy class	Tax deductions 65%	Thermal account 2.0
		Unit A	Unit B	Unit C	Unit D	Unit E	Unit A	Unit B	Unit C	Unit D	Unit E									
3 units	20+26+71	20	26	71	—	—	2.02	2.59	6.92	—	—	11.53	2.97	2.93	11.5	5.3	759	A	NO	-
	20+35+35	20	35	35	—	—	2.04	3.49	3.49	—	—	9.02	2.32	3.01	9.0	5.3	594	A	NO	-
	20+35+53	20	35	53	—	—	2.04	3.49	5.23	—	—	10.76	2.77	2.96	10.5	5.3	693	A	NO	-
	20+35+71	20	35	71	—	—	2.02	3.46	6.92	—	—	12.40	3.19	2.91	11.5	5.3	759	A	NO	-
	20+53+53	20	53	53	—	—	2.03	5.23	5.23	—	—	12.49	3.21	2.90	11.5	5.3	759	A	NO	-
	26+26+26	26	26	26	—	—	2.62	2.62	2.62	—	—	7.86	2.02	3.05	8.0	5.3	528	A	NO	-
	26+26+35	26	26	35	—	—	2.62	2.62	3.49	—	—	8.73	2.25	3.02	9.0	5.3	594	A	NO	-
	26+26+53	26	26	53	—	—	2.62	2.62	5.23	—	—	10.47	2.69	2.97	10.5	5.3	693	A	NO	-
	26+26+71	26	26	71	—	—	2.59	2.59	6.92	—	—	12.11	3.12	2.91	11.5	5.3	759	A	NO	-
	26+35+35	26	35	35	—	—	2.62	3.49	3.49	—	—	9.60	2.47	2.99	9.0	5.3	594	A	NO	-
	26+35+53	26	35	53	—	—	2.62	3.49	5.23	—	—	11.34	2.92	2.94	11.0	5.3	726	A	NO	-
	26+35+71	26	35	71	—	—	2.60	3.46	6.92	—	—	12.98	3.34	2.89	11.5	5.3	759	A	NO	-
	26+53+53	26	53	53	—	—	2.61	5.23	5.23	—	—	13.07	3.36	2.89	12.0	5.3	792	A	NO	-
	35+35+35	35	35	35	—	—	3.49	3.49	3.49	—	—	10.47	2.69	2.97	9.5	5.3	627	A	NO	-
	35+35+53	35	35	53	—	—	3.49	3.49	5.23	—	—	12.20	3.14	2.91	11.5	5.3	759	A	NO	-
	35+35+71	35	35	71	—	—	3.46	3.46	6.92	—	—	13.84	3.56	2.89	12.0	5.3	792	A	NO	-
	35+53+53	35	53	53	—	—	3.48	5.23	5.23	—	—	13.94	3.59	2.89	12.0	5.3	792	A	NO	-
35+53+71	35	53	71	—	—	2.67	4.00	5.33	—	—	12.00	4.15	2.89	12.0	5.3	792	A	NO	-	
53+53+53	53	53	53	—	—	4.00	4.00	4.00	—	—	12.00	4.15	2.89	12.0	5.3	792	A	NO	-	
4 units	20+20+20+20	20	20	20	20	—	2.00	2.00	2.00	2.00	—	8.00	2.63	3.04	8.0	5.6	500	A+	NO	-
	20+20+20+26	20	20	20	26	—	1.98	1.98	1.98	2.55	—	8.50	2.81	3.02	8.5	5.6	531	A+	NO	-
	20+20+20+35	20	20	20	35	—	2.02	2.02	2.02	3.45	—	9.50	3.17	3.00	9.5	5.6	594	A+	NO	-
	20+20+20+53	20	20	20	53	—	2.06	2.06	2.06	5.31	—	11.50	3.91	2.94	11.5	5.6	719	A+	NO	-
	20+20+20+71	20	20	20	71	—	1.87	1.87	1.87	6.40	—	12.00	4.15	2.89	12.0	5.6	750	A+	NO	-
	20+20+26+26	20	20	26	26	—	2.08	2.08	2.67	2.67	—	9.50	3.16	3.00	9.5	5.6	594	A+	NO	-
	20+20+26+35	20	20	26	35	—	2.00	2.00	2.57	3.43	—	10.00	3.36	2.98	10.0	5.6	625	A+	NO	-
	20+20+26+53	20	20	26	53	—	1.96	1.96	2.52	5.05	—	11.50	3.93	2.92	11.5	5.6	719	A+	NO	-
	20+20+26+71	20	20	26	71	—	1.79	1.79	2.30	6.13	—	12.00	4.15	2.89	12.0	5.6	750	A+	NO	-
	20+20+35+35	20	20	35	35	—	1.93	1.93	3.32	3.32	—	10.50	3.56	2.95	10.5	5.6	656	A+	NO	-
	20+20+35+53	20	20	35	53	—	1.83	1.83	3.14	4.70	—	11.50	3.97	2.90	11.5	5.6	719	A+	NO	-
	20+20+35+71	20	20	35	71	—	1.72	1.72	2.95	5.90	—	12.30	4.26	2.89	12.4	5.6	775	A+	NO	-
	20+20+53+53	20	20	53	53	—	1.72	1.72	4.43	4.43	—	12.30	4.26	2.89	12.4	5.6	775	A+	NO	-
	20+20+53+71	20	20	53	71	—	1.54	1.54	3.95	5.27	—	12.30	4.26	2.89	12.4	5.6	775	A+	NO	-
	20+26+26+26	20	26	26	26	—	2.06	2.65	2.65	2.65	—	10.00	3.35	2.99	10.0	5.6	625	A+	NO	-
	20+26+26+35	20	26	26	35	—	1.99	2.55	2.55	3.41	—	10.50	3.55	2.96	10.5	5.6	656	A+	NO	-
	20+26+26+53	20	26	26	53	—	1.87	2.41	2.41	4.81	—	11.50	3.96	2.91	11.5	5.6	719	A+	NO	-
	20+26+26+71	20	26	26	71	—	1.76	2.26	2.26	6.02	—	12.30	4.26	2.89	12.4	5.6	775	A+	NO	-
	20+26+35+35	20	26	35	35	—	2.01	2.59	3.45	3.45	—	11.50	3.92	2.93	11.5	5.6	719	A+	NO	-
	20+26+35+53	20	26	35	53	—	1.83	2.35	3.13	4.70	—	12.00	4.15	2.89	12.0	5.6	750	A+	NO	-
	20+26+35+71	20	26	35	71	—	1.66	2.13	2.84	5.68	—	12.30	4.26	2.89	12.4	5.6	775	A+	NO	-
	20+26+53+53	20	26	53	53	—	1.66	2.13	4.26	4.26	—	12.30	4.26	2.89	12.4	5.6	775	A+	NO	-
	20+26+53+71	20	26	53	71	—	1.48	1.91	3.82	5.09	—	12.30	4.23	2.91	12.4	5.6	775	A+	NO	-
	20+35+35+35	20	35	35	35	—	1.87	3.21	3.21	3.21	—	11.50	3.96	2.91	11.5	5.6	719	A+	NO	-
	20+35+35+53	20	35	35	53	—	1.71	2.94	2.94	4.41	—	12.00	4.15	2.89	12.0	5.6	750	A+	NO	-
	20+35+35+71	20	35	35	71	—	1.57	2.68	2.68	5.37	—	12.30	4.26	2.89	12.4	5.6	775	A+	NO	-
	20+35+53+71	20	35	53	71	—	1.57	2.68	4.03	4.03	—	12.30	4.26	2.89	12.4	5.6	775	A+	NO	-
	26+26+26+26	26	26	26	26	—	2.63	2.63	2.63	2.63	—	10.50	3.54	2.97	10.5	5.6	656	A+	NO	-
	26+26+26+35	26	26	26	35	—	2.65	2.65	2.65	3.54	—	11.50	3.91	2.94	11.5	5.6	719	A+	NO	-
	26+26+26+53	26	26	26	53	—	2.40	2.40	2.40	4.80	—	12.00	4.15	2.89	12.0	5.6	750	A+	NO	-
	26+26+26+71	26	26	26	71	—	2.17	2.17	2.17	5.79	—	12.30	4.26	2.89	12.4	5.6	775	A+	NO	-
	26+26+35+35	26	26	35	35	—	2.46	2.46	3.29	3.29	—	11.50	3.95	2.91	11.5	5.6	719	A+	NO	-
26+26+35+53	26	26	35	53	—	2.25	2.25	3.00	4.50	—	12.00	4.15	2.89	12.0	5.6	750	A+	NO	-	
26+26+35+71	26	26	35	71	—	2.05	2.05	2.73	5.47	—	12.30	4.26	2.89	12.4	5.6	775	A+	NO	-	
26+26+53+53	26	26	53	53	—	2.05	2.05	4.10	4.10	—	12.30	4.26	2.89	12.4	5.6	775	A+	NO	-	
26+35+35+35	26	35	35	35	—	2.30	3.07	3.07	3.07	—	11.50	3.98	2.89	11.5	5.6	719	A+	NO	-	



R32 COMBINATIONS

HCKU 1200 Z5 Cooling

Comb.	Indoor units	Combination					Rated cooling capacity (kW)					Total cooling capacity (kW) std.	Power absorption (kW) std.	EER (W/W) std.	Pdesignc	SEER	Annual consumption (kWh)	Energy class	Tax deductions 65%	Thermal account 2.0
		Unit A	Unit B	Unit C	Unit D	Unit E	Unit A	Unit B	Unit C	Unit D	Unit E									
4 units	26+35+35+53	26	35	35	53	—	2.17	2.89	2.89	4.34	—	12.30	4.26	2.89	12.4	5.6	775	A+	NO	-
	26+35+35+71	26	35	35	71	—	1.94	2.59	2.59	5.18	—	12.30	4.26	2.89	12.4	5.6	775	A+	NO	-
	26+35+53+53	26	35	53	53	—	1.94	2.59	3.88	3.88	—	12.30	4.26	2.89	12.4	5.6	775	A+	NO	-
	35+35+35+35	35	35	35	35	—	2.88	2.88	2.88	2.88	—	11.50	3.98	2.89	11.5	5.6	719	A+	NO	-
	35+35+35+53	35	35	35	53	—	2.73	2.73	2.73	4.10	—	12.30	4.26	2.89	12.4	5.6	775	A+	NO	-
5 units	20+20+20+20+20	20	20	20	20	20	2.10	2.10	2.10	2.10	2.10	10.50	3.52	2.98	10.5	6.1	602	A++	NO	-
	20+20+20+20+26	20	20	20	20	26	2.08	2.08	2.08	2.08	2.68	11.00	3.71	2.96	11.0	6.1	631	A++	NO	-
	20+20+20+20+35	20	20	20	20	35	2.01	2.01	2.01	2.01	3.45	11.50	3.92	2.94	11.5	6.1	660	A++	NO	-
	20+20+20+20+53	20	20	20	20	53	1.87	1.87	1.87	1.87	4.81	12.30	4.26	2.89	12.4	6.1	711	A++	NO	-
	20+20+20+20+71	20	20	20	20	71	1.66	1.66	1.66	1.66	5.68	12.30	4.26	2.89	12.4	6.1	711	A++	NO	-
	20+20+20+26+26	20	20	20	26	26	2.06	2.06	2.06	2.65	2.65	11.50	3.91	2.94	11.5	6.1	660	A++	NO	-
	20+20+20+26+35	20	20	20	26	35	2.00	2.00	2.00	2.57	3.43	12.00	4.11	2.92	12.0	6.1	689	A++	NO	-
	20+20+20+26+53	20	20	20	26	53	1.79	1.79	1.79	2.31	4.61	12.30	4.26	2.89	12.4	6.1	711	A++	NO	-
	20+20+20+26+71	20	20	20	26	71	1.59	1.59	1.59	2.05	5.47	12.30	4.26	2.89	12.4	6.1	711	A++	NO	-
	20+20+20+35+35	20	20	20	35	35	1.91	1.91	1.91	3.28	3.28	12.30	4.26	2.89	12.4	6.1	711	A++	NO	-
	20+20+20+35+53	20	20	20	35	53	1.69	1.69	1.69	2.89	4.34	12.30	4.26	2.89	12.4	6.1	711	A++	NO	-
	20+20+20+35+71	20	20	20	35	71	1.51	1.51	1.51	2.59	5.18	12.30	4.24	2.90	12.4	6.1	711	A++	NO	-
	20+20+20+53+53	20	20	20	53	53	1.51	1.51	1.51	3.88	3.88	12.30	4.24	2.90	12.4	6.1	711	A++	NO	-
	20+20+26+26+26	20	20	26	26	26	2.05	2.05	2.63	2.63	2.63	12.00	4.10	2.93	12.0	6.1	689	A++	NO	-
	20+20+26+26+35	20	20	26	26	35	1.96	1.96	2.52	2.52	3.35	12.30	4.24	2.90	12.4	6.1	711	A++	NO	-
	20+20+26+26+53	20	20	26	26	53	1.72	1.72	2.21	2.21	4.43	12.30	4.26	2.89	12.4	6.1	711	A++	NO	-
	20+20+26+26+71	20	20	26	26	71	1.54	1.54	1.98	1.98	5.27	12.30	4.26	2.89	12.4	6.1	711	A++	NO	-
	20+20+26+35+35	20	20	26	35	35	1.83	1.83	2.36	3.14	3.14	12.30	4.26	2.89	12.4	6.1	711	A++	NO	-
	20+20+26+35+53	20	20	26	35	53	1.62	1.62	2.09	2.78	4.18	12.30	4.26	2.89	12.4	6.1	711	A++	NO	-
	20+20+26+53+53	20	20	26	53	53	1.46	1.46	1.88	3.75	3.75	12.30	4.26	2.89	12.4	6.1	711	A++	NO	-
	20+20+35+35+35	20	20	35	35	35	1.72	1.72	2.95	2.95	2.95	12.30	4.26	2.89	12.4	6.1	711	A++	NO	-
	20+20+35+35+53	20	20	35	35	53	1.54	1.54	2.64	2.64	3.95	12.30	4.26	2.89	12.4	6.1	711	A++	NO	-
	20+26+26+26+26	20	26	26	26	26	2.00	2.57	2.57	2.57	2.57	12.30	4.23	2.91	12.4	6.1	711	A++	NO	-
	20+26+26+26+35	20	26	26	26	35	1.87	2.41	2.41	2.41	3.21	12.30	4.26	2.89	12.4	6.1	711	A++	NO	-
	20+26+26+26+53	20	26	26	26	53	1.66	2.13	2.13	2.13	4.26	12.30	4.26	2.89	12.4	6.1	711	A++	NO	-
	20+26+26+26+71	20	26	26	26	71	1.48	1.91	1.91	1.91	5.09	12.30	4.26	2.89	12.4	6.1	711	A++	NO	-
	20+26+26+35+35	20	26	26	35	35	1.76	2.26	2.26	3.01	3.01	12.30	4.26	2.89	12.4	6.1	711	A++	NO	-
	20+26+26+35+53	20	26	26	35	53	1.57	2.01	2.01	2.68	4.03	12.30	4.26	2.89	12.4	6.1	711	A++	NO	-
	20+26+35+35+35	20	26	35	35	35	1.66	2.13	2.84	2.84	2.84	12.30	4.26	2.89	12.4	6.1	711	A++	NO	-
	20+26+35+35+53	20	26	35	35	53	1.48	1.91	2.54	2.54	3.82	12.30	4.26	2.89	12.4	6.1	711	A++	NO	-
	20+35+35+35+35	20	35	35	35	35	1.57	2.68	2.68	2.68	2.68	12.30	4.26	2.89	12.4	6.1	711	A++	NO	-
	26+26+26+26+26	26	26	26	26	26	2.46	2.46	2.46	2.46	2.46	12.30	4.26	2.89	12.4	6.1	711	A++	NO	-
26+26+26+26+35	26	26	26	26	35	2.31	2.31	2.31	2.31	3.08	12.30	4.26	2.89	12.4	6.1	711	A++	NO	-	
26+26+26+26+53	26	26	26	26	53	2.05	2.05	2.05	2.05	4.10	12.30	4.26	2.89	12.4	6.1	711	A++	NO	-	
26+26+26+35+35	26	26	26	35	35	2.17	2.17	2.17	2.89	2.89	12.30	4.26	2.89	12.4	6.1	711	A++	NO	-	
26+26+26+35+53	26	26	26	35	53	1.94	1.94	1.94	2.59	3.88	12.30	4.26	2.89	12.4	6.1	711	A++	NO	-	
26+26+35+35+35	26	26	35	35	35	2.05	2.05	2.73	2.73	2.73	12.30	4.26	2.89	12.4	6.1	711	A++	NO	-	
26+35+35+35+35	26	35	35	35	35	1.94	2.59	2.59	2.59	2.59	12.30	4.26	2.89	12.4	6.1	711	A++	NO	-	



R32 COMBINATIONS

HCKU 1200 Z5 Heating

Comb.	Indoor units	Combination					Rated heating capacity (kW)					Total heating capacity (kW)	Power absorption (kW)	COP (W/W)	Pdesignh	SCOP	Annual consumption (kWh)	Energy class	Tax deductions 65%	Thermal account 2.0
		Unit A	Unit B	Unit C	Unit D	Unit E	Unit A	Unit B	Unit C	Unit D	Unit E									
2 units	20+35	20	35	—	—	—	2.21	3.79	—	—	—	6.00	1.58	3.80	6.2	3.0	2893	B	NO	YES
	20+53	20	53	—	—	—	2.24	5.76	—	—	—	8.00	2.11	3.80	8.1	3.0	3780	B	NO	YES
	20+71	20	71	—	—	—	2.21	7.59	—	—	—	9.80	2.58	3.80	8.5	3.0	3967	B	NO	YES
	26+26	26	26	—	—	—	3.00	3.00	—	—	—	6.00	1.58	3.80	6.2	3.0	2893	B	NO	YES
	26+35	26	35	—	—	—	2.91	3.89	—	—	—	6.80	1.79	3.80	6.8	3.0	3173	B	NO	YES
	26+53	26	53	—	—	—	2.93	5.87	—	—	—	8.80	2.32	3.80	8.5	3.0	3967	B	NO	YES
	26+71	26	71	—	—	—	2.78	7.42	—	—	—	10.20	2.68	3.80	8.5	3.0	3967	B	NO	YES
	35+35	35	35	—	—	—	3.75	3.75	—	—	—	7.50	1.97	3.80	7.3	3.0	3407	B	NO	YES
	35+53	35	53	—	—	—	3.76	5.64	—	—	—	9.40	2.47	3.80	8.5	3.0	3967	B	NO	YES
	35+71	35	71	—	—	—	3.50	7.00	—	—	—	10.50	2.76	3.80	8.5	3.0	3967	B	NO	YES
	53+53	53	53	—	—	—	5.50	5.50	—	—	—	11.00	2.89	3.80	8.5	3.0	3967	B	NO	YES
53+71	53	71	—	—	—	4.93	6.57	—	—	—	11.50	3.01	3.82	8.5	3.0	3967	B	NO	YES	
3 units	20+20+20	20	20	20	—	—	2.50	2.50	2.50	—	—	7.50	1.95	3.85	7.3	3.2	3194	B	NO	YES
	20+20+26	20	20	26	—	—	2.37	2.37	3.05	—	—	7.80	2.03	3.85	7.4	3.2	3238	B	NO	YES
	20+20+35	20	20	35	—	—	2.29	2.29	3.92	—	—	8.50	2.21	3.85	7.5	3.2	3281	B	NO	YES
	20+20+53	20	20	53	—	—	2.52	2.52	6.47	—	—	11.50	2.99	3.85	8.5	3.2	3719	B	NO	YES
	20+20+71	20	20	71	—	—	2.21	2.21	7.58	—	—	12.00	3.12	3.85	8.5	3.2	3719	B	NO	YES
	20+26+26	20	26	26	—	—	2.38	3.06	3.06	—	—	8.50	2.21	3.85	7.5	3.2	3281	B	NO	YES
	20+26+35	20	26	35	—	—	2.50	3.21	4.29	—	—	10.00	2.60	3.85	8.0	3.2	3500	B	NO	YES
	20+26+53	20	26	53	—	—	2.37	3.04	6.09	—	—	11.50	2.99	3.85	8.5	3.2	3719	B	NO	YES
	20+26+71	20	26	71	—	—	2.10	2.70	7.20	—	—	12.00	3.12	3.85	8.5	3.2	3719	B	NO	YES
	20+35+35	20	35	35	—	—	2.48	4.26	4.26	—	—	11.00	2.86	3.85	8.5	3.2	3719	B	NO	YES
	20+35+53	20	35	53	—	—	2.18	3.73	5.59	—	—	11.50	2.99	3.85	8.5	3.2	3719	B	NO	YES
	20+35+71	20	35	71	—	—	1.95	3.35	6.70	—	—	12.00	3.12	3.85	8.5	3.2	3719	B	NO	YES
	20+53+53	20	53	53	—	—	1.95	5.02	5.02	—	—	12.00	3.12	3.85	8.5	3.2	3719	B	NO	YES
	26+26+26	26	26	26	—	—	3.33	3.33	3.33	—	—	10.00	2.60	3.85	8.5	3.2	3719	B	NO	YES
	26+26+35	26	26	35	—	—	3.30	3.30	4.40	—	—	11.00	2.86	3.85	8.5	3.2	3719	B	NO	YES
	26+26+53	26	26	53	—	—	2.88	2.88	5.75	—	—	11.50	2.99	3.85	8.5	3.2	3719	B	NO	YES
	26+26+71	26	26	71	—	—	2.57	2.57	6.86	—	—	12.00	3.12	3.85	8.5	3.2	3719	B	NO	YES
	26+35+35	26	35	35	—	—	3.14	4.18	4.18	—	—	11.50	2.99	3.85	8.5	3.2	3719	B	NO	YES
	26+35+53	26	35	53	—	—	2.77	3.69	5.54	—	—	12.00	3.12	3.85	8.5	3.2	3719	B	NO	YES
	26+35+71	26	35	71	—	—	2.40	3.20	6.40	—	—	12.00	3.12	3.85	8.5	3.2	3719	B	NO	YES
	26+53+53	26	53	53	—	—	2.40	4.80	4.80	—	—	12.00	3.12	3.85	8.5	3.2	3719	B	NO	YES
35+35+35	35	35	35	—	—	3.83	3.83	3.83	—	—	11.50	2.99	3.85	8.5	3.2	3719	B	NO	YES	
35+35+53	35	35	53	—	—	3.43	3.43	5.14	—	—	12.00	3.12	3.85	8.5	3.2	3719	B	NO	YES	
35+35+71	35	35	71	—	—	3.00	3.00	6.00	—	—	12.00	3.12	3.85	8.5	3.2	3719	B	NO	YES	
35+53+53	35	53	53	—	—	3.00	4.50	4.50	—	—	12.00	3.12	3.85	8.5	3.2	3719	B	NO	YES	
35+53+71	35	53	71	—	—	2.67	4.00	5.33	—	—	12.00	3.12	3.85	8.5	3.2	3719	B	NO	YES	
53+53+53	53	53	53	—	—	4.00	4.00	4.00	—	—	12.00	3.09	3.88	8.5	3.2	3719	B	NO	YES	
4 units	20+20+20+20	20	20	20	20	—	2.50	2.50	2.50	2.50	—	10.00	2.56	3.91	8.8	3.4	3624	A	NO	YES
	20+20+20+26	20	20	20	26	—	2.57	2.57	2.57	3.30	—	11.00	2.81	3.91	8.8	3.4	3624	A	NO	YES
	20+20+20+35	20	20	20	35	—	2.50	2.50	2.50	4.29	—	11.80	3.02	3.91	8.8	3.4	3624	A	NO	YES
	20+20+20+53	20	20	20	53	—	2.15	2.15	2.15	5.54	—	12.00	3.07	3.91	8.8	3.4	3624	A	NO	YES
	20+20+20+71	20	20	20	71	—	1.91	1.91	1.91	6.56	—	12.30	3.15	3.91	8.8	3.4	3624	A	NO	YES
	20+20+26+26	20	20	26	26	—	2.63	2.63	3.38	3.38	—	12.00	3.07	3.91	8.8	3.4	3624	A	NO	YES
	20+20+26+35	20	20	26	35	—	2.40	2.40	3.09	4.11	—	12.00	3.07	3.91	8.8	3.4	3624	A	NO	YES
	20+20+26+53	20	20	26	53	—	2.05	2.05	2.63	5.27	—	12.00	3.07	3.91	8.8	3.4	3624	A	NO	YES
	20+20+26+71	20	20	26	71	—	1.83	1.83	2.36	6.28	—	12.30	3.15	3.91	8.8	3.4	3624	A	NO	YES
	20+20+35+35	20	20	35	35	—	2.21	2.21	3.79	3.79	—	12.00	3.07	3.91	8.8	3.4	3624	A	NO	YES
	20+20+35+53	20	20	35	53	—	1.91	1.91	3.27	4.91	—	12.00	3.07	3.91	8.8	3.4	3624	A	NO	YES
	20+20+35+71	20	20	35	71	—	1.72	1.72	2.95	5.90	—	12.30	3.15	3.91	8.8	3.4	3624	A	NO	YES
	20+20+53+53	20	20	53	53	—	1.68	1.68	4.32	4.32	—	12.00	3.07	3.91	8.8	3.4	3624	A	NO	YES
	20+20+53+71	20	20	53	71	—	1.54	1.54	3.95	5.27	—	12.30	3.15	3.91	8.8	3.4	3624	A	NO	YES
	20+26+26+26	20	26	26	26	—	2.47	3.18	3.18	3.18	—	12.00	3.07	3.91	8.8	3.4	3624	A	NO	YES
20+26+26+35	20	26	26	35	—	2.27	2.92	2.92	3.89	—	12.00	3.07	3.91	8.8	3.4	3624	A	NO	YES	



R32 COMBINATIONS

HCKU 1200 Z5 Heating

Comb.	Indoor units	Combination					Rated heating capacity (kW)					Total heating capacity (kW)	Power absorption (kW)	COP (W/W)	Pdesignh	SCOP	Annual consumption (kWh)	Energy class	Tax deductions 65%	Thermal account 2.0
		Unit A	Unit B	Unit C	Unit D	Unit E	Unit A	Unit B	Unit C	Unit D	Unit E									
4 units	20+26+26+53	20	26	26	53	—	1.95	2.51	2.51	5.02	—	12.00	3.07	3.91	8.8	3.4	3624	A	NO	YES
	20+26+26+71	20	26	26	71	—	1.76	2.26	2.26	6.02	—	12.30	3.15	3.91	8.8	3.4	3624	A	NO	YES
	20+26+35+35	20	26	35	35	—	2.10	2.70	3.60	3.60	—	12.00	3.07	3.91	8.8	3.4	3624	A	NO	YES
	20+26+35+53	20	26	35	53	—	1.83	2.35	3.13	4.70	—	12.00	3.07	3.91	8.8	3.4	3624	A	NO	YES
	20+26+35+71	20	26	35	71	—	1.66	2.13	2.84	5.68	—	12.30	3.15	3.91	8.8	3.4	3624	A	NO	YES
	20+26+53+53	20	26	53	53	—	1.62	2.08	4.15	4.15	—	12.00	3.07	3.91	8.8	3.4	3624	A	NO	YES
	20+26+53+71	20	26	53	71	—	1.48	1.91	1.91	5.09	—	12.30	3.15	3.91	8.8	3.4	3624	A	NO	YES
	20+35+35+35	20	35	35	35	—	1.95	3.35	3.35	3.35	—	12.00	3.07	3.91	8.8	3.4	3624	A	NO	YES
	20+35+35+53	20	35	35	53	—	1.71	2.94	2.94	4.41	—	12.00	3.07	3.91	8.8	3.4	3624	A	NO	YES
	20+35+53+53	20	35	53	53	—	1.57	2.68	2.68	5.37	—	12.30	3.15	3.91	8.8	3.4	3624	A	NO	YES
	20+35+53+71	20	35	53	71	—	1.53	2.62	3.93	3.93	—	12.00	3.07	3.91	8.8	3.4	3624	A	NO	YES
	26+26+26+26	26	26	26	26	—	3.00	3.00	3.00	3.00	—	12.00	3.07	3.91	8.8	3.4	3624	A	NO	YES
	26+26+26+35	26	26	26	35	—	2.77	2.77	2.77	3.69	—	12.00	3.07	3.91	8.8	3.4	3624	A	NO	YES
	26+26+26+53	26	26	26	53	—	2.40	2.40	2.40	4.80	—	12.00	3.07	3.91	8.8	3.4	3624	A	NO	YES
	26+26+26+71	26	26	26	71	—	2.17	2.17	2.17	5.79	—	12.30	3.15	3.91	8.8	3.4	3624	A	NO	YES
	26+26+35+35	26	26	35	35	—	2.57	2.57	3.43	3.43	—	12.00	3.07	3.91	8.8	3.4	3624	A	NO	YES
	26+26+35+53	26	26	35	53	—	2.25	2.25	3.00	4.50	—	12.00	3.07	3.91	8.8	3.4	3624	A	NO	YES
	26+26+35+71	26	26	35	71	—	2.05	2.05	2.73	5.47	—	12.30	3.15	3.91	8.8	3.4	3624	A	NO	YES
	26+26+53+53	26	26	53	53	—	2.00	2.00	4.00	4.00	—	12.00	3.07	3.91	8.8	3.4	3624	A	NO	YES
	26+26+53+71	26	26	53	71	—	1.89	2.53	3.79	3.79	—	12.00	3.07	3.91	8.8	3.4	3624	A	NO	YES
26+35+35+35	26	35	35	35	—	2.12	2.82	2.82	4.24	—	12.00	3.07	3.91	8.8	3.4	3624	A	NO	YES	
26+35+35+53	26	35	35	53	—	1.94	2.59	2.59	5.18	—	12.30	3.15	3.91	8.8	3.4	3624	A	NO	YES	
26+35+35+71	26	35	35	71	—	1.94	2.59	2.59	5.18	—	12.30	3.15	3.91	8.8	3.4	3624	A	NO	YES	
26+35+53+53	26	35	53	53	—	1.89	2.53	3.79	3.79	—	12.00	3.07	3.91	8.8	3.4	3624	A	NO	YES	
26+35+53+71	26	35	53	71	—	1.89	2.53	3.79	3.79	—	12.00	3.07	3.91	8.8	3.4	3624	A	NO	YES	
35+35+35+35	35	35	35	35	—	3.00	3.00	3.00	3.00	—	12.00	3.07	3.91	8.8	3.4	3624	A	NO	YES	
35+35+35+53	35	35	35	53	—	2.67	2.67	2.67	4.00	—	12.00	3.07	3.91	8.8	3.4	3624	A	NO	YES	
5 units	20+20+20+20+20	20	20	20	20	20	2.46	2.46	2.46	2.46	2.46	12.30	3.11	3.95	9.2	3.5	3680	A	NO	YES
	20+20+20+20+26	20	20	20	20	26	2.33	2.33	2.33	2.33	2.99	12.30	3.11	3.95	9.2	3.5	3680	A	NO	YES
	20+20+20+20+35	20	20	20	20	35	2.15	2.15	2.15	2.15	3.69	12.30	3.11	3.95	9.2	3.5	3680	A	NO	YES
	20+20+20+20+53	20	20	20	20	53	1.87	1.87	1.87	1.87	4.81	12.30	3.10	3.97	9.2	3.5	3680	A	NO	YES
	20+20+20+20+71	20	20	20	20	71	1.66	1.66	1.66	1.66	5.68	12.30	3.08	4.00	9.2	3.5	3680	A	NO	YES
	20+20+20+26+26	20	20	20	26	26	2.21	2.21	2.21	2.84	2.84	12.30	3.11	3.95	9.2	3.5	3680	A	NO	YES
	20+20+20+26+35	20	20	20	26	35	2.05	2.05	2.05	2.64	3.51	12.30	3.11	3.95	9.2	3.5	3680	A	NO	YES
	20+20+20+26+53	20	20	20	26	53	1.79	1.79	1.79	2.31	4.61	12.30	3.08	4.00	9.2	3.5	3680	A	NO	YES
	20+20+20+26+71	20	20	20	26	71	1.59	1.59	1.59	2.05	5.47	12.30	3.08	4.00	9.2	3.5	3680	A	NO	YES
	20+20+20+35+35	20	20	20	35	35	1.91	1.91	1.91	3.28	3.28	12.30	3.11	3.95	9.2	3.5	3680	A	NO	YES
	20+20+20+35+53	20	20	20	35	53	1.69	1.69	1.69	2.89	4.34	12.30	3.08	4.00	9.2	3.5	3680	A	NO	YES
	20+20+20+35+71	20	20	20	35	71	1.51	1.51	1.51	2.59	5.18	12.30	3.08	4.00	9.2	3.5	3680	A	NO	YES
	20+20+20+53+53	20	20	20	53	53	1.51	1.51	1.51	3.88	3.88	12.30	3.08	4.00	9.2	3.5	3680	A	NO	YES
	20+20+26+26+26	20	20	26	26	26	2.10	2.10	2.70	2.70	2.70	12.30	3.11	3.95	9.2	3.5	3680	A	NO	YES
	20+20+26+26+35	20	20	26	26	35	1.96	1.96	2.52	2.52	3.35	12.30	3.11	3.95	9.2	3.5	3680	A	NO	YES
	20+20+26+26+53	20	20	26	26	53	1.72	1.72	2.21	2.21	4.43	12.30	3.08	4.00	9.2	3.5	3680	A	NO	YES
	20+20+26+26+71	20	20	26	26	71	1.54	1.54	1.98	1.98	5.27	12.30	3.08	4.00	9.2	3.5	3680	A	NO	YES
	20+20+26+35+35	20	20	26	35	35	1.83	1.83	2.36	3.14	3.14	12.30	3.10	3.97	9.2	3.5	3680	A	NO	YES
	20+20+26+35+53	20	20	26	35	53	1.62	1.62	2.09	2.78	4.18	12.30	3.10	3.97	9.2	3.5	3680	A	NO	YES
	20+20+26+53+53	20	20	26	53	53	1.46	1.46	1.88	3.75	3.75	12.30	3.08	4.00	9.2	3.5	3680	A	NO	YES
	20+20+35+35+35	20	20	35	35	35	1.72	1.72	2.95	2.95	2.95	12.30	3.10	3.97	9.2	3.5	3680	A	NO	YES
	20+20+35+35+53	20	20	35	35	53	1.54	1.54	2.64	2.64	3.95	12.30	3.08	4.00	9.2	3.5	3680	A	NO	YES
	20+26+26+26+26	20	26	26	26	26	2.00	2.57	2.57	2.57	2.57	12.30	3.11	3.95	9.2	3.5	3680	A	NO	YES
	20+26+26+26+35	20	26	26	26	35	1.87	2.41	2.41	2.41	3.21	12.30	3.10	3.97	9.2	3.5	3680	A	NO	YES
	20+26+26+26+53	20	26	26	26	53	1.66	2.13	2.13	2.13	4.26	12.30	3.08	4.00	9.2	3.5	3680	A	NO	YES
	20+26+26+26+71	20	26	26	26	71	1.48	1.91	1.91	1.91	5.09	12.30	3.08	4.00	9.2	3.5	3680	A	NO	YES
	20+26+26+35+35	20	26	26	35	35	1.76	2.26	2.26	3.01	3.01	12.30	3.10	3.97	9.2	3.5	3680	A	NO	YES
	20+26+26+35+53	20	26	26	35	53	1.57	2.01	2.01	2.68	4.03	12.30	3.08	4.00	9.2	3.5	3680	A	NO	YES
20+26+35+35+35	20	26	35	35	35	1.66	2.13	2.84	2.84	2.84	12.30	3.08	4.00	9.2	3.5	3680	A	NO	YES	
20+26+35+35+53	20	26	35	35	53	1.48	1.91	2.54	2.54	3.82	12.30	3.08	4.00	9.2	3.5	3680	A	NO	YES	

RESIDENTIAL AND COMMERCIAL R32

.....

R32 COMBINATIONS

HCKU 1200 Z5 Heating

Comb.	Indoor units	Combination					Rated heating capacity (kW)					Total heating capacity (kW) std.	Power absorption (kW) std.	COP (W/W) std.	Pdesignh	SCOP	Annual consumption (kWh)	Energy class	Tax deductions 65%	Thermal account 2.0
		Unit A	Unit B	Unit C	Unit D	Unit E	Unit A	Unit B	Unit C	Unit D	Unit E									
5 units	20+35+35+35+35	20	35	35	35	35	1.57	2.68	2.68	2.68	2.68	12.30	3.08	4.00	9.2	3.5	3680	A	NO	YES
	26+26+26+26+26	26	26	26	26	26	2.46	2.46	2.46	2.46	2.46	12.30	3.10	3.97	9.2	3.5	3680	A	NO	YES
	26+26+26+26+35	26	26	26	26	35	2.31	2.31	2.31	2.31	3.08	12.30	3.10	3.97	9.2	3.5	3680	A	NO	YES
	26+26+26+26+53	26	26	26	26	53	2.05	2.05	2.05	2.05	4.10	12.30	3.08	4.00	9.2	3.5	3680	A	NO	YES
	26+26+26+35+35	26	26	26	35	35	2.17	2.17	2.17	2.89	2.89	12.30	3.08	4.00	9.2	3.5	3680	A	NO	YES
	26+26+26+35+53	26	26	26	35	53	1.94	1.94	1.94	2.59	3.88	12.30	3.08	4.00	9.2	3.5	3680	A	NO	YES
	26+26+35+35+35	26	26	35	35	35	2.05	2.05	2.73	2.73	2.73	12.30	3.08	4.00	9.2	3.5	3680	A	NO	YES
26+35+35+35+35	26	35	35	35	35	1.94	2.59	2.59	2.59	2.59	12.30	3.08	4.00	9.2	3.5	3680	A	NO	YES	



RESIDENTIAL AND COMMERCIAL R410A





THE PERFECT SYNTHESIS BETWEEN DESIGN, PERFORMANCE AND RESPECT FOR THE ENVIRONMENT



Hokkaido looks to the future with its line of air conditioners with functional, versatile aesthetics: **V-DESIGN DC INVERTER** models are for anyone who is looking for an innovative and attractive design, while **ACTIVE DC INVERTER** models combine tradition and technology to guarantee maximum comfort.

The range includes other types of indoor units such as **console, cassette, ductable** and **floor/ceiling**.

All models are designed with special attention to detail and with the full force of cutting-edge technology that greatly improves product performance.

RESIDENTIAL AND COMMERCIAL R410A



Line up	50
MONOSPLIT	
V-Design Wall	52
ACTIVE Line Wall	54
Console	56
Compact Cassette	57
Slim Cassette	58
Medium head ducted	59
Floor/ceiling	61
TWIN combinations	62
MULTISPLIT	
Outdoor units	64
Indoor units	65
COMBINATIONS	68

RESIDENTIAL AND COMMERCIAL R410A - LINE UP

.....

MONOSPLIT

	kW	2.60	3.50	5.30	7.10	10.80	14.00	16.00
V-DESIGN DC INVERTER								
Wall		HKEU XAL-2*	HKEU XAL-2*					
ACTIVE LINE DC INVERTER								
Wall		HKEU XAL-1*	HKEU XAL-1*					
COMMERCIAL								
Console			HFIU ZAL*					
Compact Cassette			HTFU ZAL	HTFU ZAL				
Slim Cassette 84x84					HTBI ZA	HTBI ZA	HTBI ZA	HTBI ZA
Ducted medium head Pa			HUCI ZA	HUCI ZA	HUCI ZA	HUCI ZA	HUCI ZA	HUCI ZA
Floor/ceiling				HSFU ZAL	HSFI ZA1	HSFI ZA1	HSFI ZA1	HSFI ZA1












* Can also be installed in multisplit version.

Performance and consumption are based on the following test conditions. O.T. heating 7° C DB, 6° C WB and - I.T. 20° C DB. Cooling: O.T. 35° C DB, 24° C WB - I.T. 27° C DB, 19° C WB (ISO T1).

RESIDENTIAL AND COMMERCIAL R410A - LINE UP

.....

MULTISPLIT

kW		5.20	6.10	8.00	8.20	11.05	12.30
Number of connectable I.U.		2	3	3	4	4	5
							
		HCKU 531 X2	HCKU 601 X3	HCKU 761 X3	HCKU 811 X4	HCKU 1061 X4	HCKU 1201 X5
	HKEU 262 XAL-2	•	•	•	•	•	•
	HKEU 352 XAL-2	•	•	•	•	•	•
	HKEU 263 XAL-1	•	•	•	•	•	•
	HKEU 353 XAL-1	•	•	•	•	•	•
	HKEU 533 XAL-1	•	•	•	•	•	•
	HKEU 713 XAL-1				•	•	•
	HFIU 350 ZAL	•	•	•	•	•	•

Performance and consumption are based on the following test conditions. O.T. heating 7° C DB, 6° C WB and - I.T. 20° C DB. Cooling: O.T. 35° C DB, 24° C WB - I.T. 27° C DB, 19° C WB (ISO T1).




V-DESIGN DC INVERTER

Clean air, design, high performance




Turbo function

In both cooling and heating modes, Turbo function allows the user to quickly reach desired temperature to quickly cool or heat rooms.




High density filter

These remove dust and pollen by up to 80%, improving room air quality.



Light effects

The V-DESIGN colour display allows for at-a-glance understanding of which operating mode is activated on the unit (blue light for cooling, orange light for heating).



Storing air flow louvre position

When the V-Design is switched back on, this function allows the horizontal deflector to maintain the same angle tilt used and stored during the last machine use.



Auto-brightness

When the room light is off, the display goes dark slowly after 5s, the fan speed is reduced and the buzzer goes into silent mode. When the room is back to light, these functions resume automatically according to normal operation.



Wi-Fi

Wi-Fi control

Conveniently control air conditioners via smartphone. HKM-Wi-Fi is a simple, intuitive app that allows users to control air conditioning wherever you are. Available for iOS and Android.



Simplicity of installation

The condensate drain pipe is characterised by flexibility and the possibility of two applications (right and left). The new layout of the indoor unit mounting brackets makes wall application more secure.



Simplicity of maintenance

V DESIGN wall unit design facilitates all maintenance, disassembly and cleaning operations.

RESIDENTIAL AND COMMERCIAL R410A

.....

V-DESIGN DC INVERTER

Wall HKEU 262-352 XAL-2 Dark silver



Standard remote control with built-in temperature sensor (Follow me function)

Characteristics

2.64~3.52 kW | 2 available power levels

A++/A+ | Seasonal energy efficiency class in cooling/heating mode

7.4/4.1 (2.64 kW) | SEER/SCOP values

-15~50°C | **-20~30°C** | Operating range in cooling and heating

20 dB(A) (2.64 kW) | Extremely quiet

21 dB(A) (3.52 kW) | Extremely quiet

182 mm deep | Compact dimensions

Installation flexibility | Up to 25 m splitting length and 10 m height difference between O.U. and I.U.

Tax deductions and **Thermal account** | Tax benefits



Indoor unit model		HKEU 262 XAL-2		HKEU 352 XAL-2	
Outdoor unit model		HCNI 260 XA-1		HCNI 352 XA	
Type		DC-Inverter heat pump			
Control (included)		Remote control			
Rated capacity (T=35°C)	Cooling	kW	2.64 (1.23~3.30)	3.52 (1.33~4.47)	
Rated absorbed power (T=35°C)		kW	0.71 (0.10~1.26)	1.07 (0.10~1.71)	
Rated energy efficiency coefficient		EER ³	3.71	3.29	
Seasonal energy efficiency class		626/2011 ¹	A++	A++	
Seasonal energy efficiency index		SEER ²	7.4	6.9	
Annual energy consumption		kWh/a	123	178	
Theoretical load (Pdesignc)	Heating	kW	2.6	3.5	
Rated capacity (T=7°C)		kW	2.95 (0.85~3.72)	4.16 (1.04~4.88)	
Rated absorbed power (T=7°C)		kW	0.76 (0.13~1.32)	1.10 (0.16~1.73)	
Rated energy performance coefficient		COP ³	3.88	3.78	
Energy efficiency class (average season)		626/2011 ¹	A+	A+	
Seasonal energy efficiency class index (average season)		SCOP ²	4.1	4.1	
Annual energy consumption	kWh/a	785	922		
Theoretical load (Pdesignh) @-10°C	kW	2.3	2.7		
Operating limits (outside temp.)	Cooling	°C	-15~50		
	Heating	°C	-20~30		
Electrical data					
Power	Outdoor unit	Ph-V-Hz	1Ph - 220/240V - 50Hz		
Power cable		Type	3 x 1.5 mm ²		3 x 2.5 mm ²
Connection wires between I.U. and O.U.		no.	5 x 1.5 mm ²		5 x 2.5 mm ²
Rated absorbed current (min~max)	Cooling	A	3.10 (0.40~5.50)		4.80 (0.40~7.40)
	Heating	A	3.40 (0.50~5.70)		4.90 (0.70~7.50)
Maximum current		A	9.5		10
Maximum absorbed power		kW	2.1		2.2
Refrigerant circuit					
Refrigerant (GWP) ⁴			R410A (2088)		R410A (2088)
Quantity refrigerant pre-load		Kg	0.80		0.95
Tons of CO2 equivalent		t	1.670		1.983
Diameter of refrigerant piping on liquid/gas		mm (inches)	ø6.35(1/4") - ø9.52(3/8")		ø6.35(1/4") - ø9.52(3/8")
Max splitting length		m	25		25
Max height difference I.U./O.U.		m	10		10
Splitting length without additional load		m	5		5
Additional load		g/m	15		15
Indoor unit specifications					
Dimensions	LxDxH	mm	897x182x312		897x182x312
Net weight		Kg	9.5		9.9
Sound pressure level (I.U.)	Hi/Mi/Lo/Ulo	dB(A)	35/26/21/20		36/29/22/21
Sound power level (I.U.)	Hi	dB(A)	51		49
Handled air volume	Hi/Mi/Lo	m ³ /h	400/300/240		500/270/350
Motor power (Output)		W	20		20
Specifications of outdoor units					
Dimensions	LxDxH	mm	770x300x555		800x333x555
Net weight		Kg	26.6		29.1
Sound pressure level (O.U.)		dB(A)	55.5		56
Sound power level (O.U.)		dB(A)	61		61
Handled air (Max)		m ³ /h	1900		2000
Motor power (Output)		no. x W	40		40
Optional parts					
Wired remote control			NO		
Centralised control			NO		
Wi-Fi module			HKM-WiFi		

1 EU Delegated Regulation No 626/2011 on the new labelling indicating the energy consumption of air conditioners. 2 EU Regulation No 206/2012 - Value measured according to harmonised standard EN14825. 3 Value measured according to harmonised standard EN14511. 4 Refrigerant leakage contributes to climate change. When released into the atmosphere, refrigerants with a lower global warming potential (GWP) contribute less to global warming than those with a higher GWP. This appliance contains a cooling fluid with a 2088 GWP. If 1 kg of this refrigerant was released into the atmosphere, then the impact on global warming would be 2088 times higher than 1 kg of CO2, for a period of 100 years. In no case should the user try to intervene on the refrigerant circuit or to disassemble the product. If necessary, always contact qualified personnel.



ACTIVE LINE DC INVERTER

Comfort, well-being and air quality



Sleep mode

It allows lowering energy consumption at night. In cooling mode, the system increases the ambient temperature within 2 hours, by 2° C (in heating mode the system lowers the temperature by 2° C). At the end of the 2 hours the fan of the indoor unit works at low speed. The system keeps the room temperature constant for the next 5 hours.



Comfort care

ACTIVE air conditioners are equipped with a device that automatically regulates the temperature and moisture in the room.



Silence mode

This function allows the operating speed of the compressor of the outdoor unit and the fan of the indoor unit to be reduced to a minimum, so as to reduce noise and energy consumption to a minimum.



Refrigerant leak detection

Active only in cooling mode, it allows to identify compressor malfunctions following the refrigerant leak.



Cold currents prevention

Through this function in heating mode, it is possible to avoid the introduction of cold air into the room following the defrost cycles.




Anti-freeze function 8° C

In the event of prolonged absence, a minimum temperature level can be guaranteed inside the rooms. By activating the anti-freeze function, when a temperature lower than 8° C is detected in the room, the system starts until this temperature is reached.



24H timer

This function allows users to select delayed air conditioner on and/or off within 24 hours, either via remote (standard) or via Wi-Fi (optional).



High density filter

ACTIVE is equipped with high-density filters that ensure the removal of pollen and dust up to 80% and prolong the effect without impurities, to always have clean room air.

RESIDENTIAL AND COMMERCIAL R410A

.....

ACTIVE LINE DC INVERTER

Wall HKEU 263-353 XAL-1



- Cold catalyst filter
- Self-cleaning function
- Self-diagnosis function
- High density filter
- Standard remote control with built-in temperature sensor (Follow me function)

Characteristics

2.59~3.33 kW | 2 available power levels

A++/A+ | Seasonal energy efficiency class in cooling/heating mode

6.1/4.0 | SEER/SCOP values

-15~50° C | -15~30° C | Operating range in cooling and heating

22.5 dB(A) (2.59 kW) | Extremely quiet

23 dB(A) (3.33 kW) | Extremely quiet

Compact size | Of the I.U. and O.U.

Installation flexibility | Up to 25 m splitting length and 10 m height difference between O.U. and I.U.



Indoor unit model		HKEU 263 XAL-1		HKEU 353 XAL-1	
Outdoor unit model		HCNI 263 XA		HCNI 353 XA	
Type		DC-Inverter heat pump			
Control (included)		Remote control			
Rated capacity (T=35°C)	Cooling	kW	2.59 (1.02~3.22)	3.33 (1.08~4.10)	
Rated absorbed power (T=35°C)		kW	0.76 (0.10~1.24)	1.24 (0.10~1.58)	
Rated energy efficiency coefficient		EER ³	3.42	2.69	
Seasonal energy efficiency class		626/2011 ¹	A++	A++	
Seasonal energy efficiency index		SEER ²	6.1	6.1	
Annual energy consumption	Heating	kWh/a	143	189	
Theoretical load (Pdesignc)		kW	2.5	3.3	
Rated capacity (T=7°C)		kW	2.98 (0.82~3.37)	3.74 (0.88~4.22)	
Rated absorbed power (T=7°C)		kW	0.79 (0.12~1.20)	1.26 (0.13~1.51)	
Rated energy performance coefficient		COP ³	3.76	2.96	
Energy efficiency class (average season)	626/2011 ¹	A+	A+		
Seasonal energy efficiency class index (average season)	SCOP ²	4.0	4.0		
Annual energy consumption	kWh/a	770	805		
Theoretical load (Pdesignh) @-10° C	kW	2.2	2.3		
Operating limits (outside temp.)	Cooling	°C	-15~50		
	Heating	°C	-15~30		
Electrical data					
Power	Outdoor unit	Ph-V-Hz	1Ph - 220/240V - 50Hz		
Power cable		Type	3 x 2.5 mm ²		
Connection wires between I.U. and O.U.		no.	5 x 1.5 mm ²		
Rated absorbed current (min~max)	Cooling	A	3.10 (0.40~5.40)	5.40 (0.40~6.90)	
	Heating	A	3.20 (0.50~5.20)	5.20 (0.60~6.60)	
Maximum current		A	9.5	10	
Maximum absorbed power		kW	2.1	2.2	
Refrigerant circuit					
Refrigerant (GWP) ⁴			R410A (2088)	R410A (2088)	
Quantity refrigerant pre-load		Kg	0.8	0.8	
Tons of CO2 equivalent		t	1.670	1.670	
Diameter of refrigerant piping on liquid/gas		mm (inches)	ø6.35(1/4") - ø9.52(3/8")	ø6.35(1/4") - ø9.52(3/8")	
Max splitting length		m	25	25	
Max height difference I.U./O.U.		m	10	10	
Splitting length without additional load		m	5	5	
Additional load		g/m	15	15	
Indoor unit specifications					
Dimensions	LxDxH	mm	715x194x285	805x194x285	
Net weight		Kg	7.3	7.8	
Sound pressure level (I.U.)	Hi/Mi/Lo/U/Lo	dB(A)	40/34/29.5/22.5	41/36/28/23	
Sound power level (I.U.)	Hi	dB(A)	53	53	
Handled air volume	Hi/Mi/Lo	m ³ /h	420/320/270	570/470/370	
Motor power (Output)		W	40	40	
Specifications of outdoor units					
Dimensions	LxDxH	mm	770x300x555	770x300x555	
Net weight		Kg	26	26.3	
Sound pressure level (O.U.)		dB(A)	55.5	56	
Sound power level (O.U.)		dB(A)	61	61	
Handled air (Max)		m ³ /h	1800	1800	
Motor power (Output)		no. x W	40	40	
Optional parts					
Wired remote control			NO		
Centralised control			NO		
Wi-Fi module			HKM-WiFi		


1 EU Delegated Regulation No.626/2011 on the new labelling indicating the energy consumption of air conditioners. 2 EU Regulation No.206/2012 - Value measured according to harmonised standard EN14825. 3 Value measured according to harmonised standard EN14511. 4 Refrigerant leakage contributes to climate change. When released into the atmosphere, refrigerants with a lower global warming potential (GWP) contribute less to global warming than those with a higher GWP. This appliance contains a cooling fluid with a 2088 GWP. If 1 kg of this refrigerant was released into the atmosphere, then the impact on global warming would be 2088 times higher than 1 kg of CO2, for a period of 100 years. In no case should the user try to intervene on the refrigerant circuit or to disassemble the product. If necessary, always contact qualified personnel.

RESIDENTIAL AND COMMERCIAL R410A

.....

CONSOLE

HFU 350 ZAL



4 air distribution inlets for increased system energy efficiency



Standard remote control with built-in temperature sensor (Follow me function)

Characteristics

3.52 kW | 1 available power level

A++/A+ | Seasonal energy efficiency classes in cooling/heating mode

6.1/4.0 | SEER/SCOP values

-15~50° C | **-15~24° C** | Operating range in cooling and heating

210 mm deep | Compact size

Double air distribution mode

Anti-formaldehyde filter supplied

Installation flexibility | Up to 25 m splitting length



Indoor unit model			HFIU 350 ZAL
Outdoor unit model			HCKI 351 XA-1
Type			FULL DC-Inverter heat pump
Control (included)			Remote control
Rated capacity (T=35°C)	Cooling	kW	3.52 (0.77~3.81)
Rated absorbed power (T=35°C)		kW	1.21 (0.17~1.84)
Rated energy efficiency coefficient		EER ³	2.91
Seasonal energy efficiency class		626/2011 ¹	A+++
Seasonal energy efficiency index		SEER ²	6.1
Annual energy consumption		kWh/a	201
Theoretical load (Pdesignc)		kW	3.5
Rated capacity (T=7°C)	Heating	kW	3.81 (0.46~4.34)
Rated absorbed power (T=7°C)		kW	1.10 (0.15~1.47)
Rated energy performance coefficient		COP ³	3.46
Energy efficiency class (average season)		626/2011 ¹	A+
Seasonal energy efficiency class index (average season)		SCOP ²	4.0
Annual energy consumption		kWh/a	1015
Theoretical load (Pdesignh) @-10° C		kW	2.9
Operating limits (external temperature)	Cooling	°C	-15~50
	Heating	°C	-15~24
Electrical data			
Power	Outdoor unit	Ph-V-Hz	1-220~240V-50HZ
Power cable		Type	3 x 2.5 mm ²
Connection wires between I.U. and O.U.		no.	4
Rated absorbed current (min~max)	Cooling	A	5.50 (1.40~8.10)
	Heating	A	4.80 (1.20~6.50)
Maximum current		A	9
Maximum absorbed power		kW	1.90
Refrigerant circuit			
Refrigerant (GWP) ⁴			R410A (2088)
Quantity refrigerant pre-load		Kg	1.05
Tons of CO2 equivalent		t	2.192
Diameter of refrigerant piping on liquid/gas		mm (inches)	ø6.35(1/4") - ø9.52(3/8")
Max. splitting length		m	25
Max height difference I.U./O.U.		m	10
Splitting length without additional load		m	5
Additional load		g/m	15
Indoor unit specifications			
Dimensions	LxDxH	mm	700x210x600
Net weight		Kg	14.8
Sound pressure level (I.U.)	Hi/Mi/Lo	dB(A)	43/41.5/35
Sound power level (I.U.)	Hi	dB(A)	58
Handled air volume	Hi/Mi/Lo	m ³ /h	512/480/370
Motor power (Output)		W	67
Outside diameter of condensate drain		mm	ø16
Specifications of outdoor units			
Dimensions	LxDxH	mm	800x333x554
Net weight		Kg	29.9
Sound pressure level (O.U.)		dB(A)	56
Sound power level (O.U.)		dB(A)	62
Handled air (Max)		m ³ /h	2000
Motor power (Output)		W	1 x 63
Optional parts			
Wired remote control			YES
Manual centralized control	Requires NIM-GRH interface		YES
Wi-Fi centralized control			XRV Mobile BMS

1 EU Delegated Regulation No 626/2011 on the new labelling indicating the energy consumption of air conditioners. 2 EU Regulation No 206/2012 - Value measured according to harmonised standard EN14825. 3 Value measured according to harmonised standard EN14511. 4 Refrigerant leakage contributes to climate change. When released into the atmosphere, refrigerants with a lower global warming potential (GWP) contribute less to global warming than those with a higher GWP. This appliance contains a cooling fluid with a 2088 GWP. If 1 kg of this refrigerant was released into the atmosphere, then the impact on global warming would be 2088 times higher than 1 kg of CO2, for a period of 100 years. In no case should the user try to intervene on the refrigerant circuit or to disassemble the product. If necessary, always contact qualified personnel.

RESIDENTIAL AND COMMERCIAL R410A

.....

COMPACT CASSETTE 60x60

HTFU 350-530 ZAL



Standard remote control with built-in temperature sensor (Follow me function)

Characteristics

3.52-5.28 kW | 2 available power levels

A++/A+ | Seasonal energy efficiency classes in cooling/heating mode

6.1/4.0 | SEER/SCOP values

-15-50° C | -15-24° C | Operating range in cooling and heating

260 mm in height | Compact size

TFP 200 IHRS panel with 360° air diffusion

Pre-set for external air inlet

Electrical box inside the unit body

Condensate drain pump with possibility of raising the discharge up to 750 mm from the lower height

Tax deductions and Thermal account | Tax benefits



Indoor unit model		HTFU 350 ZAL		HTFU 530 ZAL	
Outdoor unit model		HCKI 351 XA-1		HCKI 531 XA-1	
Type		FULL DC-Inverter heat pump			
Control (included)		Remote control			
Rated capacity (T=35°C)	Cooling	KW	3.52 (0.62~4.40)	5.28 (0.79~6.15)	
		kW	1.08 (0.21~1.69)	1.82 (0.27~2.27)	
		EER ³	3.26	2.90	
		626/2011 ¹	A++	A++	
		SEER ²	6.1	6.1	
		kWh/a	201	298	
Rated capacity (T=7°C)	Heating	KW	4.10 (0.62~5.13)	5.42 (0.88~6.29)	
		kW	1.06 (0.50~1.83)	1.42 (0.30~2.31)	
		COP ³	3.87	3.82	
		626/2011 ¹	A+	A+	
		SCOP ²	4.0	4.0	
		kWh/a	1190	1610	
Operating limits (external temperature)	Cooling	°C	-15~50	-15~50	
	Heating	°C	-15~24	-15~24	
Electrical data					
Power	Outdoor unit	Ph-V-Hz	1-220~240V-50HZ	1-220~240V-50HZ	
Power cable		Type	3 x 2.5 mm ²	3 x 4.0 mm ²	
Connection wires between I.U. and O.U.		no.	4	4	
Rated absorbed current (min~max)	Cooling	A	4.80 (1.00~7.70)	8.10 (1.20~10.90)	
	Heating	A	4.70 (2.30~8.40)	6.30 (1.40~10.50)	
Maximum current		A	9	13.5	
Maximum absorbed power		kW	1.90	2.95	
Refrigerant circuit					
Refrigerant (GWP) ⁴		R410A (2088)			
Quantity refrigerant pre-load	Kg		1.05	1.35	
Tons of CO2 equivalent	t		2.192	2.819	
Diameter of refrigerant piping on liquid/gas	mm (inches)		ø6.35(1/4") - ø9.52(3/8")	ø6.35(1/4") - ø12.74(1/2")	
Max splitting length	m		25	30	
Max height difference I.U./O.U.	m		10	20	
Splitting length without additional load	m		5	5	
Additional load	g/m		15	15	
Indoor unit specifications					
Dimensions	LxDxH	mm	570x570x260	570x570x260	
Net weight		Kg	16.5	16.2	
Sound pressure level (I.U.)	Hi/Mi/Lo	dB(A)	43/39/35	43/39/36	
Sound power level (I.U.)	Hi	dB(A)	58	57	
Handled air volume	Hi/Mi/Lo	m ³ /h	617/504/416	720/625/540	
Motor power (Output)		W	45	45	
Outside diameter of condensate drain		mm	ø25	ø25	
Specifications of outdoor units					
Dimensions	LxDxH	mm	800x333x554	800x333x554	
Net weight		Kg	29.9	34.5	
Sound pressure level (O.U.)		dB(A)	56	55.5	
Sound power level (O.U.)		dB(A)	62	64	
Handled air (Max)		m ³ /h	2000	2000	
Motor power (Output)		no. x W	1 x 63	1 x 34	
Accessories					
Decorative panel		TFP 200 ZA			
Dimensions	LxDxH	mm	647x647x50		
Net weight		Kg	2.5		
Optional parts					
Wired remote control				YES	
Manual centralized control				YES	
Wi-Fi centralized control				XRV Mobile BMS	

1 EU Delegated Regulation No 626/2011 on the new labelling indicating the energy consumption of air conditioners. 2 EU Regulation No 206/2012 - Value measured according to harmonised standard EN14825. 3 Value measured according to harmonised standard EN14511. 4 Refrigerant leakage contributes to climate change. When released into the atmosphere, refrigerants with a lower global warming potential (GWP) contribute less to global warming than those with a higher GWP. This appliance contains a cooling fluid with a 2088 GWP. If 1 kg of this refrigerant was released into the atmosphere, then the impact on global warming would be 2088 times higher than 1 kg of CO2, for a period of 100 years. In no case should the user try to intervene on the refrigerant circuit or to disassemble the product. If necessary, always contact qualified personnel.

RESIDENTIAL AND COMMERCIAL R410A

.....

SLIM CASSETTE 84x84

HTBI 710-1080-1400-1600 ZA



Standard remote control with built-in temperature sensor (Follow me function)

Characteristics

7.03 kW | 1 single phase power level

10.55~15.53 kW | 3 three-phase power levels

A++/A+ (single phase 7.03 kW | three-phase 10.55 kW)
Seasonal energy efficiency classes in cool./heat.

-15~50° C | **-15~24° C** | Operating range in cooling and heating

Pre-set for external air inlet

Electrical box inside the unit body

Condensate drain pump with possibility of raising the discharge up to 750 mm from the lower height

Installation flexibility | Up to 65 m splitting length and 30 m height difference between O.U. and I.U. (10.55 ~ 15.53 kW)



Indoor unit model		HTBI 710 ZA		HTBI 1080 ZA		HTBI 1400 ZA		HTBI 1600 ZA		
Outdoor unit model		HCKI 711 XA-1		HCSI 1081 XA-1		HCSI 1401 XA-1		HCSI 1601 XA-1		
Type		FULL DC-Inverter heat pump								
Control (included)		Remote control								
Rated capacity (T=35°C)	Cooling	kW	7.03 (1.20~8.21)	10.55 (2.93~12.02)	14.07 (3.99~16.12)	15.53 (4.98~18.46)				
		kW	2.17 (0.40~3.16)	4.06 (0.98~4.62)	5.39 (1.33~6.20)	6.40 (1.66~7.10)				
		EER ³	3.24	2.60	2.61	2.43				
		626/2011 ¹	A++	A++	A+	A+				
		SEER ²	6.1	6.1	5.6	5.6				
		kWh/a	402	602	875	950				
Rated capacity (T=7°C)	Heating	kW	7.62 (1.20~8.65)	11.13 (2.64~13.19)	16.12 (4.19~17.59)	18.17 (5.28~20.51)				
		kW	2.05 (0.40~3.09)	3.09 (0.88~4.69)	5.36 (1.40~6.77)	5.74 (1.76~7.32)				
		COP ³	3.72	3.60	3.01	3.17				
		626/2011 ¹	A+	A+	A+	A+				
		SCOP ²	4.0	4.0	4.0	4.0				
		kWh/a	1820	3535	4025	4025				
Operating limits (external temperature)	Cooling	°C		-15~50						
	Heating	°C		-15~24						
Electrical data										
Power	Outdoor unit	Ph-V-Hz	1-220~240V-50HZ	3-380~415V-50HZ	3-380~415V-50HZ	3-380~415V-50HZ				
Power cable		Type	3 x 4 mm ²	5 x 2.5 mm ²	5 x 2.5 mm ²	5 x 4 mm ²				
Connection wires between I.U. and O.U.		no.	5 (2 of which shielded)							
Rated absorbed current (min~max)	Cooling	A	9.90 (1.80~14.40)	7.00 (1.70~8.00)	9.30 (2.30~10.70)	11.00 (2.90~12.30)				
	Heating	A	8.90 (1.80~14.10)	5.30 (1.50~8.10)	9.20 (2.10~11.70)	9.90 (3.00~12.60)				
Maximum current		A	14.4	10	13	14				
Maximum absorbed power		kW	2.95	5.30	6.10	7.50				
Refrigerant circuit										
Refrigerant (GWP) ⁴		R410A (2088)								
Quantity refrigerant pre-load		Kg	1.95	3.2	4.00	4.3				
Tons of CO2 equivalent		t	4.072	6.682	8.352	8.978				
Diameter of refrigerant piping on liquid/gas		mm (inches)	ø9.52(3/8") - ø15.88(5/8")							
Max. splitting length		m	50	65	65	65				
Max height difference I.U./O.U.		m	25	30	30	30				
Splitting length without additional load		m	5	5	5	5				
Additional load		g/m	30	30	30	30				
Indoor unit specifications										
Dimensions	LxDxH	mm	840x840x245	840x840x245	840x840x287	840x840x287				
Net weight		Kg	23	27.5	29	29.7				
Sound pressure level (I.U.)	Hi/Mi/Lo	dB(A)	47/43/40	52/49/46	52/50/49	53/50.5/48				
Sound power level (I.U.)	Hi	dB(A)	61	62	64	68				
Handled air volume	Hi/Mi/Lo	m ³ /h	1378/1200/1032	1775/1620/1438	1715/1568/1381	1970/1737/1537				
Motor power (Output)		W	141	141	141	232				
Outside diameter of condensate drain		mm	ø32	ø32	ø32	ø32				
Specifications of outdoor units										
Dimensions	LxDxH	mm	845x363x702	946x410x810	952x410x1333	952x410x1333				
Net weight		Kg	49	78.9	108.1	112.8				
Sound pressure level (O.U.)		dB(A)	60.5	62	65	62.5				
Sound power level (O.U.)		dB(A)	65	69	73	75				
Handled air (Max)		m ³ /h	2700	4300	6800	7200				
Motor power (Output)		no. x W	1 x 115	1 x 150	2 x 126	2 x 126				
Accessories										
Decorative panel		TBP 710 ZA								
Dimensions	LxDxH	mm	950x950x55							
Net weight		Kg	5							
Optional parts										
Wired remote control		YES								
Manual centralized control		YES								
Wi-Fi centralized control		XRV Mobile BMS								

1 EU Delegated Regulation No 626/2011 on the new labelling indicating the energy consumption of air conditioners. 2 EU Regulation No 206/2012 - Value measured according to harmonised standard EN14825. 3 Value measured according to harmonised standard EN14511. 4 Refrigerant leakage contributes to climate change. When released into the atmosphere, refrigerants with a lower global warming potential (GWP) contribute less to global warming than those with a higher GWP. This appliance contains a cooling fluid with a 2088 GWP. If 1 kg of this refrigerant was released into the atmosphere, then the impact on global warming would be 2088 times higher than 1 kg of CO₂ for a period of 100 years. In no case should the user try to intervene on the refrigerant circuit or to disassemble the product. If necessary, always contact qualified personnel.

RESIDENTIAL AND COMMERCIAL R410A

.....

DUCTED WITH MEDIUM HEAD

HUCU 350-530 ZAL



Standard remote control with built-in temperature sensor (Follow me function)

Characteristics

3.52-5.28 kW | 2 available power levels

A++/A+ (5.28 kW) | Seasonal energy efficiency classes in cooling/heating mode

-15-50° C | **-15-24° C** | Operating range in cooling and heating

200 mm in height | Compact size (3.52 kW)

Automatic adjustment of the head of the fan at constant flow rate

Flexi air inlet, from the bottom or from the back

Condensate drain pump with possibility of raising the discharge up to 750 mm from the lower height



Indoor unit model			HUCU 350 ZAL	HUCU 530 ZAL
Outdoor unit model			HCKI 351 XA-1	HCKI 531 XA-1
Type			FULL DC-Inverter heat pump	
Control (included)			Remote control	
Rated capacity (T=35°C)	Cooling	kW	3.52 (0.53~3.75)	5.28 (1.23~6.15)
		kW	1.30 (0.16~2.10)	1.64 (0.26~2.12)
		EER ³	2.71	3.22
		626/2011 ¹	A+	A++
		SEER ²	5.6	6.1
		kWh/a	219	304
Rated capacity (T=7°C)	Heating	kW	3.5	5.3
		kW	3.81 (1.00~4.00)	5.86 (1.80~7.03)
		kW	1.20 (0.30~2.10)	1.58 (0.31~2.15)
		COP ³	3.18	3.71
		626/2011 ¹	A+	A+
		SCOP ²	4.0	4.0
Annual energy consumption		kWh/a	910	1505
		kW	2.6	4.3
Theoretical load (Pdesignh) @-10° C	Cooling	°C	-15~50	
	Heating	°C	-15~24	
Electrical data				
Power	Outdoor unit	Ph-V-Hz	1-220~240V-50HZ	
Power cable		Type	3 x 2.5 mm ²	3 x 4 mm ²
Connection wires between I.U. and O.U.		no.	4	4
Rated absorbed current (min~max)	Cooling	A	5.70 (1.30~10.00)	7.20 (1.10~9.20)
	Heating	A	5.50 (1.50~10.00)	7.00 (1.30~9.30)
Maximum current		A	10	13.5
Maximum absorbed power		kW	1.90	2.95
Refrigerant circuit				
Refrigerant (GWP) ⁴			R410A (2088)	
Quantity refrigerant pre-load		Kg	1.05	1.35
Tons of CO2 equivalent		t	2.192	2.819
Diameter of refrigerant piping on liquid/gas		mm (inches)	ø6.35(1/4") - ø9.52(3/8")	ø6.35(1/4") - ø12.74(1/2")
Max. splitting length		m	25	30
Max height difference I.U./O.U.		m	10	20
Splitting length without additional load		m	5	5
Additional load		g/m	15	15
Indoor unit specifications				
Dimensions	LxDxH	mm	700x450x200	880x674x210
Net weight		Kg	18	24.3
Sound pressure level (I.U.)	Hi/Mi/Lo	dB(A)	40/34.5/27.5	42/38/33
Sound power level (I.U.)	Hi	dB(A)	59	60
Handled air volume	Hi/Mi/Lo	m ³ /h	600/480/300	880/650/350
Fan pressure head	Std/Max	Pa	25/60	25/100
Motor power (Output)		W	130	90
Outside diameter of condensate drain		mm	ø25	ø25
Specifications of outdoor units				
Dimensions	LxDxH	mm	800x333x554	800x333x554
Net weight		Kg	29.9	34.5
Sound pressure level (O.U.)		dB(A)	56	55.5
Sound power level (O.U.)		dB(A)	62	64
Handled air (Max)		m ³ /h	2000	2000
Motor power (Output)		no. x W	1 x 63	1 x 34
Optional parts				
Wired remote control			YES	
Manual centralized control			YES	
Wi-Fi centralized control			XRV Mobile BMS	

1 EU Delegated Regulation No 626/2011 on the new labelling indicating the energy consumption of air conditioners. 2 EU Regulation No 206/2012 - Value measured according to harmonised standard EN14825. 3 Value measured according to harmonised standard EN14511. 4 Refrigerant leakage contributes to climate change. When released into the atmosphere, refrigerants with a lower global warming potential (GWP) contribute less to global warming than those with a higher GWP. This appliance contains a cooling fluid with a 2088 GWP. If 1 kg of this refrigerant was released into the atmosphere, then the impact on global warming would be 2088 times higher than 1 kg of CO₂ for a period of 100 years. In no case should the user try to intervene on the refrigerant circuit or to disassemble the product. If necessary, always contact qualified personnel.

RESIDENTIAL AND COMMERCIAL R410A

.....

DUCTED WITH MEDIUM HEAD

HUCI 710-1080-1400-1600 ZA



Standard remote control with built-in temperature sensor (Follow me function)

Characteristics

7.03 kW | 1 single phase power level

10.55-15.20 kW | 3 three-phase power levels

A++/A+ (single phase 7.03 kW | three-phase 10.55 kW)
Seasonal energy efficiency classes in cool./heat.

-15-50° C | **-15-24° C** | Operating range in cooling and heating

160 Pa | Maximum static fan pressure

Automatic adjustment of the head of the fan at constant flow rate

Flexi air inlet, from the bottom or back

Condensate drain pump with possibility of raising the discharge up to 750 mm from the lower height



Indoor unit model		HUCI 710 ZA		HUCI 1080 ZA		HUCI 1400 ZA		HUCI 1600 ZA		
Outdoor unit model		HCKI 711 XA-1		HCSI 1081 XA-1		HCSI 1401 XA-1		HCSI 1601 XA-1		
Type		FULL DC-Inverter heat pump								
Control (included)		Remote control								
Rated capacity (T=+35°C)	Cooling	kW	7.03 (1.99~8.21)	10.55 (2.40~12.01)	14.07 (3.10~16.40)	15.20 (3.40~18.20)				
		kWh/a	402	591	813	956				
		SEER ²	6.1	6.1	5.9	5.6				
		Energy efficiency class (average season)	A++	A++	A+	A+				
		Seasonal energy efficiency class index (average season)	6.1	6.1	5.9	5.6				
		Annual energy consumption	kWh/a	402	591	813	956			
Rated capacity (T=7°C)	Heating	kW	7.62 (2.40~8.65)	11.14 (2.78~13.2)	16.12 (3.50~18.20)	18.17 (4.20~20.50)				
		kWh/a	2030	3675	4025	4235				
		SCOP ²	4.0	4.0	4.0	4.0				
		Energy efficiency class (average season)	A+	A+	A+	A+				
		Seasonal energy efficiency class index (average season)	4.0	4.0	4.0	4.0				
		Annual energy consumption	kWh/a	2030	3675	4025	4235			
Operating limits (external temperature)	Cooling	°C					-15~50			
	Heating	°C					-15~24			
Electrical data										
Power	Outdoor unit	Ph-V-Hz	1-220~240V-50HZ		3-380~415V-50HZ					
Power cable		Type	3 x 4 mm ²		5 x 2.5 mm ²		5 x 2.5 mm ²		5 x 4 mm ²	
Connection wires between I.U. and O.U.		no.	5 (2 of which shielded)							
Rated absorbed current (min~max)	Cooling	A	10.00 (2.00~12.20)	7.50 (1.20~8.00)	8.70 (1.60~10.90)	10.90 (2.00~12.90)				
	Heating	A	8.90 (2.10~12.40)	5.70 (1.20~8.00)	7.50 (1.70~10.70)	8.70 (2.10~13.10)				
Maximum current		A	14	10	13	14				
Maximum absorbed power		kW	2.95	5.30	6.10	7.50				
Refrigerant circuit										
Refrigerant (GWP) ⁴		R410A (2088)								
Quantity refrigerant pre-load		Kg	1.95	3.2	4.00	4.3				
Tons of CO2 equivalent		t	4.072	6.682	8.352	8.978				
Diameter of refrigerant piping on liquid/gas		mm (inches)	ø9.52(3/8") - ø15.88(5/8")							
Max. splitting length		m	50	65	65	65				
Max height difference I.U./O.U.		m	25	30	30	30				
Splitting length without additional load		m	5	5	5	5				
Additional load		g/m	30	30	30	30				
Indoor unit specifications										
Dimensions	LxDxH	mm	1100x774x249	1360x774x249	1200x874x300	1200x874x300				
Net weight		Kg	31.5	40.5	47.6	47.6				
Sound pressure level (I.U.)	Hi/Mi/Lo	dB(A)	44/42/40	47/43/40	50.5/49.5/48	54/52/50.5				
Sound power level (I.U.)	Hi	dB(A)	64	63	70	74				
Handled air volume	Hi/Mi/Lo	m ³ /h	1248/1054/839	1400/1150/750	2400/2040/1680	2600/2210/1820				
Fan pressure head	Std/Max	Pa	25/160	37/160	50/160	50/160				
Motor power (Output)		W	90	250	560	560				
Outside diameter of condensate drain		mm	ø25	ø25	ø25	ø25				
Specifications of outdoor units										
Dimensions	LxDxH	mm	845x363x702	946x410x810	952x410x1333	952x410x1333				
Net weight		Kg	49	78.9	108.1	112.8				
Sound pressure level (O.U.)		dB(A)	60.5	62	65	62.5				
Sound power level (O.U.)		dB(A)	65	69	73	75				
Handled air (Max)		m ³ /h	2700	4300	6800	7200				
Motor power (Output)		no. x W	1 x 115	1 x 150	2 x 126	2 x 126				
Optional parts										
Wired remote control			YES							
Manual centralized control			YES							
Wi-Fi centralized control			XRV Mobile BMS							

1 EU Delegated Regulation No.626/2011 on the new labelling indicating the energy consumption of air conditioners. 2 EU Regulation No.206/2012 - Value measured according to harmonised standard EN14825. 3 Value measured according to harmonised standard EN1451. 4 Refrigerant leakage contributes to climate change. When released into the atmosphere, refrigerants with a lower global warming potential (GWP) contribute less to global warming than those with a higher GWP. This appliance contains a cooling fluid with a 2088 GWP. If 1 kg of this refrigerant was released into the atmosphere, then the impact on global warming would be 2088 times higher than 1 kg of CO2, for a period of 100 years. In no case should the user try to intervene on the refrigerant circuit or to disassemble the product. If necessary, always contact qualified personnel.

RESIDENTIAL AND COMMERCIAL R410A

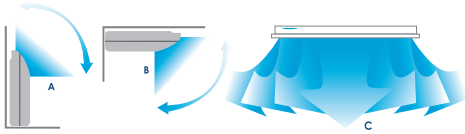
.....

FLOOR/CEILING

HSFU 530 ZAL - HSF1 710-1080-1400-1600 ZA1



Standard remote control with built-in temperature sensor (Follow me function)



Installation flexibility: possibility of installation even in the corners of the ceiling, in the event that it is not possible to install the unit in the centre of the room due to the presence of any obstacles.

Characteristics

5.28-7.03 kW | 2 single phase power levels

10.55-15.82 kW | 3 three-phase power levels

A++/A+ (single phase 5.28-7.03 | three-phase 10.55-15.82 kW) Seasonal energy efficiency classes in cool/heat.

-15-50° C | **-15-24° C** | Operating range in cooling and heating

Terminal for remote on-off control and output for alarm signal in case of malfunction

Turbo function | For heating and cooling the room quickly



Indoor unit model	HSFU 530 ZAL		HSF1 710 ZA1		HSF1 1080 ZA1		HSF1 1400 ZA1		HSF1 1600 ZA1		
Outdoor unit model	HCKI 531 XA-1		HCKI 711 XA-1		HCSI 1081 XA-1		HCSI 1401 XA-1		HCSI 1601 XA-1		
Type	FULL DC-Inverter heat pump										
Control (included)	Remote control										
Cooling	Rated capacity (T=35°C)	KW	5.28 (2.86~5.61)	7.03 (1.20~8.21)	10.55 (2.93~12.02)	14.07 (4.10~16.41)	15.82 (4.98~18.11)				
	Rated absorbed power (T=35°C)	KW	1.63 (0.61~1.80)	2.29 (0.40~3.16)	4.06 (0.98~4.62)	5.19 (1.37~6.31)	6.06 (1.66~6.97)				
	Rated energy efficiency coefficient	EER ³	3.24	3.07	2.60	2.71	2.61				
	Seasonal energy efficiency class	626/2011 ¹	A++	A++	A++	A++	A++				
	Seasonal energy efficiency index	SEER ²	6.1	6.1	6.1	6.1	6.1				
	Annual energy consumption	kWh/a	304	402	602	803	918				
Heating	Theoretical load (Pdesignc)	KW	5.3	7.0	10.5	14.0	16.0				
	Rated capacity (T=7°C)	KW	5.57 (2.40~5.83)	7.62 (1.20~8.65)	11.13 (2.64~13.19)	16.12 (4.40~18.46)	18.17 (5.28~20.51)				
	Rated absorbed power (T=7°C)	KW	1.50 (0.51~1.53)	2.05 (0.40~3.09)	2.99 (0.88~4.69)	4.73 (1.47~6.59)	5.65 (1.76~7.32)				
	Rated energy performance coefficient	COP ³	3.71	3.72	3.72	3.41	3.22				
	Energy efficiency class (average season)	626/2011 ¹	A+	A+	A+	A+	A+				
	Seasonal energy efficiency class index (average season)	SCOP ²	4.0	4.0	4.0	4.0	4.0				
Operating limits (external temperature)	Annual energy consumption	kWh/a	1540	1855	3605	4130	4200				
	Theoretical load (Pdesignh) @-10° C	KW	4.4	5.3	10.3	11.8	12.0				
	Cooling	°C	-15~50	-15~50	-15~50	-15~50	-15~50				
	Heating	°C	-15~24	-15~24	-15~24	-15~24	-15~24				
Electrical data											
Power	Outdoor unit	Ph-V-Hz	1-220~240V-50HZ			3-380~415V-50HZ					
Power cable		Type	3 x 4 mm ²		3 x 4 mm ²		5 x 2.5 mm ²		5 x 2.5 mm ²		
Connection wires between I.U. and O.U.		no.	4		5 (2 of which shielded)						
Rated absorbed current (min~max)	Cooling	A	7.30 (2.80~7.90)	10.40 (1.80~14.40)	7.00 (1.70~8.00)	9.00 (2.40~10.90)	10.50 (2.90~12.00)				
	Heating	A	6.60 (2.40~6.80)	8.90 (1.80~14.10)	5.20 (1.50~8.10)	8.20 (2.50~11.40)	9.70 (3.00~12.60)				
Maximum current		A	13.5	14.4	10	13	14				
Maximum absorbed power		KW	2.95	3.16	5.30	6.59	7.50				
Refrigerant circuit											
Refrigerant (GWP) ⁴	R410A (2088)										
Quantity refrigerant pre-load	Kg	1.35	1.95	3.2	4.00	4.3					
Tons of CO2 equivalent	t	2.819	4.072	6.682	8.352	8.978					
Diameter of refrigerant piping on liquid/gas	mm (inches)	ø6.35(1/4") - ø12.74(1/2")			ø9.52(3/8") - ø15.88(5/8")						
Max. splitting length	m	30	50	65	65	65					
Max height difference I.U./O.U.	m	20	25	30	30	30					
Splitting length without additional load	m	5	5	5	5	5					
Additional load	g/m	15	30	30	30	30					
Indoor unit specifications											
Dimensions	LxDxH	mm	1068x675x235	1068x675x235	1650x675x235	1650x675x235	1650x675x235				
Net weight	Kg	26.8	28	39	41.2	41.4					
Sound pressure level (I.U.)	Hi/Mi/Lo	dB(A)	42/38.5/34.5	50/46/41	51/47/42	54/50/46	54/47/42				
Sound power level (I.U.)	Hi	dB(A)	55	63	63	67	71				
Handled air volume	m ³ /h	880/760/650	1208/1066/853	2160/1844/1431	2329/1930/1417	2454/1834/1426					
Motor power (Output)	no. x W	1 x 96	1 x 100	2 x 96	2 x 96	2 x 90					
Outside diameter of condensate drain	mm	ø25	ø25	ø25	ø25	ø25					
Specifications of outdoor units											
Dimensions	LxDxH	mm	800x333x554	845x363x702	946x410x810	952x410x1333	952x410x1333				
Net weight	Kg	34.5	49	78.9	108.1	112.8					
Sound pressure level (O.U.)	dB(A)	55.5	60.5	62	65	62.5					
Sound power level (O.U.)	dB(A)	64	65	69	73	75					
Handled air (Max)	m ³ /h	2000	2700	4300	6800	7200					
Motor power (Output)	no. x W	1 x 34	1 x 115	1 x 150	2 x 126	2 x 126					
Optional parts											
Wired remote control					YES						
Manual centralized control					YES						
Wi-Fi centralized control					XRV Mobile BMS						

1 EU Delegated Regulation No 626/2011 on the new labelling indicating the energy consumption of air conditioners. 2 EU Regulation No 206/2012 - Value measured according to harmonised standard EN14825. 3 Value measured according to harmonised standard EN14511. 4 Refrigerant leakage contributes to climate change. When released into the atmosphere, refrigerants with a lower global warming potential (GWP) contribute less to global warming than those with a higher GWP. This appliance contains a cooling fluid with a 2088 GWP. If 1 kg of this refrigerant was released into the atmosphere, then the impact on global warming would be 2088 times higher than 1 kg of CO2, for a period of 100 years. In no case should the user try to intervene on the refrigerant circuit or to disassemble the product. If necessary, always contact qualified personnel.

RESIDENTIAL AND COMMERCIAL R410A

•••••

TWIN COMBINATIONS



Indoor unit model			2 x HTBI 710 ZA
Outdoor unit model			HCSI 1401 XA-1
Type			FULL DC-Inverter heat pump
Control (included)			Remote control
Rated capacity (T=35°C)	Cooling	kW	14.07 (3.99~16.12)
Rated absorbed power (T=35°C)		kW	5.39 (1.33~6.20)
Rated energy efficiency coefficient		EER ³	2.61
Seasonal energy efficiency class		626/2011 ¹	A+
Seasonal energy efficiency index		SEER ²	5.6
Annual energy consumption		kWh/a	875
Theoretical load (Pdesignc)	Heating	kW	14.0
Rated capacity (T=7°C)		kW	16.12 (4.19~17.58)
Rated absorbed power (T=7°C)		kW	5.36 (1.40~6.77)
Rated energy performance coefficient		COP ³	3.00
Energy efficiency class (average season)		626/2011 ¹	A+
Seasonal energy efficiency class index (average season)		SCOP ²	4.0
Annual energy consumption	kWh/a	4025	
Theoretical load (Pdesignh) @-10°C	Cooling	kW	11.5
Operating limits (external temperature)		Heating	°C
	Electrical data		
Power	Indoor unit	Ph-V-Hz	1-220~240V-50HZ
	Outdoor unit		3-380~415V-50HZ
Power cable		Type	5 x 2.5 mm ²
Connection wires between each I.U. and O.U.		no.	5 (2 of which shielded)
Rated absorbed current (min~max)	Cooling	A	9.30 (2.30~10.70)
	Heating	A	9.20 (2.10~11.70)
Maximum current		A	13
Maximum absorbed power		kW	6.77
Refrigerant circuit			
Refrigerant (GWP) ⁴			R410A (2088)
Quantity refrigerant pre-load		Kg	4.0
Tons of CO2 equivalent		t	8.352
Diameter of refrigerant piping on liquid/gas	Indoor unit	mm (inches)	ø9.52(3/8") - ø15.88(5/8")
	Outdoor unit		
Max. splitting length		m	65
Max height difference I.U./O.U.		m	30
Splitting length without additional load		m	5
Additional load		g/m	30



Indoor unit model			2 x HUCI 710 ZA
Outdoor unit model			HCSI 1401 XA-1
Type			FULL DC-Inverter heat pump
Control (included)			Remote control
Rated capacity (T=35°C)	Cooling	kW	13.72 (3.08~16.41)
Rated absorbed power (T=35°C)		kW	5.03 (0.88~6.00)
Rated energy efficiency coefficient		EER ³	2.73
Seasonal energy efficiency class		626/2011 ¹	A+
Seasonal energy efficiency index		SEER ²	5.9
Annual energy consumption		kWh/a	813
Theoretical load (Pdesignc)	Heating	kW	13.7
Rated capacity (T=7°C)		kW	16.12 (3.52~18.17)
Rated absorbed power (T=7°C)		kW	4.35 (0.92~5.90)
Rated energy performance coefficient		COP ³	3.71
Energy efficiency class (average season)		626/2011 ¹	A+
Seasonal energy efficiency class index (average season)		SCOP ²	4.0
Annual energy consumption	kWh/a	4025	
Theoretical load (Pdesignh) @-10°C	Cooling	kW	11.5
Operating limits (external temperature)		Heating	°C
	Electrical data		
Power	Indoor unit	Ph-V-Hz	1-220~240V-50HZ
	Outdoor unit		3-380~415V-50HZ
Power cable		Type	5 x 2.5 mm ²
Connection wires between each I.U. and O.U.		no.	5 (2 of which shielded)
Rated absorbed current (min~max)	Cooling	A	8.70 (1.60~10.90)
	Heating	A	7.50 (1.70~10.70)
Maximum current		A	13
Maximum absorbed power		kW	6.10
Refrigerant circuit			
Refrigerant (GWP) ⁴			R410A (2088)
Quantity refrigerant pre-load		Kg	4.0
Tons of CO2 equivalent		t	8.352
Diameter of refrigerant piping on liquid/gas	Indoor unit	mm (inches)	ø9.52(3/8") - ø15.88(5/8")
	Outdoor unit		
Max. splitting length		m	65
Max height difference I.U./O.U.		m	30
Splitting length without additional load		m	5
Additional load		g/m	30

RESIDENTIAL AND COMMERCIAL R410A

.....

TWIN COMBINATIONS



Indoor unit model			HSFI 710 ZA1
Outdoor unit model			HCSI 1401 XA-1
Type			FULL DC-Inverter heat pump
Control (included)			Remote control
Rated capacity (T=35°C)	Cooling	kW	14.07 (4.10~16.41)
Rated absorbed power (T=35°C)		kW	5.19 (1.37~6.31)
Rated energy efficiency coefficient		EER ³	2.71
Seasonal energy efficiency class		626/2011 ¹	A++
Seasonal energy efficiency index		SEER ²	6.1
Annual energy consumption		kWh/a	803
Theoretical load (Pdesignc)	Heating	kW	14.0
Rated capacity (T=7°C)		kW	16.12 (4.40~18.46)
Rated absorbed power (T=7°C)		kW	4.73 (1.47~6.59)
Rated energy performance coefficient		COP ³	3.41
Energy efficiency class (average season)		626/2011 ¹	A+
Seasonal energy efficiency class index (average season)		SCOP ²	4.0
Annual energy consumption	kWh/a	4130	
Theoretical load (Pdesignh) @-10°C		kW	11.8
Operating limits (external temperature)	Cooling	°C	-15~50
	Heating	°C	-15~24
Electrical data			
Power	Indoor unit	Ph-V-Hz	1-220~240V-50HZ
	Outdoor unit		3-380~415V-50HZ
Power cable		Type	5 x 2.5 mm ²
Connection wires between each I.U. and O.U.		no.	5 (2 of which shielded)
Rated absorbed current (min~max)	Cooling	A	9.00 (2.40~10.90)
	Heating	A	8.20 (2.50~11.40)
Maximum current		A	13
Maximum absorbed power		kW	6.59
Refrigerant circuit			
Refrigerant (GWP) ⁴			R410A (2088)
Quantity refrigerant pre-load		Kg	4.0
Tons of CO2 equivalent		t	8.352
Diameter of refrigerant piping on liquid/gas	Indoor unit	mm (inches)	ø9.52(3/8") - ø15.88(5/8")
	Outdoor unit		
Max. splitting length		m	65
Max height difference I.U./O.U.		m	30
Splitting length without additional load		m	5
Additional load		g/m	30

For the specifications of the units, the connectable accessories and the optional parts, refer to the tables of the single models.

1 EU Delegated Regulation No 626/2011 on the new labelling indicating the energy consumption of air conditioners. 2 EU Regulation No 206/2012 - Value measured according to harmonised standard EN14825. 3 Value measured according to harmonised standard EN14511. 4 Refrigerant leakage contributes to climate change. When released into the atmosphere, refrigerants with a lower global warming potential (GWP) contribute less to global warming than those with a higher GWP. This appliance contains a refrigerant with a GWP of 2088. If 1 kg of this refrigerant fluid were released into the atmosphere, therefore, the impact on global warming would be 2088 times higher than 1 kg of CO2, over a period of 100 years. Under no circumstances should the user try to intervene on the refrigerant circuit or disassemble the product. Always contact qualified personnel if necessary.

The indoor units that can be used in twin combinations are the slim cassette, the medium head duct and the floor/ceiling combined with an external 14.00 kW unit.

RESIDENTIAL AND COMMERCIAL R410A

.....

R410A MULTISPLIT

Outdoor unit - Up to 5 connectable indoor units



HCKU 531 X2



HCKU 601 X3
HCKU 761 X3



HCKU 811 X4



HCKU 1061 X4
HCKU 1201 X5

Characteristics

A++/A+ (5.20-8.20 kW) | Energy efficiency class in cooling/heating

Broad operating range in heating mode up to an outdoor temperature of -15° C, in cooling mode up to an outdoor temperature of +50° C

Maximum flexibility and ease of installation guaranteed by long refrigerant pipe length

Model		HCKU 531 X2	HCKU 601 X3	HCKU 761 X3	HCKU 811 X4	HCKU 1061 X4	HCKU 1201 X5	
Type		Outdoor DC-Inverter heat pump unit						
Connectable indoor units (min - max)	no.	1 - 2	2 - 3	2 - 3	2 - 4	2 - 4	2 - 5	
Rated capacity (T=+35°C)	kW	5.20 (2.08~6.29)	6.10 (2.44~7.32)	8.00 (2.77~8.69)	8.20 (3.04~9.93)	11.05 (3.71~13.78)	12.30 (4.18~14.00)	
Rated absorbed power (T=+35°C)	kW	1.79 (0.59~2.16)	1.89 (0.68~2.38)	2.48 (0.76~2.93)	2.47 (0.84~3.09)	3.42 (0.89~4.29)	3.73 (1.01~4.55)	
Rated energy efficiency coefficient	EER ³	2.91	3.23	3.23	3.32	3.23	3.30	
Seasonal energy efficiency class	626/2011 ¹	A++	A++	A++	A++	A++	A++	
Seasonal energy efficiency index	SEER ²	6.2	6.3	6.6	6.8	7.1	7.6	
Annual energy consumption	kWh/a	282	339	403	401	523	566	
Theoretical load (Pdesignc)	kW	5.0	6.1	7.6	7.8	10.6	12.3	
Rated capacity (T=+7°C)	kW	5.50 (2.20~6.66)	6.60 (2.64~7.92)	8.60 (2.87~9.02)	8.80 (3.26~10.65)	11.30 (3.89~13.32)	12.50 (4.18~14.94)	
Rated absorbed power (T=+7°C)	kW	1.48 (0.50~1.85)	1.78 (0.64~2.22)	2.32 (0.70~2.70)	2.34 (0.83~3.05)	3.045 (0.83~3.98)	3.37 (0.91~4.21)	
Rated energy performance coefficient	COP ³	3.72	3.71	3.71	3.76	3.72	3.71	
Energy efficiency class (average season)	626/2011 ¹	A	A	A+	A+	A	A	
Seasonal energy efficiency class index (average season)	SCOP ²	3.8	3.8	4.0	4.0	3.8	3.8	
Annual energy consumption	kWh/a	1695	2034	1995	2415	3426	3537	
Theoretical load (Pdesignh) @-10° C	kW	4.6	5.5	5.7	6.9	9.3	9.6	
Operating limits (external temperature)	Cooling	°C	-15~50	-15~50	-15~50	-15~50	-15~50	
	Heating	°C	-15~24	-15~24	-15~24	-15~24	-15~24	
Electrical data								
Power	Ph-V-Hz	1-220~240V-50HZ	1-220~240V-50HZ	1-220~240V-50HZ	1-220~240V-50HZ	1-220~240V-50HZ	1-220~240V-50HZ	
Power cable	Type	3 x 2.5 mm ²	3 x 4 mm ²	3 x 4 mm ²	3 x 4 mm ²	3 x 6 mm ²	3 x 6 mm ²	
Connection wires between each I.U. and O.U.	no.	4	4	4	4	4	4	
Rated absorbed current (min~max)	Cooling	A	7.60 (2.80~7.00)	8.30 (4.40~7.70)	10.70 (3.30~10.20)	9.90 (5.80~12.10)	16.90 (5.40~15.30)	16.60 (3.00~16.00)
	Heating	A	6.70 (2.30~6.90)	7.80 (3.50~7.10)	9.80 (3.20~9.50)	10.60 (7.20~15.30)	13.00 (5.90~14.60)	14.70 (3.00~15.80)
Maximum current	A	12	15	16	17	21.5	22	
Maximum absorbed power	kW	2.3	2.8	3.3	3.5	4.6	4.7	
Refrigerant circuit								
Refrigerant (GWP) ⁴		R410A (2088)	R410A (2088)	R410A (2088)	R410A (2088)	R410A (2088)	R410A (2088)	
Quantity refrigerant pre-load	Kg	1.7	2.1	2.1	2.4	3.0	3.6	
Tons of CO2 equivalent	t	3.550	4.385	4.385	5.011	6.264	7.517	
Diameter of refrigerant piping on liquid/gas	mm (inches)	2 x ø6.35(1/4") 2 x ø9.52(3/8")	3 x ø6.35(1/4") 3 x ø9.52(3/8")	3 x ø6.35(1/4") 3 x ø9.52(3/8")	4 x ø6.35(1/4") 3 x ø9.52(3/8") + 1 x ø12.74(1/2")	4 x ø6.35(1/4") 3 x ø9.52(3/8") + 1 x ø12.74(1/2")	5 x ø6.35(1/4") 4 x ø9.52(3/8") + 1 x ø12.74(1/2")	
Total splitting length	m	40	60	60	80	80	80	
Max length of a single refrigeration line	m	25	30	30	35	35	35	
Max height difference I.U./O.U.	m	15	15	15	15	15	15	
Max height difference between I.U.	m	10	10	10	10	10	10	
Splitting length without additional load	m	15	22.5	22.5	30	30	37.5	
Additional load	g/m	15	15	15	15	15	15	
Product specifications								
Dimensions	LxDxH	mm	800x333x554	845x363x702	845x363x702	946x410x810	946x410x810	
Net weight	Kg		36.0	47.0	52.7	67.6	76.0	
Sound pressure level	dB(A)		56.5	57.5	59.5	60	63.5	
Sound power level	dB(A)		65	65	69	67	69	
Handled air (Max)	m ³ /h		2100	2700	3500	3800	5500	
Motor power (Input)	W		40	50	50	120	120	

Energy efficiency values refer to the following combinations: HCKU 472 X2 + 2 x HKEU 262 XAL - HCKU 531 X2 + 2 x HKEU 262 XAL - HCKU 601 X3 + 3 x HKEU 262 XAL - HCKU 761 X3 + 3 x HKEU 262 XAL - HCKU 811 X4 + 4 x HKEU 262 XAL - HCKU 1061 X4 + 4 x HKEU 262 XAL - HCKU 1201 X5 + 5 x HKEU 262 XAL.

1 EU Delegated Regulation No 626/2011 on the new labelling indicating the energy consumption of air conditioners. 2 EU Regulation No 206/2012 - Value measured according to harmonised standard EN14825. 3 Value measured according to harmonised standard EN14511. 4 Refrigerant leakage contributes to climate change. When released into the atmosphere, refrigerants with a lower global warming potential (GWP) contribute less to global warming than those with a higher GWP. This appliance contains a refrigerant with a GWP of 2088. If 1 kg of this refrigerant fluid were released into the atmosphere, therefore, the impact on global warming would be 2088 times higher than 1 kg of CO2, over a period of 100 years. Under no circumstances should the user try to intervene on the refrigerant circuit or disassemble the product. Always contact qualified personnel if necessary.

RESIDENTIAL AND COMMERCIAL R410A

.....

V-DESIGN DC INVERTER MULTISPLIT INTERNAL UNITS

Wall HKEU 262-352 XAL-2 Dark silver



Standard remote control
with built-in temperature sensor
(Follow me function)

Model			HKEU 262 XAL-2	HKEU 352 XAL-2
Type			Indoor wall unit	
Control (included)			Remote control	
Rated heating	Cooling	kW	2.64	3.52
	Heating	kW	2.93	3.81
Electrical data				
Power		Ph-V-Hz	-	-
Connection wires between I.U. and O.U.		no.	4	4
Refrigerant circuit				
Diameter of refrigerant piping on liquid/gas		mm (inches)	ø6.35(1/4") - ø9.52(3/8")	ø6.35(1/4") - ø9.52(3/8")
Product specifications				
Dimensions		LxDxH mm	897x182x312	897x182x312
Net weight		Kg	9.5	9.9
Sound pressure level	Hi/Mi/Lo	dB(A)	35/26/21	36/29/22
Sound power level	Hi	dB(A)	51	49
Treated air (High / Med. / Low)		m³/h	400/300/240	500/350/270
Motor power (Output)		W	16	16
Optional parts				
Wi-Fi module			HKM-WiFi	
Wired remote control			NO	
Centralised control			NO	

ACTIVE LINE DC INVERTER MULTISPLIT INTERNAL UNITS

Wall HKEU 263-353-533-713 XAL-1



Standard remote control
with built-in temperature sensor
(Follow me function)

Model			HKEU 263 XAL-1	HKEU 353 XAL-1	HKEU 533 XAL-1	HKEU 713 XAL-1
Type			Indoor wall unit			
Control (included)			Remote control			
Rated heating	Cooling	kW	2.59	3.33	5.37	7.14
	Heating	kW	2.98	3.74	5.52	7.97
Electrical data						
Power		Ph-V-Hz	-	-	-	-
Connection wires between I.U. and O.U.		no.	4	4	4	4
Refrigerant circuit						
Diameter of refrigerant piping on liquid/gas		mm (inches)	ø6.35(1/4") - ø9.52(3/8")	ø6.35(1/4") - ø9.52(3/8")	ø6.35(1/4") - ø12.74(1/2")	ø9.52(3/8") - ø15.88(5/8")
Product specifications						
Dimensions		LxDxH mm	715x194x285	805x194x285	957x213x302	1040x220x327
Net weight		Kg	7.3	7.8	10.5	12
Sound pressure level	Hi/Mi/Lo/ULO	dB(A)	40/34/29.5/22.5	41/36/28/23	42.5/37/33/23.5	45/39/34/25
Sound power level	Hi	dB(A)	53	53	55	59
Treated air (High / Med. / Low)		m³/h	420/320/270	570/470/370	840/680/540	980/800/640
Motor power (Output)		W	16	16	16	16
Optional parts						
Wi-Fi module			HKM-WiFi			
Wired remote control			NO			
Centralised control			NO			

RESIDENTIAL AND COMMERCIAL R410A

.....

MULTISPLIT INTERNAL UNITS

Console HFIU 350 ZAL



Standard remote control
with built-in temperature sensor
(Follow me function)

Model			HFIU 350 ZAL
Type			Indoor console unit
Control (included)			Remote control
Rated heating	Cooling	kW	3.49
	Heating	kW	3.78
Electrical data			
Power		Ph-V-Hz	-
Connection wires between I.U. and O.U.		no.	4
Refrigerant circuit			
Diameter of refrigerant piping on liquid/gas		mm (inches)	ø6.35(1/4") - ø9.52(3/8")
Product specifications			
Dimensions		LxDxH	mm
			700x210x600
Net weight			Kg
			14.8
Sound pressure level	Hi/Mi/Lo		dB(A)
			43/41.5/35
Sound power level	Hi		dB(A)
			58
Treated air (High / Med. / Low)			m ³ /h
			512/480/370
Motor power (Output)			W
			16
Optional parts			
Wired remote control			YES
Manual centralized control		Requires NIM-GRH interface	YES
Wi-Fi centralized control			XRV Mobile BMS





TECHNICAL APPENDIX

.....

R410A combinations

69

RESIDENTIAL AND COMMERCIAL R410A

.....

R410A COMBINATIONS

HCKU 531 X2 Cooling

Combinations	Indoor units	Combination		Rated cooling capacity (kW)		Total Cooling performance (kW) std.	Absorbed power (kW) std.	EER (W/W) Std. power	Pdesignc	SEER	Annual consumption (kWh)	Energy class	Tax deductions 65%	Thermal Account 2.0
		Unit A	Unit B	Unit A	Unit B									
1 units	53	53	—	5.00	—	5.00	1.72	2.91	—	—	—	—	NO	-
2 units	26+26	26	26	2.60	2.60	5.20	1.79	2.91	5.0	6.2	282	A++	NO	-
	26+35	26	35	2.31	3.09	5.40	1.83	2.95	5.2	6.3	289	A++	NO	-
	26+53	26	53	1.80	3.60	5.40	1.77	3.05	5.2	6.3	289	A++	NO	-
	35+35	35	35	2.70	2.70	5.40	1.79	3.01	5.2	6.3	289	A++	NO	-

HCKU 531 X2 Heating

Combinations	Indoor units	Combination		Rated heating capacity (kW)		Total heating capacity (kW) std.	Absorbed power (kW) std.	COP (W/W) Std. power	Pdesignh	SCOP	Annual consumption (kWh)	Energy class	Tax deductions 65%	Thermal Account 2.0
		Unit A	Unit B	Unit A	Unit B									
1 units	53	53	—	5.30	—	5.30	1.43	3.71	—	—	—	—	NO	YES
2 units	26+26	26	26	2.75	2.75	5.50	1.48	3.71	4.6	3.8	1695	A	NO	YES
	26+35	26	35	2.40	3.20	5.60	1.49	3.75	4.6	3.8	1695	A	NO	YES
	26+53	26	53	1.87	3.73	5.60	1.47	3.81	4.6	3.8	1695	A	NO	YES
	35+35	35	35	2.80	2.80	5.60	1.49	3.75	4.6	3.8	1695	A	NO	YES

HCKU 601 X3 Cooling

Combinations	Indoor units	Combination			Rated cooling capacity (kW)			Total cooling capacity (kW) std.	Absorbed power (kW) std.	EER (W/W) Std. power	Pdesignc	SEER	Annual consumption (kWh)	Energy class	Tax deductions 65%	Thermal account 2.0
		Unit A	Unit B	Unit C	Unit A	Unit B	Unit C									
2 units	26+26	26	26	—	2.65	2.65	—	5.30	1.65	3.21	5.3	5.6	331	A+	NO	-
	26+35	26	35	—	2.57	3.43	—	6.00	1.87	3.21	6.0	5.6	375	A+	NO	-
	26+53	26	53	—	2.10	4.20	—	6.30	1.94	3.24	6.1	5.6	381	A+	NO	-
	35+35	35	35	—	3.10	3.10	—	6.20	1.93	3.21	6.0	5.6	375	A++	NO	-
3 units	26+26+26	26	26	26	2.10	2.10	2.10	6.10	1.89	3.23	6.1	6.3	339	A++	YES	-
	26+26+35	26	26	35	1.89	1.89	2.52	6.10	1.89	3.23	6.1	6.3	339	A++	YES	-

HCKU 601 X3 Heating

Combinations	Indoor units	Combination			Rated heating capacity (kW)			Total heating capacity (kW) std.	Absorbed power (kW) std.	COP (W/W) Std. power	Pdesignh	SCOP	Annual consumption (kWh)	Energy class	Tax deductions 65%	Thermal account 2.0
		Unit A	Unit B	Unit C	Unit A	Unit B	Unit C									
2 units	26+26:	26	26	—	2.95	2.95	—	5.90	1.63	3.61	4.8	3.8	1768	A	NO	NO
	26+35:	26	35	—	2.70	3.60	—	6.30	1.75	3.61	5.1	3.8	1886	A	NO	NO
	26+53:	26	53	—	2.10	4.20	—	6.30	1.76	3.58	5.1	3.8	1886	A	NO	NO
	35+35:	35	35	—	3.15	3.15	—	6.30	1.75	3.61	5.1	3.8	1886	A	NO	NO
3 units	26+26+26	26	26	26	2.23	2.23	2.23	6.60	1.78	3.71	5.5	3.8	2026	A	YES	YES
	26+26+35	26	26	35	2.01	2.01	2.68	6.60	1.78	3.71	5.5	3.8	2034	A	YES	YES

HCKU 761 X3 Cooling

Combinations	Indoor units	Combination			Rated cooling capacity (kW)			Total cooling capacity (kW) std.	Absorbed power (kW) std.	EER (W/W) Std. power	Pdesignc	SEER	Annual consumption (kWh)	Energy class	Tax deductions 65%	Thermal account 2.0
		Unit A	Unit B	Unit C	Unit A	Unit B	Unit C									
2 units	26+26	26	26	—	2.65	2.65	—	5.30	1.65	3.21	5.3	6.3	294	A++	NO	-
	26+35	26	35	—	2.57	3.43	—	6.00	1.87	3.21	6.0	6.3	333	A++	NO	-
	26+53	26	53	—	2.27	4.53	—	6.80	2.11	3.23	6.8	6.3	378	A++	NO	-
	35+35	35	35	—	3.15	3.15	—	6.30	1.96	3.21	6.3	6.3	350	A++	NO	-
	35+53	35	53	—	2.72	4.08	—	6.80	2.11	3.23	6.8	6.3	378	A++	NO	-
3 units	26+26+26	26	26	26	2.63	2.63	2.63	8.00	2.48	3.23	7.6	6.6	403	A++	YES	-
	26+26+35	26	26	35	2.37	2.37	3.16	8.00	2.45	3.27	7.6	6.6	403	A++	YES	-
	26+35+35	26	35	35	2.15	2.87	2.87	8.00	2.44	3.28	7.6	6.6	403	A++	YES	-
	35+35+35	35	35	35	2.63	2.63	2.63	8.00	2.44	3.28	7.6	6.6	403	A++	YES	-

RESIDENTIAL AND COMMERCIAL R410A

.....

R410A COMBINATIONS

HCKU 761 X3 Heating

Combinations	Indoor units	Combination			Rated heating capacity (kW)			Total heating capacity (kW)	Absorbed power (kW)	COP (W/W)	Pdesignh	SCOP	Annual consumption (kWh)	Energy class	Tax deductions 65%	Thermal account 2.0
		Unit A	Unit B	Unit C	Unit A	Unit B	Unit C	std.	std.	Std. power						
2 units	26+26	26	26	—	3.00	3.00	—	6.00	1.66	3.61	5.5	3.8	2026	A	NO	NO
	26+35	26	35	—	2.70	3.60	—	6.30	1.75	3.61	5.5	3.8	2026	A	NO	NO
	26+53	26	53	—	2.33	4.67	—	7.00	1.93	3.62	5.5	3.8	2026	A	NO	NO
	35+35	35	35	—	3.25	3.25	—	6.50	1.80	3.61	5.5	3.8	2026	A	NO	NO
	35+53	35	53	—	2.80	4.20	—	7.00	1.93	3.62	5.5	3.8	2026	A	NO	NO
3 units	26+26+26	26	26	26	2.73	2.73	2.73	8.60	2.32	3.71	5.7	4.0	1995	A+	YES	YES
	26+26+35	26	26	35	2.49	2.49	3.32	8.60	2.29	3.75	5.7	4.0	1995	A+	YES	YES
	26+35+35	26	35	35	2.26	3.02	3.02	8.60	2.27	3.78	5.7	4.0	1995	A+	YES	YES
	35+35+35	35	35	35	2.77	2.77	2.77	8.60	2.27	3.78	5.7	4.0	1995	A+	YES	YES

HCKU 811 X4 Cooling

Combinations	Indoor units	Combination				Rated cooling capacity (kW)				Total cooling capacity (kW)	Absorbed power (kW)	EER (W/W)	Pdesignc	SEER	Annual consumption (kWh)	Energy class	Tax deductions 65%	Thermal account 2.0
		Unit A	Unit B	Unit C	Unit D	Unit A	Unit B	Unit C	Unit D	std.	std.	Std. power						
2 units	26+26	26	26	—	—	2.65	2.65	—	—	5.30	1.65	3.21	5.3	6.1	304	A++	NO	-
	26+35	26	35	—	—	2.57	3.43	—	—	6.00	1.87	3.21	6.0	6.1	344	A++	NO	-
	26+53	26	53	—	—	2.43	4.87	—	—	7.30	2.27	3.21	7.3	6.1	419	A++	NO	-
	26+71	26	71	—	—	2.05	5.45	—	—	7.50	2.34	3.21	7.5	6.1	430	A++	NO	-
	35+35	35	35	—	—	3.25	3.25	—	—	6.50	2.02	3.21	6.5	6.1	373	A++	NO	-
	35+53	35	53	—	—	2.92	4.38	—	—	7.30	2.27	3.21	7.3	6.1	419	A++	NO	-
	35+71	35	71	—	—	2.50	5.00	—	—	7.50	2.34	3.21	7.5	6.1	430	A++	NO	-
	53+53	53	53	—	—	3.75	3.75	—	—	7.50	2.34	3.21	7.5	6.1	430	A++	NO	-
3 units	26+26+26	26	26	26	—	2.37	2.37	2.37	—	7.10	2.18	3.25	7.4	6.5	398	A++	YES	-
	26+26+35	26	26	35	—	2.34	2.34	3.12	—	7.80	2.40	3.25	7.4	6.5	398	A++	YES	-
	26+26+53	26	26	53	—	1.95	1.95	3.90	—	7.80	2.40	3.25	7.4	6.5	398	A++	YES	-
	26+35+35	26	35	35	—	2.13	2.84	2.84	—	7.80	2.40	3.25	7.4	6.5	398	A++	YES	-
	26+35+53	26	35	53	—	1.80	2.40	3.60	—	7.80	2.40	3.25	7.4	6.5	398	A++	YES	-
	35+35+35	35	35	35	—	2.60	2.60	2.60	—	7.80	2.40	3.25	7.4	6.5	398	A++	YES	-
4 units	26+26+26+26	26	26	26	26	2.05	2.05	2.05	2.05	8.20	2.47	3.32	7.8	6.8	401	A++	YES	-
	26+26+26+35	26	26	26	35	1.89	1.89	1.89	2.53	8.20	2.47	3.32	7.8	6.8	401	A++	NO	-

HCKU 811 X4 Heating

Combinations	Indoor units	Combination				Rated heating capacity (kW)				Total heating capacity (kW)	Absorbed power (kW)	COP (W/W)	Pdesignh	SCOP	Annual consumption (kWh)	Energy class	Tax deductions 65%	Thermal account 2.0
		Unit A	Unit B	Unit C	Unit D	Unit A	Unit B	Unit C	Unit D	std.	std.	Std. power						
2 units	26+26	26	26	—	—	3.00	3.00	—	—	6.00	1.71	3.50	4.6	3.8	1702	A	NO	NO
	26+35	26	35	—	—	3.00	4.00	—	—	7.00	2.00	3.50	5.4	3.8	1986	A	NO	NO
	26+53	26	53	—	—	2.63	5.27	—	—	7.90	2.26	3.50	6.1	3.8	2241	A	NO	NO
	26+71	26	71	—	—	2.15	5.75	—	—	7.90	2.26	3.50	6.1	3.8	2241	A	NO	NO
	35+35	35	35	—	—	3.75	3.75	—	—	7.50	2.14	3.50	5.8	3.8	2128	A	NO	NO
	35+53	35	53	—	—	3.20	4.80	—	—	8.00	2.29	3.50	6.2	3.8	2269	A	NO	NO
	35+71	35	71	—	—	3.20	4.80	—	—	8.00	2.29	3.50	6.2	3.8	2269	A	NO	NO
	53+53	53	53	—	—	4.00	4.00	—	—	8.00	2.29	3.50	6.2	3.8	2269	A	NO	NO
3 units	26+26+26	26	26	26	—	2.87	2.87	2.87	—	8.60	2.28	3.77	6.8	3.9	2432	A	YES	YES
	26+26+35	26	26	35	—	2.58	2.58	3.44	—	8.60	2.28	3.77	6.8	3.9	2432	A	YES	YES
	26+26+53	26	26	53	—	2.15	2.15	4.30	—	8.60	2.28	3.77	6.8	3.9	2432	A	YES	YES
	26+35+35	26	35	35	—	2.35	3.13	3.13	—	8.60	2.28	3.77	6.8	3.9	2432	A	YES	YES
	26+35+53	26	35	53	—	1.98	2.65	3.97	—	8.60	2.28	3.77	6.8	3.9	2432	A	YES	YES
	35+35+35	35	35	35	—	2.87	2.87	2.87	—	8.60	2.28	3.77	6.8	3.9	2432	A	YES	YES
4 units	26+26+26+26	26	26	26	26	2.23	2.23	2.23	2.23	8.80	2.34	3.76	6.9	4.0	2415	A+	YES	YES
	26+26+26+35	26	26	26	35	2.10	2.10	2.10	2.80	8.80	2.42	3.64	6.9	4.0	2415	A+	NO	NO

RESIDENTIAL AND COMMERCIAL R410A

.....

R410A COMBINATIONS

HCKU 1061 X4 Cooling

Combinations	Indoor Units	Combination				Rated cooling capacity (kW)				Total cooling capacity (kW)	Absorbed power (kW)	EER (W/W)	Pdesignc	SEER	Annual consumption (kWh)	Energy class	Tax deductions 65%	Thermal account 2.0
		Unit A	Unit B	Unit C	Unit D	Unit A	Unit B	Unit C	Unit D									
2 units	26+26	26	26	—	—	2.65	2.65	—	—	5.30	1.65	3.21	5.3	6.8	273	A++	NO	-
	26+35	26	35	—	—	2.57	3.43	—	—	6.00	1.87	3.21	6.0	6.8	309	A++	NO	-
	26+53	26	53	—	—	2.50	5.00	—	—	7.50	2.34	3.21	7.5	6.8	386	A++	NO	-
	26+71	26	71	—	—	2.59	6.91	—	—	9.50	2.96	3.21	9.5	6.8	489	A++	NO	-
	35+35	35	35	—	—	3.50	3.50	—	—	7.00	2.18	3.21	7.0	6.8	360	A++	NO	-
	35+53	35	53	—	—	3.40	5.10	—	—	8.50	2.65	3.21	8.5	6.8	438	A++	NO	-
	35+71	35	71	—	—	3.33	6.67	—	—	10.00	3.12	3.21	10.0	6.8	515	A++	NO	-
3 units	53+53	53	53	—	—	5.00	5.00	—	—	10.00	3.12	3.21	10.0	6.8	515	A++	NO	-
	26+26+26	26	26	26	—	2.50	2.50	2.50	—	7.50	2.34	3.21	7.5	7.2	365	A++	NO	-
	26+26+35	26	26	35	—	2.55	2.55	3.40	—	8.50	2.65	3.21	8.5	7.2	413	A++	NO	-
	26+26+53	26	26	53	—	2.50	2.50	5.00	—	10.00	3.12	3.21	10.0	7.2	486	A++	NO	-
	26+26+71	26	26	71	—	2.14	2.14	5.71	—	10.00	3.12	3.21	10.0	7.2	486	A++	NO	-
	26+35+35	26	35	35	—	2.59	3.45	3.45	—	9.50	2.96	3.21	9.5	7.2	462	A++	NO	-
	26+35+53	26	35	53	—	2.31	3.08	4.62	—	10.00	3.12	3.21	10.0	7.2	486	A++	NO	-
	26+35+71	26	35	71	—	2.00	2.67	5.33	—	10.00	3.12	3.21	10.0	7.2	486	A++	NO	-
	26+53+53	26	53	53	—	2.00	4.00	4.00	—	10.00	3.12	3.21	10.0	7.2	486	A++	NO	-
	35+35+35	35	35	35	—	3.33	3.33	3.33	—	10.00	3.12	3.21	10.0	7.2	486	A++	NO	-
	35+35+53	35	35	53	—	2.86	2.86	4.29	—	10.00	3.12	3.21	10.0	7.2	486	A++	NO	-
35+35+71	35	35	71	—	2.50	2.50	5.00	—	10.00	3.12	3.21	10.0	7.2	486	A++	NO	-	
35+53+53	35	53	53	—	2.50	3.75	3.75	—	10.00	3.12	3.21	10.0	7.2	486	A++	NO	-	
4 units	26+26+26+26	26	26	26	26	2.65	2.65	2.65	2.65	11.05	3.42	3.23	10.6	7.1	523	A++	YES	-
	26+26+26+35	26	26	26	35	2.45	2.45	2.45	3.26	11.05	3.42	3.23	10.6	7.1	523	A++	NO	-
	26+26+26+53	26	26	26	53	2.12	2.12	2.12	4.24	11.05	3.42	3.23	10.6	7.1	523	A++	NO	-
	26+26+35+35	26	26	35	35	2.27	2.27	3.03	3.03	11.05	3.42	3.23	10.6	7.1	523	A++	NO	-
	26+26+35+53	26	26	35	53	1.99	1.99	2.65	3.98	11.05	3.42	3.23	10.6	7.1	523	A++	NO	-
	26+35+35+35	26	35	35	35	2.12	2.83	2.83	2.83	11.05	3.42	3.23	10.6	7.1	523	A++	NO	-
	26+35+35+53	26	35	35	53	1.87	2.49	2.49	3.74	11.05	3.42	3.23	10.6	7.1	523	A++	NO	-
35+35+35+35	35	35	35	35	2.65	2.65	2.65	2.65	11.05	3.42	3.23	10.6	7.1	523	A++	NO	-	

HCKU 1061 X4 Heating

Combinations	Indoor Units	Combination				Rated heating capacity (kW)				Total heating capacity (kW)	Absorbed power (kW)	COP (W/W)	Pdesignh	SCOP	Annual consumption (kWh)	Energy class	Tax deductions 65%	Thermal account 2.0
		Unit A	Unit B	Unit C	Unit D	Unit A	Unit B	Unit C	Unit D									
2 units	26+26	26	26	—	—	3.00	3.00	—	—	6.00	1.65	3.63	6.2	3.5	2480	A	NO	NO
	26+35	26	35	—	—	3.00	4.00	—	—	7.00	1.93	3.63	4.7	3.5	1860	A	NO	NO
	26+53	26	53	—	—	2.93	5.87	—	—	8.80	2.43	3.62	5.4	3.4	2234	A	NO	NO
	26+71	26	71	—	—	2.67	7.13	—	—	9.80	2.71	3.62	4.7	3.4	1915	A	NO	NO
	35+35	35	35	—	—	3.75	3.75	—	—	7.50	2.07	3.62	6.8	3.5	2728	A	NO	NO
	35+53	35	53	—	—	3.76	5.64	—	—	9.40	2.60	3.62	5.8	3.4	2393	A	NO	NO
	35+71	35	71	—	—	3.33	6.67	—	—	10.00	2.76	3.62	4.7	3.4	1915	A	NO	NO
3 units	53+53	53	53	—	—	5.05	5.05	—	—	10.10	2.80	3.61	7.3	3.6	2833	A	NO	NO
	26+26+26	26	26	26	—	3.33	3.33	3.33	—	10.00	2.75	3.63	8.9	3.6	3466	A	NO	NO
	26+26+35	26	26	35	—	3.03	3.03	4.04	—	10.10	2.78	3.63	7.8	3.6	3014	A	NO	NO
	26+26+53	26	26	53	—	2.68	2.68	5.35	—	10.70	2.96	3.61	8.5	3.6	3315	A	NO	NO
	26+26+71	26	26	71	—	2.28	2.28	6.14	—	10.70	2.96	3.61	8.5	3.6	3315	A	NO	NO
	26+35+35	26	35	35	—	2.92	3.89	3.89	—	10.70	2.95	3.63	8.9	3.6	3466	A	NO	NO
	26+35+53	26	35	53	—	2.47	3.29	4.94	—	10.70	2.96	3.62	8.9	3.6	3466	A	NO	NO
	26+35+71	26	35	71	—	2.14	2.85	5.71	—	10.70	2.96	3.62	8.9	3.6	3466	A	NO	NO
	26+53+53	26	53	53	—	2.14	4.28	4.28	—	10.70	2.96	3.61	8.9	3.6	3466	A	NO	NO
	35+35+35	35	35	35	—	3.57	3.57	3.57	—	10.70	2.95	3.63	8.9	3.6	3466	A	NO	NO
	35+35+53	35	35	53	—	3.06	3.06	4.59	—	10.70	2.96	3.61	8.9	3.6	3466	A	NO	NO
35+35+71	35	35	71	—	2.68	2.68	5.35	—	10.70	2.96	3.61	8.9	3.6	3466	A	NO	NO	
35+53+53	35	53	53	—	2.68	4.01	4.01	—	10.70	2.96	3.61	8.9	3.6	3466	A	NO	NO	
4 units	26+26+26+26	26	26	26	26	2.78	2.78	2.78	2.77	11.30	3.04	3.72	9.3	3.8	3426	A	YES	YES
	26+26+26+35	26	26	26	35	2.56	2.56	2.56	3.42	11.30	3.05	3.70	9.3	3.8	3426	A	NO	NO
	26+26+26+53	26	26	26	53	2.22	2.22	2.22	4.44	11.30	3.05	3.70	9.3	3.8	3426	A	NO	NO
	26+26+35+35	26	26	35	35	2.38	2.38	3.17	3.17	11.30	3.05	3.70	9.3	3.8	3426	A	NO	NO
	26+26+35+53	26	26	35	53	2.08	2.08	2.78	4.16	11.30	3.05	3.70	9.3	3.8	3426	A	NO	NO
	26+35+35+35	26	35	35	35	2.22	2.96	2.96	2.96	11.30	3.05	3.70	9.3	3.8	3426	A	NO	NO
	26+35+35+53	26	35	35	53	1.96	2.61	2.61	3.92	11.30	3.05	3.70	9.3	3.8	3426	A	NO	NO
35+35+35+35	35	35	35	35	2.78	2.78	2.78	2.77	11.30	3.05	3.70	9.3	3.8	3426	A	NO	NO	

RESIDENTIAL AND COMMERCIAL R410A

.....

R410A COMBINATIONS

HCKU 1201 X5 Cooling

Comb.	Indoor units	Combination					Rated cooling capacity (kW)					Total cooling capacity (kW)	Absorbed power (kW)	EER (W/W)	Pdesignc	SEER	Annual consumption (kWh)	Energy class	Tax deductions 65%	Thermal account 2.0
		Unit A	Unit B	Unit C	Unit D	Unit E	Unit A	Unit B	Unit C	Unit D	Unit E	std.	std.	Std. power						
2 units	26+26	26	26	—	—	—	2.57	3.43	—	—	—	6.00	1.86	3.23	6.0	6.2	339	A++	NO	-
	26+35	26	35	—	—	—	2.50	5.00	—	—	—	7.50	2.34	3.21	7.5	6.2	423	A++	NO	-
	26+53	26	53	—	—	—	2.65	7.05	—	—	—	9.70	3.02	3.21	9.7	6.2	548	A++	NO	-
	26+71	26	71	—	—	—	3.40	3.50	—	—	—	7.00	2.17	3.23	7.0	6.2	395	A++	NO	-
	35+35	35	35	—	—	—	3.50	5.10	—	—	—	8.50	2.65	3.21	8.5	6.2	480	A++	NO	-
	35+53	35	53	—	—	—	3.33	6.67	—	—	—	10.00	3.12	3.21	10.0	6.2	565	A++	NO	-
	35+71	35	71	—	—	—	5.25	5.25	—	—	—	10.50	3.27	3.21	10.5	6.2	593	A++	NO	-
3 units	26+26+26	26	26	26	—	—	2.67	2.67	2.67	—	—	8.00	2.46	3.25	8.0	6.5	431	A++	NO	-
	26+26+35	26	26	35	—	—	2.70	2.70	3.60	—	—	9.00	2.78	3.24	9.0	6.5	485	A++	NO	-
	26+26+53	26	26	53	—	—	2.63	2.63	5.25	—	—	10.50	3.26	3.22	10.5	6.5	565	A++	NO	-
	26+26+71	26	26	71	—	—	2.46	2.46	6.57	—	—	11.50	3.57	3.22	11.5	6.5	619	A++	NO	-
	26+35+35	26	35	35	—	—	2.45	3.27	3.27	—	—	9.00	2.78	3.24	9.0	6.5	485	A++	NO	-
	26+35+53	26	35	53	—	—	2.54	3.38	5.08	—	—	11.00	3.42	3.22	11.0	6.5	592	A++	NO	-
	26+35+71	26	35	71	—	—	2.30	3.07	6.13	—	—	11.50	3.57	3.22	11.5	6.5	619	A++	NO	-
	26+53+53	26	53	53	—	—	2.40	4.80	4.80	—	—	12.00	3.74	3.21	12.0	6.5	646	A++	NO	-
	35+35+35	35	35	35	—	—	3.17	3.17	3.17	—	—	9.50	2.93	3.24	9.5	6.5	512	A++	NO	-
	35+35+53	35	35	53	—	—	3.29	3.29	4.93	—	—	11.50	3.57	3.22	11.5	6.5	619	A++	NO	-
	35+35+71	35	35	71	—	—	3.00	3.00	6.00	—	—	12.00	3.74	3.21	12.0	6.5	646	A++	NO	-
	35+53+53	35	53	53	—	—	3.00	4.50	4.50	—	—	12.00	3.74	3.21	12.0	6.5	646	A++	NO	-
4 units	26+26+26+26	26	26	26	26	—	2.63	2.63	2.63	2.63	—	10.50	3.25	3.23	10.5	6.8	540	A++	NO	-
	26+26+26+35	26	26	26	35	—	2.65	2.65	2.65	3.54	—	11.50	3.57	3.22	11.5	6.8	592	A++	NO	-
	26+26+26+53	26	26	26	53	—	2.40	2.40	2.40	4.80	—	12.00	3.74	3.21	12.0	6.8	618	A++	NO	-
	26+26+26+71	26	26	26	71	—	2.17	2.17	2.17	5.79	—	12.30	3.83	3.21	12.3	6.8	633	A++	NO	-
	26+26+35+35	26	26	35	35	—	2.46	2.46	3.29	3.29	—	11.50	3.57	3.22	11.5	6.8	592	A++	NO	-
	26+26+35+53	26	26	35	53	—	2.25	2.25	3.00	4.50	—	12.00	3.74	3.21	12.0	6.8	618	A++	NO	-
	26+26+35+71	26	26	35	71	—	2.05	2.05	2.73	5.47	—	12.30	3.83	3.21	12.3	6.8	633	A++	NO	-
	26+26+53+53	26	26	53	53	—	2.05	2.05	4.10	4.10	—	12.30	3.83	3.21	12.3	6.8	633	A++	NO	-
	26+35+35+35	26	35	35	35	—	2.30	3.07	3.07	3.07	—	11.50	3.57	3.22	11.5	6.8	592	A++	NO	-
	26+35+35+53	26	35	35	53	—	2.17	2.89	2.89	4.34	—	12.30	3.83	3.21	12.3	6.8	633	A++	NO	-
	26+35+35+71	26	35	35	71	—	1.94	2.59	2.59	5.18	—	12.30	3.83	3.21	12.3	6.8	633	A++	NO	-
	26+35+53+53	26	35	53	53	—	1.94	2.59	3.88	3.88	—	12.30	3.83	3.21	12.3	6.8	633	A++	NO	-
	35+35+35+35	35	35	35	35	—	2.88	2.88	2.88	2.88	—	11.50	3.57	3.22	11.5	6.8	592	A++	NO	-
35+35+35+53	35	35	35	53	—	2.73	2.73	2.73	4.10	—	12.30	3.83	3.21	12.3	6.8	633	A++	NO	-	
5 units	26+26+26+26+26	26	26	26	26	26	2.46	2.46	2.46	2.46	2.46	12.30	3.73	3.30	12.3	7.6	566	A++	YES	-
	26+26+26+26+35	26	26	26	26	35	2.31	2.31	2.31	2.31	3.08	12.30	3.73	3.30	12.3	7.6	566	A++	YES	-
	26+26+26+26+53	26	26	26	26	53	2.05	2.05	2.05	2.05	4.10	12.30	3.76	3.27	12.3	7.6	566	A++	YES	-
	26+26+26+35+35	26	26	26	35	35	2.17	2.17	2.17	2.89	2.89	12.30	3.75	3.28	12.3	7.6	566	A++	YES	-
	26+26+26+35+53	26	26	26	35	53	1.94	1.94	1.94	2.59	3.88	12.30	3.80	3.23	12.3	7.6	566	A++	YES	-
	26+26+35+35+35	26	26	35	35	35	2.05	2.05	2.73	2.73	2.73	12.30	3.75	3.28	12.3	7.6	566	A++	YES	-
	26+35+35+35+35	26	35	35	35	35	1.94	2.59	2.59	2.59	2.59	12.30	3.76	3.27	12.3	7.6	566	A++	YES	-

RESIDENTIAL AND COMMERCIAL R410A

.....

R410A COMBINATIONS

HCKU 1201 X5 Heating

Comb.	Indoor units	Combination					Rated heating capacity (kW)					Total heating capacity (kW)	Absorbed power (kW)	COP (W/W)	Pdesignc	SCOP	Annual consumption (kWh)	Energy class	Tax deductions 65%	Thermal account 2.0
		Unit A	Unit B	Unit C	Unit D	Unit E	Unit A	Unit B	Unit C	Unit D	Unit E	std.	std.	Std. power						
2 units	26+26	26	26	—	—	—	2.91	3.89	—	—	—	6.80	1.87	3.63	6.8	3.6	2644	A	NO	NO
	26+35	26	35	—	—	—	2.93	5.87	—	—	—	8.80	2.42	3.63	8.8	3.6	3422	A	NO	NO
	26+53	26	53	—	—	—	2.78	7.42	—	—	—	10.20	2.82	3.62	9.0	3.6	3500	A	NO	NO
	26+71	26	71	—	—	—	3.75	3.75	—	—	—	7.50	2.07	3.63	7.3	3.6	2839	A	NO	NO
	35+35	35	35	—	—	—	3.76	5.64	—	—	—	9.40	2.59	3.63	8.8	3.8	3242	A	NO	NO
	35+53	35	53	—	—	—	3.50	7.00	—	—	—	10.50	2.90	3.62	9.3	3.8	3426	A	NO	NO
	35+71	35	71	—	—	—	5.50	5.50	—	—	—	11.00	3.04	3.62	9.3	3.8	3426	A	NO	NO
3 units	53+53	53	53	—	—	—	4.93	6.57	—	—	—	11.50	3.18	3.62	9.5	3.8	3500	A	NO	NO
	26+26+26	26	26	26	—	—	3.33	3.33	3.33	—	—	10.00	2.74	3.65	8.7	3.6	3383	A	NO	NO
	26+26+35	26	26	35	—	—	3.30	3.30	4.40	—	—	11.00	3.01	3.65	8.8	3.6	3422	A	NO	NO
	26+26+53	26	26	53	—	—	2.88	2.88	5.75	—	—	11.50	3.17	3.63	9.3	3.5	3720	A	NO	NO
	26+26+71	26	26	71	—	—	2.57	2.57	6.86	—	—	12.00	3.32	3.61	9.5	3.4	3912	A	NO	NO
	26+35+35	26	35	35	—	—	3.14	4.18	4.18	—	—	11.50	3.16	3.64	9.0	3.4	3706	A	NO	NO
	26+35+53	26	35	53	—	—	2.77	3.69	5.54	—	—	12.00	3.31	3.62	9.3	3.5	3720	A	NO	NO
	26+35+71	26	35	71	—	—	2.40	3.20	6.40	—	—	12.00	3.32	3.61	9.6	3.4	3953	A	NO	NO
	26+53+53	26	53	53	—	—	2.40	4.80	4.80	—	—	12.00	3.32	3.61	9.6	3.5	3840	A	NO	NO
	35+35+35	35	35	35	—	—	3.83	3.83	3.83	—	—	11.50	3.16	3.64	9.3	3.5	3720	A	NO	NO
	35+35+53	35	35	53	—	—	3.43	3.43	5.14	—	—	12.00	3.31	3.62	9.5	3.5	3800	A	NO	NO
	35+35+71	35	35	71	—	—	3.00	3.00	6.00	—	—	12.00	3.32	3.61	9.7	3.4	3994	A	NO	NO
4 units	35+53+53	35	53	53	—	—	3.00	4.50	4.50	—	—	12.00	3.32	3.61	9.7	3.4	3994	A	NO	NO
	35+53+71	35	53	71	—	—	2.67	4.00	5.33	—	—	12.00	3.32	3.61	9.9	3.4	4076	A	NO	NO
	53+53+53	53	53	53	—	—	4.00	4.00	4.00	—	—	12.00	3.32	3.61	9.9	3.5	3960	A	NO	NO
	26+26+26+26	26	26	26	26	—	3.00	3.00	3.00	3.00	—	12.00	3.30	3.64	9.3	3.8	3426	A	NO	NO
	26+26+26+35	26	26	26	35	—	2.77	2.77	2.77	3.69	—	12.00	3.31	3.63	9.4	3.7	3557	A	NO	NO
	26+26+26+53	26	26	26	53	—	2.40	2.40	2.40	4.80	—	12.00	3.32	3.61	9.6	3.6	3733	A	NO	NO
	26+26+26+71	26	26	26	71	—	2.17	2.17	2.17	5.79	—	12.30	3.41	3.61	10.0	3.4	4118	A	NO	NO
	26+26+35+35	26	26	35	35	—	2.57	2.57	3.43	3.43	—	12.00	3.31	3.63	9.5	3.5	3800	A	NO	NO
	26+26+35+53	26	26	35	53	—	2.25	2.25	3.00	4.50	—	12.00	3.32	3.61	9.7	3.5	3880	A	NO	NO
	26+26+35+71	26	26	35	71	—	2.05	2.05	2.73	5.47	—	12.30	3.40	3.62	9.9	3.4	4076	A	NO	NO
	26+26+53+53	26	26	53	53	—	2.00	2.00	4.00	4.00	—	12.00	3.31	3.62	9.9	3.5	3960	A	NO	NO
	26+35+35+35	26	35	35	35	—	2.40	3.20	3.20	3.20	—	12.00	3.31	3.63	9.6	3.6	3733	A	NO	NO
26+35+35+53	26	35	35	53	—	2.12	2.82	2.82	4.24	—	12.00	3.32	3.61	10.0	3.5	4000	A	NO	NO	
26+35+35+71	26	35	35	71	—	1.94	2.59	2.59	5.18	—	12.30	3.40	3.62	11.0	3.4	4529	A	NO	NO	
26+35+53+53	26	35	53	53	—	1.89	2.53	3.79	3.79	—	12.00	3.31	3.62	11.0	3.4	4529	A	NO	NO	
35+35+35+35	35	35	35	35	—	3.00	3.00	3.00	3.00	—	12.00	3.31	3.63	9.7	3.6	3772	A	NO	NO	
35+35+35+53	35	35	35	53	—	2.67	2.67	2.67	4.00	—	12.00	3.32	3.61	9.9	3.5	3960	A	NO	NO	
5 units	26+26+26+26+26	26	26	26	26	26	2.46	2.46	2.46	2.46	2.46	12.50	3.37	3.71	9.6	3.8	3537	A	YES	YES
	26+26+26+26+35	26	26	26	26	35	2.31	2.31	2.31	3.08	—	12.50	3.37	3.71	9.8	3.8	3611	A	YES	YES
	26+26+26+26+53	26	26	26	26	53	2.05	2.05	2.05	4.10	—	12.50	3.28	3.81	9.9	3.5	3960	A	YES	YES
	26+26+26+35+35	26	26	26	35	35	2.17	2.17	2.17	2.89	2.89	12.50	3.32	3.77	10.0	3.6	3889	A	YES	YES
	26+26+26+35+53	26	26	26	35	53	1.94	1.94	1.94	2.59	3.88	12.50	3.28	3.81	11.0	3.5	4400	A	YES	YES
	26+26+35+35+35	26	26	35	35	35	2.05	2.05	2.73	2.73	2.73	12.50	3.32	3.77	10.1	3.6	3928	A	YES	YES
26+35+35+35+35	26	35	35	35	35	1.94	2.59	2.59	2.59	2.59	12.50	3.28	3.81	11.0	3.5	4400	A	YES	YES	



SELECTED LINE





ACCURATE QUESTIONS, TIMELY ANSWERS



Attentive to customer **satisfaction** and ideas, Hokkaido identifies specific needs, responding in turn with dedicated ranges.

The **SELECTED LINE** in fact includes all those products meant to satisfy a series of diversified needs, which are difficult to be filled with products on the other lines.

For those who want to air-condition rooms but do not like outdoor units. For those who want to **dehumidify and cool** spaces but prefer portable solutions.

SELECTED LINE



Air conditioner without outdoor unit	76
Portable	79

SELECTED LINE




AIR-CONDITIONER WITHOUT OUTDOOR UNIT



INSIDE, the Inverter heat pump and on/off without outdoor unit, ideal for historic centres, makes it possible to cool in summer and heat in winter.

In one body: the classic outdoor and indoor unit are joined, normally divided into traditional air conditioners.



HTWIS 2350 X

HTWIS 1650 G



Adjustable air flow

INSIDE is characterised by clean, modern lines, is only 17 cm deep and can be installed both at the bottom and at the top on perimeter walls.

It is possible to adjust the orientation of the air outlet flap with a simple pressure on the appropriate button on the panel, on the machine.



No frost system for harsh winter climates

The condensate collection tray is constantly preheated, thus preventing the phenomenon of water freezing during winter operation.



Easy installation, reduced maintenance

Without an outdoor unit, it can be easily installed on any perimeter wall, even without the presence of a qualified refrigeration installer. Just make two holes of 162 mm in diameter in the wall without stretching the connection channel with outdoor units. If INSIDE should only work in heating mode, it can be installed without a condensate drain hose. In the absence of refrigeration pipes, maintenance is practically non-existent.



Silent operation


And who doesn't appreciate the pleasure of silence?

Thanks to the power adopted, the internal layout and the wise use of soundproofing materials, exceptional levels of silence have been achieved with INSIDE: it is really difficult to distinguish it from a normal split wall appliance. Because real well-being is being able to rest or sleep in a comfortable, noise-free environment.

SELECTED LINE



AIR-CONDITIONER WITHOUT OUTDOOR UNIT



Remote and on-board control

INSIDE is provided as standard with a practical, functional remote control. In addition, the desired settings can also be set on the machine, from a convenient control panel from which the 'heating' function can be deactivated and LOCK activated to lock the keypad.

Ideal for historic centres with retractable outdoor grills

The external tilting grills open only when the machine is in operation; this reduces the entry of dust, noise and pollution, less maintenance, even less visibility to the outside. INSIDE can be installed anywhere. It is an ideal solution for buildings with particular architectural requirements, as the air conditioner can be installed even where city or condominium restrictions prevent the installation of traditional outdoor units. The outer grilles can be painted with the same colour as the façade to almost completely hide its installation.

Model		HTWIS 2350 X		HTWIS 1650 G	
Type		Monobloc double duct DC-Inverter heat pump		Monobloc double duct Heat pump On-Off	
Control		Panel + Remote control			
Rated capacity (T=+35°C)	Cooling	kW	2.35	1.65	
Rated capacity (OverFAN)* (T=+35°C)		kW	3.10	-	
Rated absorbed power		kW	0.730	0.580	
Annual energy consumption		kWh/a	365	290	
Seasonal energy efficiency class		626/2011 ¹	A+	A	
Rated energy efficiency coefficient		EER ²	3.22	2.84	
Rated capacity (T=+7°C)	Heating	kW	2.36	1.70	
Rated capacity (OverFAN)* (T=+7°C)		kW	3.05	-	
Rated absorbed power		kW	0.720	0.545	
Seasonal energy efficiency class (average season)		626/2011 ¹	A	A	
Rated energy efficiency coefficient		COP ²	3.28	3.12	
Operating limit (indoor environment)	Cooling	°C	18~32	18~32	
	Heating	°C	5~25	5~27	
Operating limit (outdoor environment)	Cooling	°C	-5~43	-5~43	
	Heating	°C	-10~18	-10~24	
Dehumidifying capacity		L/h	1.10	0.80	
Sound pressure level (Hi/Lo)		dB(A)	41-27	38-29	
Sound power level		dB(A)	58	53	
Electrical data					
Power		Ph/V/Hz	1 / 220~240 / 50		1 / 220~240 / 50
MAX absorbed current		A	3.4		3.0
Refrigerant circuit					
Refrigerant (GWP) ³			R410A (2088)		R410A (2088)
Quantity		Kg	0.62		0.48
Tons of CO2 equivalent			1.295		1.002
Fans					
Indoor fan speed		No.	3		3
Outdoor fan speed		No.	3		3
Air flow at Max indoor/outdoor speed		m³/h	400/480		360/430
Air flow at Medium indoor/outdoor speed		m³/h	320/390		300/360
Air flow at Minimum indoor/outdoor speed		m³/h	270/340		240/320
Installation					
Wall hole diameter		mm	162		162
Wall hole distance		mm	293		293
Specifications					
Dimensions	L x H x D	mm	1030 x 555 x 170		1030 x 555 x 170
Net weight		kg	41		46
Test conditions		Room temperature		Outdoor temperature	
Cooling checks		DB 27°C - WB 19°C		DB 35°C - WB 24°C	
Heating checks		DB 20°C - WB 15°C		DB 7°C - WB 6°C	

* With DUAL-POWER function on.

1 EU Delegated Regulation No.626/2011 on the new labelling indicating the energy consumption of air conditioners. 2 Value measured according to harmonised standard EN14511. 3 Refrigerant leakage contributes to climate change. When released into the atmosphere, refrigerants with a lower global warming potential (GWP) contribute less to global warming than those with a higher GWP. This appliance contains a refrigerant with a GWP of 2088. If 1 kg of this refrigerant fluid were released into the atmosphere, therefore, the impact on global warming would be 2088 times higher than 1 kg of CO2, over a period of 100 years. Under no circumstances should the user try to intervene on the refrigerant circuit or disassemble the product. Always contact qualified personnel if necessary.



SELECTED LINE



PORTABLE

For cooling, dehumidification, ventilation

HMCM 90 P

NEW

The Hokkaido portable monoblock immediately brings comfort to your home thanks to the better quality of the dehumidified and filtered air.

Very compact design

This portable unit is set apart for its practicality: it operates with a simple electrical connection. What's more, its compact design makes it ideal for even the smallest spaces. It is easy to move in any environment, thanks to the multi-directional wheels and the practical handles on the side.

Condensate management system

- In cooling mode with automatic vaporization: the condensate evaporates to the outside.
- In dehumidification mode with continuous drainage: the appropriate drain pipe is connected to one of the two outlets at the back.

Available functions

- Sleep: gradually increases the set temperature and guarantees reduced noise for greater well-being at night.
- Eco-design: during the stand-by phase, the machine automatically goes into power saving mode, consuming only 0.5 W.
- Auto-restart: if the unit disconnects, the previously set functions are restored.



Characteristics

Compact	On/Off timer to set the power off and on at the desired time
Easy filter cleaning	Sleep function
Double condensate water drain outlet	Auto-swing function
Built-in room temperature sensor	Floater included
Multi-directional wheels	

Model			HMCM 90 P
Power		Ph/V/Hz	1/220-240/50
Rated heating ¹	Cooling	W	2.60
Rated absorbed power ¹		W	1.00
Rated energy efficiency index ¹		W	2.60
Energy efficiency class		-	A
Sound pressure level (Hi-Lo)		dB(A)	51.9-46.9
Sound power level		dB(A)	63
Treated air flow		m ³ /h	295
Refrigerant	Type/qty.	kg	R290/0.17
Global warming potential	GWP	kg CO2 eq.	3
Tons of CO2 equivalent		kg	0.51
Dimensions	LxDxH	mm	355x345x703
Net weight		kg	25.3

1. Value measured according to harmonised standard EN1451: 35° C DB - 28.3° C WB.



PROJECT VRF R410A FULL DC INVERTER

EFFICIENCY AND EASE OF INSTALLATION



Thanks to its continued commitment to technological research and its long experience in the heating/cooling systems market in Italy and Europe, Hokkaido has introduced the PROJECT VRF R410A line, a product that is a candidate for a leading role in the VRF systems market.

Efficiency, reliability and **applicable flexibility** are the quality solutions that the XRV systems offer for the various applicative requirements of installers, designers and final customers.

PROJECT VRF R410A FULL DC INVERTER



Line up	82
XRV PREMIUM MODULAR	
Heat pump - 2 pipes	87
XRV PLUS HEAT RECOVERY	
Heat recovery - 3 pipes	92
XRV PLUS MINI	
Heat pump	96
PREMIUM INTERNAL UNITS	
Serie P	99
ENTHALPY HEAT GENERATOR	105
EEV KIT	106

PROJECT VRF R410A FULL DC INVERTER - LINE UP

.....

XRV MULTI SYSTEM

Outdoor heat pump units - 2 pipes

XRV PREMIUM MODULAR



8-12HP



14-22HP

8HP HCSU 2525 XRV-P	10HP HCSU 2805 XRV-P	12HP HCSU 3355 XRV-P	14HP HCSU 4005 XRV-P
16HP HCSU 4505 XRV-P	18HP HCSU 5005 XRV-P	20HP HCSU 5605 XRV-P	22HP HCSU 6155 XRV-P

COMBINATIONS				
24HP 12 + 12 HCSU 3355 XRV-P HCSU 3355 XRV-P	26HP 10 + 16 HCSU 2805 XRV-P HCSU 4505 XRV-P	28HP 10 + 18 HCSU 2805 XRV-P HCSU 5005 XRV-P	30HP 10 + 20 HCSU 2805 XRV-P HCSU 5605 XRV-P	32HP 10 + 22 HCSU 2805 XRV-P HCSU 6155 XRV-P
34HP 12 + 22 HCSU 3355 XRV-P HCSU 6155 XRV-P	36HP 18 + 18 HCSU 5005 XRV-P HCSU 5005 XRV-P	38HP 16 + 22 HCSU 4505 XRV-P HCSU 6155 XRV-P	40HP 18 + 22 HCSU 5005 XRV-P HCSU 6155 XRV-P	42HP 20 + 22 HCSU 5605 XRV-P HCSU 6155 XRV-P
44HP 22 + 22 HCSU 6155 XRV-P HCSU 6155 XRV-P	46HP 12 + 12 + 22 HCSU 3355 XRV-P HCSU 3355 XRV-P HCSU 6155 XRV-P	48HP 10 + 16 + 22 HCSU 2805 XRV-P HCSU 4505 XRV-P HCSU 6155 XRV-P	50HP 10 + 18 + 22 HCSU 2805 XRV-P HCSU 5005 XRV-P HCSU 6155 XRV-P	52HP 10 + 20 + 22 HCSU 2805 XRV-P HCSU 5605 XRV-P HCSU 6155 XRV-P
54HP 10 + 22 + 22 HCSU 2805 XRV-P HCSU 6155 XRV-P HCSU 6155 XRV-P	56HP 12 + 22 + 22 HCSU 3355 XRV-P HCSU 6155 XRV-P HCSU 6155 XRV-P	58HP 18 + 18 + 22 HCSU 5005 XRV-P HCSU 5005 XRV-P HCSU 6155 XRV-P	60HP 16 + 22 + 22 HCSU 4505 XRV-P HCSU 6155 XRV-P HCSU 6155 XRV-P	62HP 18 + 22 + 22 HCSU 5005 XRV-P HCSU 6155 XRV-P HCSU 6155 XRV-P
64HP 20 + 22 + 22 HCSU 5605 XRV-P HCSU 6155 XRV-P HCSU 6155 XRV-P	66HP 22 + 22 + 22 HCSU 6155 XRV-P HCSU 6155 XRV-P HCSU 6155 XRV-P	68HP 12 + 12 + 22 + 22 HCSU 3355 XRV-P HCSU 3355 XRV-P HCSU 6155 XRV-P HCSU 6155 XRV-P	70HP 10 + 16 + 22 + 22 HCSU 2805 XRV-P HCSU 4505 XRV-P HCSU 6155 XRV-P HCSU 6155 XRV-P	72HP 10 + 18 + 22 + 22 HCSU 2805 XRV-P HCSU 5005 XRV-P HCSU 6155 XRV-P HCSU 6155 XRV-P
74HP 10 + 20 + 22 + 22 HCSU 2805 XRV-P HCSU 5605 XRV-P HCSU 6155 XRV-P HCSU 6155 XRV-P	76HP 10 + 22 + 22 + 22 HCSU 2805 XRV-P HCSU 6155 XRV-P HCSU 6155 XRV-P HCSU 6155 XRV-P	78HP 12 + 22 + 22 + 22 HCSU 3355 XRV-P HCSU 6155 XRV-P HCSU 6155 XRV-P HCSU 6155 XRV-P	80HP 18 + 18 + 22 + 22 HCSU 5005 XRV-P HCSU 5005 XRV-P HCSU 6155 XRV-P HCSU 6155 XRV-P	82HP 16 + 22 + 22 + 22 HCSU 4505 XRV-P HCSU 6155 XRV-P HCSU 6155 XRV-P HCSU 6155 XRV-P
84HP 18 + 22 + 22 + 22 HCSU 5005 XRV-P HCSU 6155 XRV-P HCSU 6155 XRV-P HCSU 6155 XRV-P	86HP 20 + 22 + 22 + 22 HCSU 5605 XRV-P HCSU 6155 XRV-P HCSU 6155 XRV-P HCSU 6155 XRV-P	88HP 22 + 22 + 22 + 22 HCSU 6155 XRV-P HCSU 6155 XRV-P HCSU 6155 XRV-P HCSU 6155 XRV-P		

PROJECT VRF R410A FULL DC INVERTER - LINE UP

.....

XRV MULTI SYSTEM

Outdoor heat recovery units - 3 pipes

XRV PLUS HEAT RECOVERY



8-16HP

8HP	10HP	12HP	14HP	16HP
HCSRU 2524 XRV-1 Plus	HCSRU 2804 XRV-1 Plus	HCSRU 3354 XRV-1 Plus	HCSRU 4004 XRV-1 Plus	HCSRU 4504 XRV-1 Plus

COMBINATIONS				
18HP	20HP	22HP	24HP	26HP
8+10:	10+10:	10+12:	10+14:	10+16:
HCSRU 2524 XRV-1 Plus HCSRU 2804 XRV-1 Plus	HCSRU 2804 XRV-1 Plus HCSRU 2804 XRV-1 Plus	HCSRU 2804 XRV-1 Plus HCSRU 3354 XRV-1 Plus	HCSRU 2804 XRV-1 Plus HCSRU 4004 XRV-1 Plus	HCSRU 2804 XRV-1 Plus HCSRU 4504 XRV-1 Plus
28HP	30HP	32HP	34HP	36HP
14+14:	14+16:	16+16:	10+10+14	10+10+16
HCSRU 4004 XRV-1 Plus HCSRU 4004 XRV-1 Plus	HCSRU 4004 XRV-1 Plus HCSRU 4504 XRV-1 Plus	HCSRU 4504 XRV-1 Plus HCSRU 4504 XRV-1 Plus	HCSRU 2804 XRV-1 Plus HCSRU 2804 XRV-1 Plus HCSRU 4004 XRV-1 Plus	HCSRU 2804 XRV-1 Plus HCSRU 2804 XRV-1 Plus HCSRU 4504 XRV-1 Plus
38HP	40HP	42HP	44HP	46HP
10+12+16	10+14+16	14+14+14	14+14+16	14+16+16
HCSRU 2804 XRV-1 Plus HCSRU 3354 XRV-1 Plus HCSRU 4504 XRV-1 Plus	HCSRU 2804 XRV-1 Plus HCSRU 4004 XRV-1 Plus HCSRU 4504 XRV-1 Plus	HCSRU 4004 XRV-1 Plus HCSRU 4004 XRV-1 Plus HCSRU 4004 XRV-1 Plus	HCSRU 4004 XRV-1 Plus HCSRU 4004 XRV-1 Plus HCSRU 4504 XRV-1 Plus	HCSRU 4004 XRV-1 Plus HCSRU 4504 XRV-1 Plus HCSRU 4504 XRV-1 Plus
48HP	50HP	52HP	54HP	56HP
16+16+16	8+10+16+16	10+10+16+16	10+12+16+16	10+14+16+16
HCSRU 4504 XRV-1 Plus HCSRU 4504 XRV-1 Plus HCSRU 4504 XRV-1 Plus	HCSRU 2524 XRV-1 Plus HCSRU 2804 XRV-1 Plus HCSRU 4504 XRV-1 Plus HCSRU 4504 XRV-1 Plus	HCSRU 2804 XRV-1 Plus HCSRU 2804 XRV-1 Plus HCSRU 4504 XRV-1 Plus HCSRU 4504 XRV-1 Plus	HCSRU 2804 XRV-1 Plus HCSRU 3354 XRV-1 Plus HCSRU 4504 XRV-1 Plus HCSRU 4504 XRV-1 Plus	HCSRU 2804 XRV-1 Plus HCSRU 4004 XRV-1 Plus HCSRU 4504 XRV-1 Plus HCSRU 4504 XRV-1 Plus
58HP	60HP	62HP	64HP	
14+14+14+16	14+14+16+16	14+16+16+16	16+16+16+16	
HCSRU 4004 XRV-1 Plus HCSRU 4004 XRV-1 Plus HCSRU 4004 XRV-1 Plus HCSRU 4504 XRV-1 Plus	HCSRU 4004 XRV-1 Plus HCSRU 4004 XRV-1 Plus HCSRU 4504 XRV-1 Plus HCSRU 4504 XRV-1 Plus	HCSRU 4004 XRV-1 Plus HCSRU 4504 XRV-1 Plus HCSRU 4504 XRV-1 Plus HCSRU 4504 XRV-1 Plus	HCSRU 4504 XRV-1 Plus HCSRU 4504 XRV-1 Plus HCSRU 4504 XRV-1 Plus HCSRU 4504 XRV-1 Plus	

PROJECT VRF R410A FULL DC INVERTER - LINE UP

.....

XRV MULTI SYSTEM Outdoor heat pump units

XRV PLUS MINI



3.75HP

single phase
HCNU 1054 XRV-1 Plus

NEW



5HP

single phase
HCNU 1404 XRV-1 Plus

5HP

three-phase
HCSU 1404 XRV-1 Plus

6HP

three-phase
HCSU 1604 XRV-1 Plus

6.5HP

three-phase
HCSU 1804 XRV-1 Plus



7HP

three-phase
HCYU 2004 XRV-1 Plus

8HP

three-phase
HCYU 2244 XRV-1 Plus

9HP

three-phase
HCYU 2604 XRV-1 Plus



14HP

three-phase
HCYU 4004 XRV-1 Plus

16HP

three-phase
HCYU 4504 XRV-1 Plus

Performance and consumption are based on the following test conditions: Heating O.T. 7° C DB, 6° C WB - I.T. 20° C DB. Cooling: O.T. 35° C DB, 24° C WB - I.T. 27° C DB, 19° C WB (ISO T1).

PROJECT VRF R410A FULL DC INVERTER

.....

XRV MULTI SYSTEM



XRV PREMIUM
MODULAR



XRV PLUS
HEAT RECOVERY



XRV PLUS MINI

FULL DC INVERTER TECHNOLOGY FOR THE EXTERNAL UNITS OF ALL RANGES

Full DC Inverter technology has always characterised Hokkaido's proposal in the market of VRF systems, in heat pump and in heat recovery. These ranges are all equipped with a DC Inverter compressor and DC Inverter fan motor: outstanding results in terms of energy efficiency, reducing operation costs as well as CO2 emissions.

HERE'S WHAT MAKES THE HOKKAIDO PROPOSAL "FULL"

Energy savings and comfort

Full DC Inverter technology (DC Inverter compressor and DC Inverter fan motor) applied to the XRV system outdoor units ensures high EER and COP values not only at full load, but also at partial load. In this way, energy savings and high comfort are guaranteed in a wide outdoor temperature operation range, which has the following average values: cooling from -5°C to $+43^{\circ}\text{C}$, heating from -20°C to $+24^{\circ}\text{C}$.

HIGH EFFICIENCY DC INVERTER COMPRESSOR

Thanks to the use of DC Inverter compressors which allow for quick and continuous changes of the amount of compressed refrigerant, the XRV system outdoor units are characterised by:

- rapid system start-up
- quick response to changes in cooling or heating demand by users
- reduced on/off cycles

The result is an efficient system that is highly reliable and durable.

DC FAN MOTOR

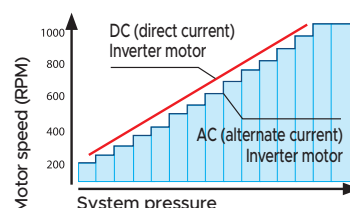
The use of the DC Inverter fan motor ensures energy savings during partial loads, as it adjusts the fan speed and helps make the unit more silent. The fan and outlet grille design guarantees increased air flow, thus creating a low noise level.




DC Inverter compressor



DC Inverter fan motor





PROJECT VRF R410A FULL DC INVERTER

....

XRV PREMIUM MODULAR Heat pump - 2 pipes



FULL DC INVERTER

HCSU 2525 XRV-P
HCSU 2805 XRV-P
HCSU 3355 XRV-P

FULL DC INVERTER

HCSU 4005 XRV-P
HCSU 4505 XRV-P
HCSU 5005 XRV-P
HCSU 5605 XRV-P
HCSU 6155 XRV-P

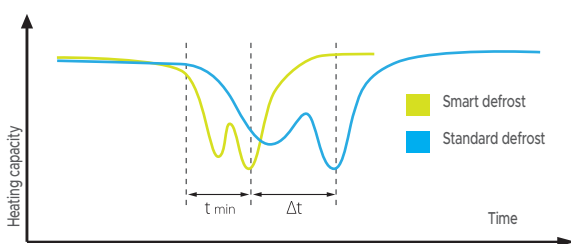
The range is characterised by 8 basic modules: 8, 10, 12, 14, 16, 18, 20 and 22HP. Wide range of available power: from 25.2 to 246.0 kW.

Fan design with the sharp-edged blade reduces airflow resistance. The outdoor units and the exchangers inside them are made with anticorrosive treatments.

- COP values up to 5.09 (mod. 8HP)
- EER values up to 4.03 (mod. 8HP)

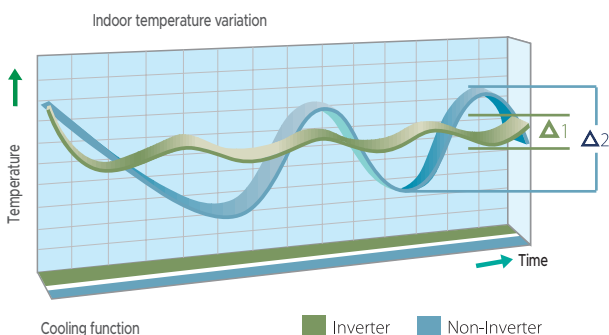
Smart defrost

Smart defrost technology calculates the time required for defrosting based on the current system conditions, eliminating heat losses from unnecessary defrost. A special defrost valve reduces the time required for defrost to a minimum of four minutes.

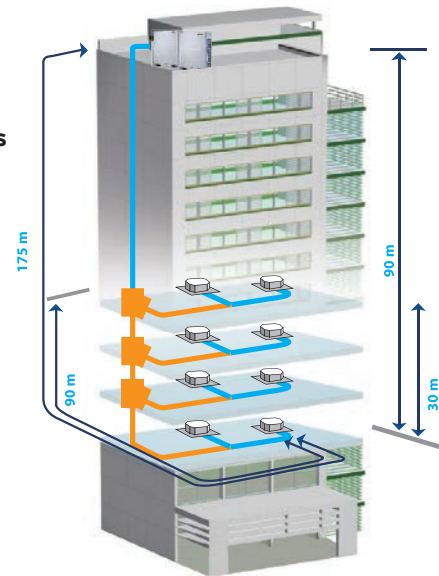


Fast cooling and heating

The DC Inverter compressor quickly reaches full capacity, ensuring faster cooling and heating with lower temperature variation during cooling/heating operations.



Splitting lengths and height differences



The XRV PREMIUM Modular series can connect up to 64 indoor units.

Total length of system piping: 1000 m

Maximum distance between O.U. and the farthest I.U. = 175 m (equivalent 200 m)

Maximum distance from the first branch pipe to the farthest = 90 m

Maximum height difference between O.U. (up high) and I.U. = 90 m

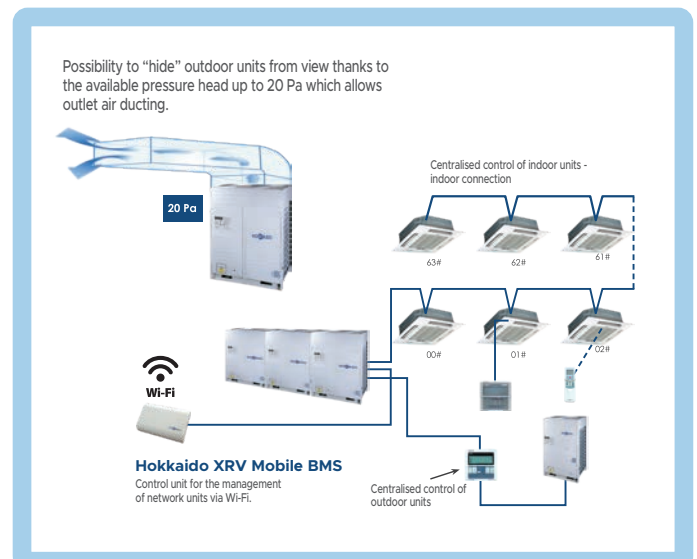
Maximum height difference between O.U. (down low) and I.U. = 110 m

Maximum height difference between I.U. = 30 m

Installation and operation

- Wide range of external operating temperatures: heat. - 20° C / 24° C; cool. - 5° C / 43° C.
- Intelligent operation logic in modular combination with rotation and distribution of operating hours between the O.U.
- Backup function in modular combination.
- Silent operation and self-addressing of the O.U.

Network wiring diagram



PROJECT VRF R410A FULL DC INVERTER

•••••

XRV PREMIUM MODULAR Heat pump - 2 pipes



Model / Combination			HCSU 2525 XRV-P	HCSU 2805 XRV-P	HCSU 3355 XRV-P	HCSU 4005 XRV-P	HCSU 4505 XRV-P	HCSU 5005 XRV-P	HCSU 5605 XRV-P
Power		HP	8	10	12	14	16	18	20
Rated capacity (1)	Cooling	kW	25.20	28.00	33.50	40.00	45.00	50.00	56.00
		kW	6.25	7.49	8.91	11.66	13.64	14.71	16.47
		EER	4.03	3.74	3.76	3.43	3.30	3.40	3.40
Rated capacity (2)	Heating	kW	27.00	31.50	37.50	40.00	45.00	50.00	56.00
		kW	5.30	6.89	8.91	9.83	11.69	12.50	14.00
		COP	5.09	4.57	4.21	4.07	3.85	4.00	4.00
Electrical data									
Power	Ph-V-Hz		3-380~415V-50Hz	3-380~415V-50Hz	3-380~415V-50Hz	3-380~415V-50Hz	3-380~415V-50Hz	3-380~415V-50Hz	3-380~415V-50Hz
Maximum current	A		20.00	21.00	23.00	27.30	29.90	34.40	41.20
Refrigerant circuit/features									
Refrigerant	type (GWP)		R410A (2088)	R410A (2088)	R410A (2088)	R410A (2088)	R410A (2088)	R410A (2088)	R410A (2088)
Quantity refrigerant pre-load (tons of CO2 equivalent)(3)	Kg (t)		9 (18.792)	9 (18.792)	11 (22.968)	13 (27.144)	13 (27.144)	13 (27.144)	16 (33.408)
DC Inverter compressor	no. / type		1/Scroll DC Inverter	1/Scroll DC Inverter	1/Scroll DC Inverter	2/Scroll DC Inverter	2/Scroll DC Inverter	2/Scroll DC Inverter	2/Scroll DC Inverter
Diameter refrigerant pipes(4)	Liquid	Ø mm (inch)	12.7 (1/2")	12.7 (1/2")	12.7 (1/2")	15.9 (5/8")	15.9 (5/8")	15.9 (5/8")	15.9 (5/8")
	Gas		25.4 (1")	25.4 (1")	25.4 (1")	31.8 (1 1/4")	31.8 (1 1/4")	31.8 (1 1/4")	31.8 (1 1/4")
	Parallel oil		6.35 (1/4")	6.35 (1/4")	6.35 (1/4")	6.35 (1/4")	6.35 (1/4")	6.35 (1/4")	6.35 (1/4")
Max pipe length	m		1000	1000	1000	1000	1000	1000	1000
Max height difference between indoor units	m		30	30	30	30	30	30	30
Max height difference between outdoor and indoor units	O.U. up-down	m	90 - 110	90 - 110	90 - 110	90 - 110	90 - 110	90 - 110	90 - 110
Product specifications									
Dimensions (5)	LxHxD	mm	990x1635x790	990x1635x790	990x1635x790	1340x1635x790	1340x1635x790	1340x1635x790	1340x1635x790
Net weight	Kg		219	219	237	297	297	305	340
Sound pressure level at 1 m	max	dB(A)	59	63	62	66	66	66	66
Sound power level	max	dB(A)	79	83	82	88	88	88	88
Fan air flow	max	m³/h	12000	12000	12000	14000	14000	14000	16000
Operating limit (external temperature)	Cooling	°C / DB	-5 / 43	-5°C / 43°C	-5°C / 43°C	-5°C / 43°C	-5°C / 43°C	-5°C / 43°C	-5°C / 43°C
	Heating	°C / WB	-20 / 24	-20°C / 24°C	-20°C / 24°C	-20°C / 24°C	-20°C / 24°C	-20°C / 24°C	-20°C / 24°C
Max connectable indoor units	no.		13	16	20	23	26	29	33
Capacity of connected indoor unit	%		50 - 130	50 - 130	50 - 130	50 - 130	50 - 130	50 - 130	50 - 130

Model / Combination			HCSU 6155 XRV-P HCSU 6155 XRV-P	HCSU 3355 XRV-P HCSU 3355 XRV-P HCSU 6155 XRV-P	HCSU 2805 XRV-P HCSU 4505 XRV-P HCSU 6155 XRV-P	HCSU 2805 XRV-P HCSU 5005 XRV-P HCSU 6155 XRV-P	HCSU 2805 XRV-P HCSU 6155 XRV-P HCSU 6155 XRV-P	HCSU 3355 XRV-P HCSU 6155 XRV-P HCSU 6155 XRV-P	
Power		HP	44 (22+22)	46 (12+12+22)	48 (10+16+22)	50 (10+18+22)	52 (10+20+22)	54 (10+22+22)	56 (12+22+22)
Rated capacity (1)	Cooling	kW	123.00	128.50	134.50	139.50	145.50	151.00	156.50
		kW	39.68	37.66	40.97	42.04	43.80	47.17	48.59
		EER	3.10	3.41	3.28	3.32	3.32	3.20	3.22
Rated capacity (2)	Heating	kW	123.00	136.50	138.00	143.00	149.00	154.50	160.50
		kW	32.36	34.00	34.76	35.57	37.07	39.25	41.27
		COP	3.80	4.01	3.97	4.02	4.02	3.94	3.89
Electrical data									
Power	Ph-V-Hz		3-380~415V-50Hz	3-380~415V-50Hz	3-380~415V-50Hz	3-380~415V-50Hz	3-380~415V-50Hz	3-380~415V-50Hz	3-380~415V-50Hz
Maximum current	A		89.80	90.90	95.80	100.30	107.10	110.80	112.80
Refrigerant circuit/features									
Refrigerant	type (GWP)		R410A (2088)	R410A (2088)	R410A (2088)	R410A (2088)	R410A (2088)	R410A (2088)	R410A (2088)
Quantity refrigerant pre-load (tons of CO2 equivalent)(3)	Kg (t)		32 (66.816)	38 (79.344)	38 (79.344)	38 (79.344)	41 (85.608)	41 (85.608)	43 (89.784)
DC Inverter compressor	no. / type		4/Scroll DC Inverter	4/Scroll DC Inverter	5/Scroll DC Inverter	5/Scroll DC Inverter	5/Scroll DC Inverter	5/Scroll DC Inverter	5/Scroll DC Inverter
Diameter refrigerant pipes(4)	Liquid	Ø mm (inch)	19.1 (3/4")	19.1 (3/4")	19.1 (3/4")	19.1 (3/4")	22.2 (7/8")	22.2 (7/8")	22.2 (7/8")
	Gas		38.1 (1 1/2")	38.1 (1 1/2")	38.1 (1 1/2")	38.1 (1 1/2")	41.3 (1 5/8")	41.3 (1 5/8")	41.3 (1 5/8")
	Parallel oil		6.35 (1/4")	6.35 (1/4")	6.35 (1/4")	6.35 (1/4")	6.35 (1/4")	6.35 (1/4")	6.35 (1/4")
Max pipe length	m		1000	1000	1000	1000	1000	1000	1000
Max height difference between indoor units	m		30	30	30	30	30	30	30
Max height difference between outdoor and indoor units	O.U. up-down	m	90 - 110	90 - 110	90 - 110	90 - 110	90 - 110	90 - 110	90 - 110
Product specifications									
Dimensions (5)	LxHxD	mm	2780x1635x790	3520x1635x790	3870x1635x790	3870x1635x790	3870x1635x790	3870x1635x790	3870x1635x790
Net weight	Kg		680	814	856	864	899	899	917
Sound pressure level at 1 m	max	dB(A)	69	69	70	70	70	70	70
Sound power level	max	dB(A)	91	90	92	92	92	92	92
Fan air flow	max	m³/h	32000	40000	42000	44000	44000	44000	44000
Operating limit (external temperature)	Cooling	°C / DB	-5 / 43°C	-5°C / 43°C	-5°C / 43°C	-5°C / 43°C	-5°C / 43°C	-5°C / 43°C	-5°C / 43°C
	Heating	°C / WB	-20 / 24°C	-20°C / 24°C	-20°C / 24°C	-20°C / 24°C	-20°C / 24°C	-20°C / 24°C	-20°C / 24°C
Max connectable indoor units	no.		64	64	64	64	64	64	64
Capacity of connected indoor unit	%		50 - 130	50 - 130	50 - 130	50 - 130	50 - 130	50 - 130	50 - 130

(1) Cooling capacity tested in accordance with ISO 5151 Standards; outdoor temperature 35° C DB, 24° C WB and indoor temperature 27° C DB, 19° WB.

(2) Heating capacity tested in accordance with ISO 5151 Standards; outdoor temperature 7° C DB, 6° C WB and indoor temperature 20° C DB, 15° C WB.

(3) Refer to the label inside the unit to calculate the additional refrigerant charge.

(4) When several outdoor units are paired the diameters indicated refer to the section up to the first branch, with a length equivalent or less than 90m.

(5) Space between the paired units = 100 mm.

PROJECT VRF R410A FULL DC INVERTER

.....

XRV PREMIUM MODULAR Heat pump - 2 pipes



HCSU 6155 XRV-P	HCSU 3355 XRV-P HCSU 3355 XRV-P	HCSU 2805 XRV-P HCSU 4505 XRV-P	HCSU 2805 XRV-P HCSU 5005 XRV-P	HCSU 2805 XRV-P HCSU 5605 XRV-P	HCSU 2805 XRV-P HCSU 6155 XRV-P	HCSU 3355 XRV-P HCSU 6155 XRV-P	HCSU 5005 XRV-P HCSU 5005 XRV-P	HCSU 4505 XRV-P HCSU 6155 XRV-P	HCSU 5005 XRV-P HCSU 6155 XRV-P	HCSU 5605 XRV-P HCSU 6155 XRV-P
22	24 (12+12)	26 (10+16)	28 (10+18)	30 (10+20)	32 (10+22)	34 (12+22)	36 (18+18)	38 (16+22)	40 (18+22)	42 (20+22)
61.50	67.00	73.00	78.00	84.00	89.50	95.00	100.00	106.50	111.50	117.50
19.84	17.82	21.13	22.20	23.96	27.33	28.75	29.42	33.48	34.55	36.31
3.10	3.76	3.45	3.51	3.51	3.27	3.30	3.40	3.18	3.23	3.24
61.50	75.00	76.50	81.50	87.50	93.00	99.00	100.00	106.50	111.50	117.50
16.18	17.82	18.58	19.39	20.89	23.07	25.09	25.00	27.87	28.68	30.18
3.80	4.21	4.12	4.20	4.19	4.03	3.95	4.00	3.82	3.89	3.89
3-380~415V-50Hz	3-380~415V-50Hz	3-380~415V-50Hz	3-380~415V-50Hz	3-380~415V-50Hz	3-380~415V-50Hz	3-380~415V-50Hz	3-380~415V-50Hz	3-380~415V-50Hz	3-380~415V-50Hz	3-380~415V-50Hz
44.90	46.00	50.90	55.40	62.20	65.90	67.90	68.80	74.80	79.30	86.10
R410A (2088)	R410A (2088)	R410A (2088)	R410A (2088)	R410A (2088)	R410A (2088)	R410A (2088)	R410A (2088)	R410A (2088)	R410A (2088)	R410A (2088)
16 (33.408)	22 (45.936)	22 (45.936)	23 (48.024)	25 (52.200)	25 (52.200)	27 (56.376)	26 (54.288)	29 (60.552)	29 (60.552)	32 (66.816)
2/Scroll DC Inverter	2/Scroll DC Inverter	3/Scroll DC Inverter	3/Scroll DC Inverter	3/Scroll DC Inverter	3/Scroll DC Inverter	3/Scroll DC Inverter	4/Scroll DC Inverter	4/Scroll DC Inverter	4/Scroll DC Inverter	4/Scroll DC Inverter
15.9 (5/8")	15.9 (5/8")	19.1 (3/4")	19.1 (3/4")	19.1 (3/4")	19.1 (3/4")	19.1 (3/4")	19.1 (3/4")	19.1 (3/4")	19.1 (3/4")	19.1 (3/4")
31.8 (1"1/4)	28.6 (1"1/8)	31.8 (1"1/4")	31.8 (1"1/4")	31.8 (1"1/4")	31.8 (1"1/4")	31.8 (1"1/4")	38.1 (1"1/2")	38.1 (1"1/2")	38.1 (1"1/2")	38.1 (1"1/2")
6.35 (1/4")	6.35 (1/4")	6.35 (1/4")	6.35 (1/4")	6.35 (1/4")	6.35 (1/4")	6.35 (1/4")	6.35 (1/4")	6.35 (1/4")	6.35 (1/4")	6.35 (1/4")
1000	1000	1000	1000	1000	1000	1000	1000	1000	1000	1000
30	30	30	30	30	30	30	30	30	30	30
90 - 110	90 - 110	90 - 110	90 - 110	90 - 110	90 - 110	90 - 110	90 - 110	90 - 110	90 - 110	90 - 110
1340x1635x790	2080x1635x790	2430x1635x790	2430x1635x790	2430x1635x790	2430x1635x790	2430x1635x790	2780x1635x790	2780x1635x790	2780x1635x790	2780x1635x790
340	474	516	524	559	559	577	610	637	645	680
66	65	68	68	68	68	67	69	69	69	69
88	85	89	89	89	89	89	91	91	91	91
16000	24000	26000	28000	28000	28000	28000	32000	30000	32000	32000
-5°C / 43°C	-5°C / 43°C	-5°C / 43°C	-5°C / 43°C	-5°C / 43°C	-5°C / 43°C	-5°C / 43°C	-5°C / 43°C	-5°C / 43°C	-5°C / 43°C	-5°C / 43°C
-20°C / 24°C	-20°C / 24°C	-20°C / 24°C	-20°C / 24°C	-20°C / 24°C	-20°C / 24°C	-20°C / 24°C	-20°C / 24°C	-20°C / 24°C	-20°C / 24°C	-20°C / 24°C
36	39	43	46	50	53	56	59	63	64	64
50 - 130	50 - 130	50 - 130	50 - 130	50 - 130	50 - 130	50 - 130	50 - 130	50 - 130	50 - 130	50 - 130

HCSU 5005 XRV-P HCSU 5005 XRV-P HCSU 6155 XRV-P	HCSU 4505 XRV-P HCSU 6155 XRV-P HCSU 6155 XRV-P	HCSU 5005 XRV-P HCSU 6155 XRV-P HCSU 6155 XRV-P	HCSU 5605 XRV-P HCSU 6155 XRV-P HCSU 6155 XRV-P	HCSU 6155 XRV-P HCSU 6155 XRV-P HCSU 6155 XRV-P	HCSU 3355 XRV-P HCSU 3355 XRV-P HCSU 6155 XRV-P	HCSU 2805 XRV-P HCSU 4505 XRV-P HCSU 6155 XRV-P	HCSU 2805 XRV-P HCSU 5005 XRV-P HCSU 6155 XRV-P	HCSU 2805 XRV-P HCSU 5605 XRV-P HCSU 6155 XRV-P	HCSU 2805 XRV-P HCSU 6155 XRV-P HCSU 6155 XRV-P	HCSU 3355 XRV-P HCSU 6155 XRV-P HCSU 6155 XRV-P
58 (18+18+22)	60 (16+22+22)	62 (18+22+22)	64 (20+22+22)	66 (22+22+22)	68 (12+12+22+22)	70 (10+16+22+22)	72 (10+18+22+22)	74 (10+20+22+22)	76 (10+22+22+22)	78 (12+22+22+22)
161.50	168.00	173.00	179.00	184.50	190.00	196.00	201.00	207.00	212.50	218.00
49.26	53.32	54.39	56.15	59.52	57.50	60.81	61.88	63.64	67.01	68.43
3.28	3.15	3.18	3.19	3.10	3.30	3.22	3.25	3.25	3.17	3.19
161.50	168.00	173.00	179.00	184.50	198.00	199.50	204.50	210.50	216.50	222.00
41.18	44.05	44.86	46.36	48.54	50.18	50.94	51.75	53.25	55.43	57.45
3.92	3.81	3.86	3.86	3.80	3.95	3.92	3.95	3.95	3.90	3.86
3-380~415V-50Hz	3-380~415V-50Hz	3-380~415V-50Hz	3-380~415V-50Hz	3-380~415V-50Hz	3-380~415V-50Hz	3-380~415V-50Hz	3-380~415V-50Hz	3-380~415V-50Hz	3-380~415V-50Hz	3-380~415V-50Hz
113.70	119.70	124.20	131.00	134.70	135.80	140.70	145.20	152.00	155.70	157.70
R410A (2088)	R410A (2088)	R410A (2088)	R410A (2088)	R410A (2088)	R410A (2088)	R410A (2088)	R410A (2088)	R410A (2088)	R410A (2088)	R410A (2088)
42 (87.696)	45 (93.960)	45 (93.960)	48 (100.224)	48 (100.224)	54 (112.752)	54 (112.752)	54 (112.752)	57 (119.016)	57 (119.016)	59 (123.192)
6/Scroll DC Inverter	6/Scroll DC Inverter	6/Scroll DC Inverter	6/Scroll DC Inverter	6/Scroll DC Inverter	6/Scroll DC Inverter	7/Scroll DC Inverter	7/Scroll DC Inverter	7/Scroll DC Inverter	7/Scroll DC Inverter	7/Scroll DC Inverter
22.2 (7/8")	22.2 (7/8")	22.2 (7/8")	22.2 (7/8")	22.2 (7/8")	25.4 (1")	25.4 (1")	25.4 (1")	25.4 (1")	25.4 (1")	25.4 (1")
41.3 (1"5/8")	41.3 (1"5/8")	41.3 (1"5/8")	41.3 (1"5/8")	41.3 (1"5/8")	44.5 (1"3/4")	44.5 (1"3/4")	44.5 (1"3/4")	44.5 (1"3/4")	44.5 (1"3/4")	44.5 (1"3/4")
6.35 (1/4")	6.35 (1/4")	6.35 (1/4")	6.35 (1/4")	6.35 (1/4")	6.35 (1/4")	6.35 (1/4")	6.35 (1/4")	6.35 (1/4")	6.35 (1/4")	6.35 (1/4")
1000	1000	1000	1000	1000	1000	1000	1000	1000	1000	1000
30	30	30	30	30	30	30	30	30	30	30
90 - 110	90 - 110	90 - 110	90 - 110	90 - 110	90 - 110	90 - 110	90 - 110	90 - 110	90 - 110	90 - 110
4220x1635x790	4220x1635x790	4220x1635x790	4220x1635x790	4220x1635x790	4960x1635x790	5310x1635x790	5310x1635x790	5310x1635x790	5310x1635x790	5310x1635x790
950	977	985	1020	1020	1154	1196	1204	1239	1239	1257
71	71	71	71	71	70	71	71	71	71	71
93	93	93	93	93	92	93	93	93	93	93
48000	46000	48000	48000	48000	56000	58000	60000	60000	60000	60000
-5°C / 43°C	-5°C / 43°C	-5°C / 43°C	-5°C / 43°C	-5°C / 43°C	-5°C / 43°C	-5°C / 43°C	-5°C / 43°C	-5°C / 43°C	-5°C / 43°C	-5°C / 43°C
-20°C / 24°C	-20°C / 24°C	-20°C / 24°C	-20°C / 24°C	-20°C / 24°C	-20°C / 24°C	-20°C / 24°C	-20°C / 24°C	-20°C / 24°C	-20°C / 24°C	-20°C / 24°C
64	64	64	64	64	64	64	64	64	64	64
50 - 130	50 - 130	50 - 130	50 - 130	50 - 130	50 - 130	50 - 130	50 - 130	50 - 130	50 - 130	50 - 130

- (1) Cooling capacity tested in accordance with ISO 5151 Standards; outdoor temperature 35° C DB, 24° C WB and indoor temperature 27° C DB, 19° WB.
- (2) Heating capacity tested in accordance with ISO 5151 Standards; outdoor temperature 7° C DB, 6° C WB and indoor temperature 20° C DB, 15° C WB.
- (3) Refer to the label inside the unit to calculate the additional refrigerant charge.
- (4) When several outdoor units are paired the diameters indicated refer to the section up to the first branch, with a length equivalent or less than 90m.
- (5) Space between the paired units = 100 mm.

PROJECT VRF R410A FULL DC INVERTER

.....

XRV PREMIUM MODULAR Heat pump - 2 pipes



Model / Combination			HCSU 5005 XRV-P HCSU 5005 XRV-P HCSU 6155 XRV-P HCSU 6155 XRV-P	HCSU 4505 XRV-P HCSU 6155 XRV-P HCSU 6155 XRV-P HCSU 6155 XRV-P	HCSU 5005 XRV-P HCSU 6155 XRV-P HCSU 6155 XRV-P HCSU 6155 XRV-P	HCSU 5605 XRV-P HCSU 6155 XRV-P HCSU 6155 XRV-P HCSU 6155 XRV-P	HCSU 6155 XRV-P HCSU 6155 XRV-P HCSU 6155 XRV-P HCSU 6155 XRV-P	
Power			HP	80 (18+18+22+22)	82 (16+22+22+22)	84 (18+22+22+22)	86 (20+22+22+22)	88 (22+22+22+22)
Rated capacity (1)	Cooling	kW	223.00	229.50	234.50	240.50	246.00	
Rated absorbed power		kW	69.10	73.16	74.23	75.99	79.36	
Rated energy efficiency coefficient		EER	3.23	3.14	3.16	3.16	3.10	
Rated capacity (2)	Heating	kW	223.00	229.50	234.50	240.50	246.00	
Rated absorbed power		kW	57.36	60.23	61.04	62.54	64.72	
Rated energy performance coefficient		COP	3.89	3.81	3.84	3.85	3.80	
Electrical data								
Power	Ph-V-Hz		3-380~415V-50Hz	3-380~415V-50Hz	3-380~415V-50Hz	3-380~415V-50Hz	3-380~415V-50Hz	
Maximum current	A		158.60	164.60	169.10	175.90	179.60	
Refrigerant circuit/features								
Refrigerant	type (GWP)		R410A (2088)	R410A (2088)	R410A (2088)	R410A (2088)	R410A (2088)	
Quantity refrigerant pre-load (tons of CO2 equivalent)(3)	Kg (t)		58 (121.104)	61 (127.368)	61 (127.368)	64 (133.632)	64 (133.632)	
DC Inverter compressor	no. / type		8/Scroll DC Inverter	8/Scroll DC Inverter	8/Scroll DC Inverter	8/Scroll DC Inverter	8/Scroll DC Inverter	
Diameter refrigerant pipes(4)	Liquid	Ø mm (inch)	25.4 (1")	25.4 (1")	25.4 (1")	25.4 (1")	25.4 (1")	
	Gas	Ø mm (inch)	44.5 (1"3/4")	44.5 (1"3/4")	44.5 (1"3/4")	44.5 (1"3/4")	44.5 (1"3/4")	
	Parallel oil	Ø mm (inch)	6.35 (1/4")	6.35 (1/4")	6.35 (1/4")	6.35 (1/4")	6.35 (1/4")	
Max pipe length	m		1000	1000	1000	1000	1000	
Max height difference between indoor units	m		30	30	30	30	30	
Max height difference between outdoor and indoor units	O.U. up-down	m	90 - 110	90 - 110	90 - 110	90 - 110	90 - 110	
Product specifications								
Dimensions (5)	LxHxD		mm	5660x1635x790	5660x1635x790	5660x1635x790	5660x1635x790	5660x1635x790
Net weight	Kg		1290	1317	1325	1360	1360	
Sound pressure level at 1 m	max	dB(A)	72	72	72	72	72	
Sound power level	max	dB(A)	94	94	94	94	94	
Fan air flow	max	m³/h	64000	62000	64000	64000	64000	
Operating limit (external temperature)	Cooling	°C / DB	-5°C / 43°C	-5°C / 43°C	-5°C / 43°C	-5°C / 43°C	-5°C / 43°C	
	Heating	°C / WB	-20°C / 24°C	-20°C / 24°C	-20°C / 24°C	-20°C / 24°C	-20°C / 24°C	
Max connectable indoor units	no.		64	64	64	64	64	
Capacity of connected indoor unit	%		50 - 130	50 - 130	50 - 130	50 - 130	50 - 130	

(1) Cooling capacity tested in accordance with ISO 5151 Standards; outdoor temperature 35° C DB, 24° C WB and indoor temperature 27° C DB, 19° WB.

(2) Heating capacity tested in accordance with ISO 5151 Standards; outdoor temperature 7° C DB, 6° C WB and indoor temperature 20° C DB, 15° C WB.

(3) Refer to the label inside the unit to calculate the additional refrigerant charge.

(4) When several outdoor units are paired the diameters indicated refer to the section up to the first branch, with a length equivalent or less than 90m.

(5) Space between the paired units = 100 mm.



PROJECT VRF R410A FULL DC INVERTER

.....

XRV PLUS HEAT RECOVERY

Heat recovery - 3 pipes



FULL DC INVERTER

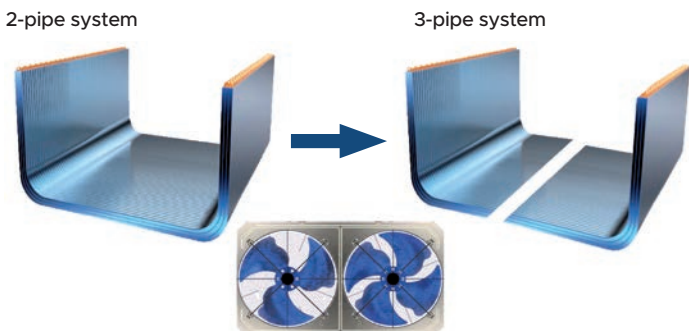
- HCSRU 2524 XRV-1 Plus
- HCSRU 2804 XRV-1 Plus
- HCSRU 3354 XRV-1 Plus
- HCSRU 4004 XRV-1 Plus
- HCSRU 4504 XRV-1 Plus

The range is characterised by 5 basic modules: 8, 10, 12, 14 and 16HP.
 All outdoor unit compressors are Full DC Inverter type for a high level of efficiency.
 Possibility of connecting up to 24 indoor units with only one flow divider.
 The indoor units can operate in different modes even if they are connected to the same flow divider.
 Wide range in operating conditions: from -20°C WB in heating mode up to +43° C DB in cooling mode with no stop.

- Max distance between O.U. and the farthest I.U. = 200 m
- Max distance from the divider to the farthest I.U. = 40 m
- Max distance from the first branch pipe to the farthest I.U. = 90 m
- Max height difference between O.U. (up high) and I.U. = 70 m
- Max height difference between O.U. (down) and the I.U. = 110 m
- Max height difference between I.U. = 30 m
- Maximum length of the pipes = 1000 m

Fan and exchanger

Outdoor unit heat exchangers are divided in two parts, a left and right structure, so that there are two independent circuits in one outdoor unit.
 Each outdoor unit has two fans, which allow control over each heat exchanger structure individually.



Branch pipe kit

Branch pipe downstream of the first indoor unit

Code	A - Capacity of the connectable indoor units (kW)
DIS-22-1RB	A<16.6
DIS-180-1RB	16.6≤A<33.0
DIS-371-1RB	33.0≤A<66.0
DIS-540-1RH Plus	66.0≤A<92.0
DIS-1344-1RH Plus	92.0≤A<135.0

Branch pipe kit for outdoor connection

Code	Outdoor units
DOS 2-1RH Plus	2 Outdoor unit KITS
DOS 3-1RH Plus	3 Outdoor unit KITS
DOS 4-1RH Plus	4 Outdoor unit KITS
OH-BAL-KT*	T-shaped fitting for oil parallel pipe

* Included in DOS 3-1H Plus & DOS 4-1H Plus KITS.

Heating during defrost

XRV Plus remarkably reduces defrost time thanks to the particular structure of the heat exchanger, therefore with non-stop operation.

PROJECT VRF R410A FULL DC INVERTER

.....

XRV PLUS HEAT RECOVERY

Heat recovery - 3 pipes

OPERATING MODE

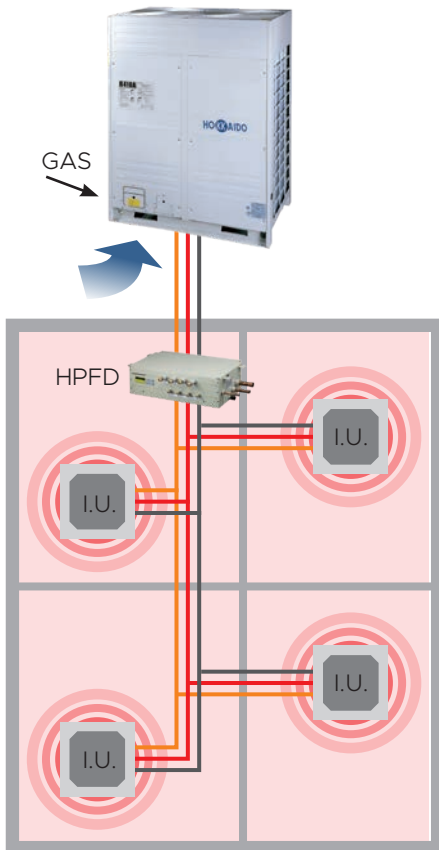
The system allows the rooms to be heated to the desired temperature during the winter season.

The system allows the rooms to be cooled to the desired temperature during the summer season.

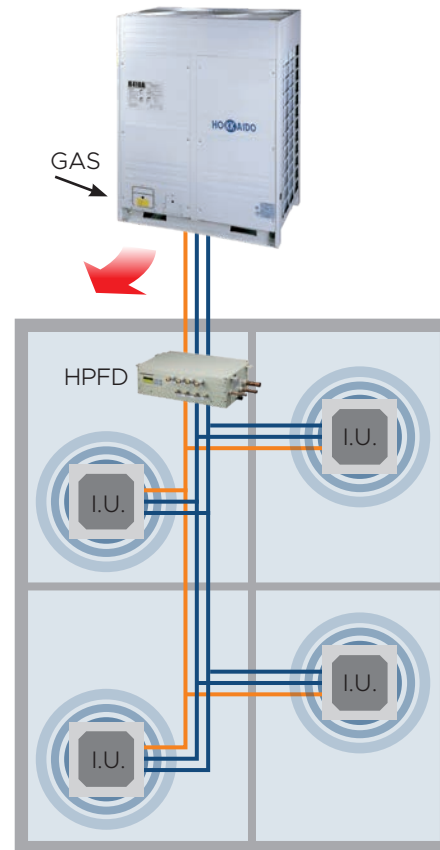
A need to cool and heat simultaneously may arise during mid-seasons or when buildings have different sun exposure.

XRV Plus Heat Recovery system uses its 3 pipes to recover part of the energy to meet these dual needs.

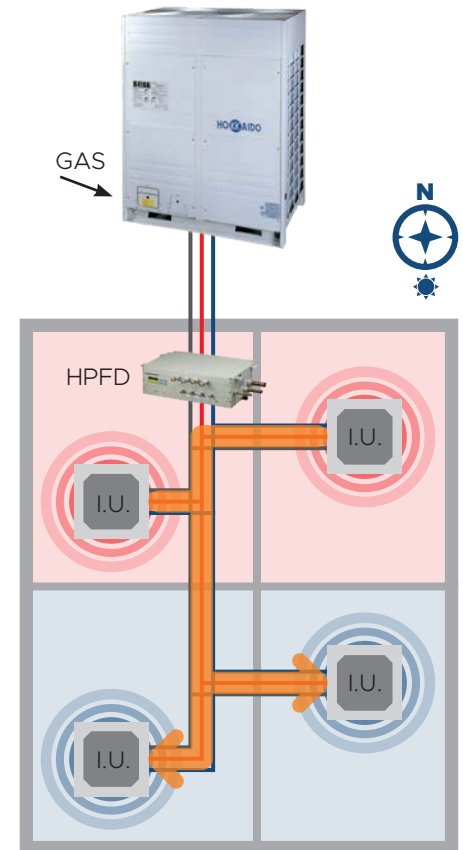
Heating function






Cooling function



ENERGY RECOVERY



FLOW DIVIDER

Divider model Series P	Dimensions (mm) LxHxD series P	Connectable indoor units series P	
		Total Capacity	Number of indoor units
 HPFD 1-8 XRV Plus	630x605x225	≤28 kW	1~8
 HPFD 1-16 XRV Plus	960x605x225	≤45 kW	1~16
 HPFD 1-24 XRV Plus	960x605x225	≤45 kW	1~24

PROJECT VRF R410A FULL DC INVERTER

.....

XRV PLUS HEAT RECOVERY

Heat recovery - 3 pipes

Model / Combination			HCSRU 2524 XRV-1 Plus	HCSRU 2804 XRV-1 Plus	HCSRU 3354 XRV-1 Plus	HCSRU 4004 XRV-1 Plus	HCSRU 4504 XRV-1 Plus
Power			8	10	12	14	16
Rated capacity (1)	Cooling	kW	25.20	28.00	33.50	40.00	45.00
Rated absorbed power		kW	6.67	7.24	9.28	11.49	14.20
Rated energy efficiency coefficient		EER	3.78	3.87	3.61	3.48	3.17
Rated capacity (2)	Heating	kW	27.00	31.50	37.50	40.00	45.00
Rated absorbed power		kW	5.28	6.54	9.24	9.76	11.90
Rated energy performance coefficient		COP	5.11	4.82	4.06	4.10	3.78
Electrical data							
Power	Ph-V-Hz		3-380~415V-50Hz	3-380~415V-50Hz	3-380~415V-50Hz	3-380~415V-50Hz	3-380~415V-50Hz
Maximum current	A		20.80	22.10	22.80	31.80	32.80
Refrigerant circuit/features							
Refrigerant	type (GWP)		R410A (2088)	R410A (2088)	R410A (2088)	R410A (2088)	R410A (2088)
Quantity refrigerant pre-load (tons of CO2 equivalent)(3)	Kg (t)		10 (20.880)	10 (20.880)	10 (20.880)	13 (27.144)	13 (27.144)
DC Inverter compressor	no. / type		1 / Scroll DC Inverter HITACHI			2 / Scroll DC Inverter HITACHI	
Diameter refrigerant pipes(4)	Liquid	Ø mm (inch)	9.53 (3/8)	12.7 (1/2)		15.9 (5/8)	
	Low pressure gas	Ø mm (inch)	22.2 (7/8)		25.4 (1)		28.6 (9/8)
	High pressure gas	Ø mm (inch)	19.1 (3/4)		22.2 (7/8)		22.2 (7/8)
	H.p. parallel gas	Ø mm (inch)	19.1 (3/4)		19.1 (3/4)		19.1 (3/4)
	Parallel oil	Ø mm (inch)	6.35 (1/4)		6.35 (1/4)		6.35 (1/4)
Max pipe length	m		1000	1000	1000	1000	1000
Max height difference between indoor units	m		30	30	30	30	30
Max height difference between outdoor and indoor units	O.U. up-down	m	70 - 110	70 - 110	70 - 110	70 - 110	70 - 110
Product specifications							
Dimensions (5)	LxHxD	mm	1250x1615x765			1250x1615x765	
Net weight	Kg		255			303	
Sound pressure level at 1 m	min-max	dB(A)	55/57		56/58	58/60	
Sound power level	max	dB(A)	79	83	84	88	
Fan air flow	min-max	m³/h	10675 / 12000			12875 / 15000	
Operating limit (external temperature)	Cooling	°C / DB	-5 / 43	-5 / 43	-5 / 43	-5 / 43	-5 / 43
	Heating	°C / WB	-20 / 24	-20 / 24	-20 / 24	-20 / 24	-20 / 24
Max connectable indoor units	no.		13	16	20	23	26
Capacity of connected indoor unit	%		50 - 130	50 - 130	50 - 130	50 - 130	50 - 130

Model / Combination			HCSRU 2804 XRV-1 Plus HCSRU 2804 XRV-1 Plus HCSRU 4004 XRV-1 Plus	HCSRU 2804 XRV-1 Plus HCSRU 2804 XRV-1 Plus HCSRU 4504 XRV-1 Plus	HCSRU 2804 XRV-1 Plus HCSRU 3354 XRV-1 Plus HCSRU 4504 XRV-1 Plus	HCSRU 2804 XRV-1 Plus HCSRU 4004 XRV-1 Plus HCSRU 4504 XRV-1 Plus	HCSRU 4004 XRV-1 Plus HCSRU 4004 XRV-1 Plus HCSRU 4004 XRV-1 Plus	HCSRU 4004 XRV-1 Plus HCSRU 4004 XRV-1 Plus HCSRU 4504 XRV-1 Plus
Power			34 (10+10+14)	36 (10+10+16)	38 (10+12+16)	40 (10+14+16)	42 (14+14+14)	44 (14+14+16)
Rated capacity (1)	Cooling	kW	96.00	101.00	106.50	113.00	120.00	125.00
Rated absorbed power		kW	25.97	28.68	30.72	32.93	34.47	37.18
Rated energy efficiency coefficient		EER	3.70	3.52	3.47	3.43	3.48	3.36
Rated capacity (2)	Heating	kW	103.00	108.00	114.00	116.50	120.00	125.00
Rated absorbed power		kW	22.84	24.98	27.68	28.2	29.28	31.42
Rated energy performance coefficient		COP	4.51	4.32	4.12	4.13	4.10	3.98
Electrical data								
Power	Ph-V-Hz		3-380~415V-50Hz	3-380~415V-50Hz	3-380~415V-50Hz	3-380~415V-50Hz	3-380~415V-50Hz	3-380~415V-50Hz
Maximum current	A		76.00	77.00	77.70	86.70	95.40	96.40
Refrigerant circuit/features								
Refrigerant	type (GWP)		R410A (2088)	R410A (2088)	R410A (2088)	R410A (2088)	R410A (2088)	R410A (2088)
Quantity refrigerant pre-load (tons of CO2 equivalent)(3)	Kg (t)		33 (68.904)	33 (68.904)	33 (68.904)	36 (75.168)	39 (81.432)	39 (81.432)
DC Inverter compressor	no. / type		4 / Scroll DC Inverter HITACHI			5 / Scroll DC Inv. HITACHI	6 / Scroll DC Inverter HITACHI	
Diameter refrigerant pipes(4)	Liquid	Ø mm (inch)	19.1 (3/4)			19.1 (3/4)		
	Low pressure gas	Ø mm (inch)	41.3 (1 5/8)			41.3 (1 5/8)		
	High pressure gas	Ø mm (inch)	34.9 (1 3/8)			34.9 (1 3/8)		
	H.p. parallel gas	Ø mm (inch)	19.1 (3/4)			19.1 (3/4)		
	Parallel oil	Ø mm (inch)	6.35 (1/4)			6.35 (1/4)		
Max pipe length	m		1000	1000	1000	1000	1000	1000
Max height difference between indoor units	m		30	30	30	30	30	30
Max height difference between outdoor and indoor units	O.U. up-down	m	70 - 110	70 - 110	70 - 110	70 - 110	70 - 110	70 - 110
Product specifications								
Dimensions (5)	LxHxD	mm	3950x1615x765			3950x1615x765	3950x1615x765	
Net weight	Kg		813			861	909	
Sound pressure level at 1 m	min-max	dB(A)	55/65			55/66	56/67	
Sound power level	max	dB(A)	90			90	90	
Fan air flow	min-max	m³/h	10675 / 39000			10675 / 40000	10675 / 42000	
Operating limit (external temperature)	Cooling	°C / DB	-5 / 43	-5 / 43	-5 / 43	-5 / 43	-5 / 43	-5 / 43
	Heating	°C / WB	-20 / 24	-20 / 24	-20 / 24	-20 / 24	-20 / 24	-20 / 24
Max connectable indoor units	no.		56	59	63	64	64	64
Capacity of connected indoor unit	%		50 - 130	50 - 130	50 - 130	50 - 130	50 - 130	50 - 130

(1) Cooling capacity tested in accordance with ISO 5151 Standards; outdoor temperature 35° C DB, 24° C WB and indoor temperature 27° C DB, 19° WB.
(2) Heating capacity tested in accordance with ISO 5151 Standards; outdoor temperature 7° C DB, 6° C WB and indoor temperature 20° C DB, 15° C WB.
(3) Refer to the label inside the unit to calculate the additional refrigerant charge.
(4) When several outdoor units are paired the diameters indicated refer to the section up to the first branch, with a length equivalent or less than 90m.
(5) Space between the paired units = 100 mm.

PROJECT VRF R410A FULL DC INVERTER

.....

XRV PLUS HEAT RECOVERY

Heat recovery - 3 pipes

HCSRU 2524 XRV-1 Plus HCSRU 2804 XRV-1 Plus	HCSRU 2804 XRV-1 Plus HCSRU 2804 XRV-1 Plus	HCSRU 2804 XRV-1 Plus HCSRU 3354 XRV-1 Plus	HCSRU 2804 XRV-1 Plus HCSRU 4004 XRV-1 Plus	HCSRU 2804 XRV-1 Plus HCSRU 4504 XRV-1 Plus	HCSRU 4004 XRV-1 Plus HCSRU 4004 XRV-1 Plus	HCSRU 4004 XRV-1 Plus HCSRU 4504 XRV-1 Plus	HCSRU 4504 XRV-1 Plus HCSRU 4504 XRV-1 Plus
18 (8+10)	20 (10+10)	22 (10+12)	24 (10+14)	26 (10+16)	28 (14+14)	30 (14+16)	32 (16+16)
53.20	56.00	61.50	68.00	73.00	80.00	85.00	90.00
13.91	14.48	16.52	18.73	21.44	22.98	25.69	28.40
3.82	3.87	3.72	3.63	3.40	3.48	3.31	3.17
58.50	63.00	69.00	71.50	76.50	80.00	85.00	90.00
11.82	13.08	15.78	16.30	18.44	19.52	21.66	23.80
4.95	4.82	4.37	4.39	4.15	4.10	3.92	3.78
3-380~415V-50Hz	3-380~415V-50Hz	3-380~415V-50Hz	3-380~415V-50Hz	3-380~415V-50Hz	3-380~415V-50Hz	3-380~415V-50Hz	3-380~415V-50Hz
42.90	44.20	44.90	53.90	54.90	63.60	64.60	65.60
R410A (2088)	R410A (2088)	R410A (2088)	R410A (2088)	R410A (2088)	R410A (2088)	R410A (2088)	R410A (2088)
20 (41.760)	20 (41.760)	20 (41.760)	23 (48.024)	23 (48.024)	26 (54.288)	26 (54.288)	26 (54.288)
2 / Scroll DC Inverter HITACHI			3 / Scroll DC Inverter HITACHI			4 / Scroll DC Inverter HITACHI	
15.9 (5/8)			15.9 (5/8)			19.1 (3/4)	
31.8 (1 1/4)			34.9 (1 3/8)			34.9 (1 3/8)	
28.6 (9/8)			28.6 (9/8)			28.6 (9/8)	
19.1 (3/4)			19.1 (3/4)			19.1 (3/4)	
6.35 (1/4)			6.35 (1/4)			6.35 (1/4)	
1000	1000	1000	1000	1000	1000	1000	1000
30	30	30	30	30	30	30	30
70 - 110	70 - 110	70 - 110	70 - 110	70 - 110	70 - 110	70 - 110	70 - 110
2600x1615x765			2600x1615x765			2600x1615x765	
510			558			606	
55/61			55/62			56/64	
88			88			89	
10675 / 24000			10675 / 25000			12875 / 30000	
-5 / 43	-5 / 43	-5 / 43	-5 / 43	-5 / 43	-5 / 43	-5 / 43	-5 / 43
-20 / 24	-20 / 24	-20 / 24	-20 / 24	-20 / 24	-20 / 24	-20 / 24	-20 / 24
29	33	36	39	43	46	50	53
50 - 130	50 - 130	50 - 130	50 - 130	50 - 130	50 - 130	50 - 130	50 - 130

HCSRU 4004 XRV-1 Plus HCSRU 4504 XRV-1 Plus HCSRU 4504 XRV-1 Plus	HCSRU 4504 XRV-1 Plus HCSRU 4504 XRV-1 Plus HCSRU 4504 XRV-1 Plus	HCSRU 2524 XRV-1 Plus HCSRU 2804 XRV-1 Plus HCSRU 4504 XRV-1 Plus	HCSRU 2804 XRV-1 Plus HCSRU 2804 XRV-1 Plus HCSRU 4504 XRV-1 Plus	HCSRU 2804 XRV-1 Plus HCSRU 3354 XRV-1 Plus HCSRU 4504 XRV-1 Plus	HCSRU 2804 XRV-1 Plus HCSRU 4004 XRV-1 Plus HCSRU 4504 XRV-1 Plus	HCSRU 2804 XRV-1 Plus HCSRU 4004 XRV-1 Plus HCSRU 4504 XRV-1 Plus	HCSRU 4004 XRV-1 Plus HCSRU 4004 XRV-1 Plus HCSRU 4504 XRV-1 Plus	HCSRU 4004 XRV-1 Plus HCSRU 4004 XRV-1 Plus HCSRU 4504 XRV-1 Plus	HCSRU 4004 XRV-1 Plus HCSRU 4504 XRV-1 Plus HCSRU 4504 XRV-1 Plus	HCSRU 4504 XRV-1 Plus HCSRU 4504 XRV-1 Plus HCSRU 4504 XRV-1 Plus
46 (14+16+16)	48 (16+16+16)	50 (8+10+16+16)	52 (10+10+16+16)	54 (10+12+16+16)	56 (10+14+16+16)	58 (14+14+14+16)	60 (14+14+16+16)	62 (14+16+16+16)	64 (16+16+16+16)	
130.00	135.00	143.20	146.00	151.50	158.00	165.00	170.00	175.00	180.00	
39.89	42.60	42.31	42.88	44.92	47.13	48.67	51.38	54.09	56.80	
3.26	3.17	3.38	3.40	3.37	3.35	3.39	3.31	3.24	3.17	
130.00	135.00	148.50	153.00	159.00	161.50	165.00	170.00	175.00	180.00	
33.56	35.70	35.62	36.88	39.58	40.10	41.18	43.32	45.46	47.60	
3.87	3.78	4.17	4.15	4.02	4.03	4.01	3.92	3.85	3.78	
3-380~415V-50Hz	3-380~415V-50Hz	3-380~415V-50Hz	3-380~415V-50Hz	3-380~415V-50Hz	3-380~415V-50Hz	3-380~415V-50Hz	3-380~415V-50Hz	3-380~415V-50Hz	3-380~415V-50Hz	
97.40	98.40	108.50	109.80	110.50	119.50	128.20	129.20	130.20	131.20	
R410A (2088)	R410A (2088)	R410A (2088)	R410A (2088)	R410A (2088)	R410A (2088)	R410A (2088)	R410A (2088)	R410A (2088)	R410A (2088)	
39 (81.432)	39 (81.432)	46 (96.048)	46 (96.048)	46 (96.048)	49 (102.312)	52 (108.576)	52 (108.576)	52 (108.576)	52 (108.576)	
6 / Scroll DC Inverter HITACHI		6 / Scroll DC Inverter HITACHI			7 / Scroll DC Inverter HITACHI		8 / Scroll DC Inverter HITACHI		8 / Scroll DC Inverter HITACHI	
19.1 (3/4)		22.2 (7/8)			22.2 (7/8)		22.2 (7/8)		22.2 (7/8)	
41.3 (1 5/8)		44.5 (1 3/4)			44.5 (1 3/4)		44.5 (1 3/4)		44.5 (1 3/4)	
34.9 (1 3/8)		38.1 (1 1/2)			38.1 (1 1/2)		38.1 (1 1/2)		38.1 (1 1/2)	
19.1 (3/4)		19.1 (3/4)			19.1 (3/4)		19.1 (3/4)		19.1 (3/4)	
6.35 (1/4)		6.35 (1/4)			6.35 (1/4)		6.35 (1/4)		6.35 (1/4)	
1000	1000	1000	1000	1000	1000	1000	1000	1000	1000	
30	30	30	30	30	30	30	30	30	30	
70 - 110	70 - 110	70 - 110	70 - 110	70 - 110	70 - 110	70 - 110	70 - 110	70 - 110	70 - 110	
3950x1615x765		5300x1615x765			5300x1615x765		5300x1615x765		5300x1615x765	
909		1116			1164		1212		1212	
		56/68			56/68		55/69		55/69	
		91			91		91		91	
		10675 / 54000			10675 / 55000		10675 / 57000		12875 / 60000	
-5 / 43	-5 / 43	-5 / 43	-5 / 43	-5 / 43	-5 / 43	-5 / 43	-5 / 43	-5 / 43	-5 / 43	
-20 / 24	-20 / 24	-20 / 24	-20 / 24	-20 / 24	-20 / 24	-20 / 24	-20 / 24	-20 / 24	-20 / 24	
64	64	64	64	64	64	64	64	64	64	
50 - 130	50 - 130	50 - 130	50 - 130	50 - 130	50 - 130	50 - 130	50 - 130	50 - 130	50 - 130	

(1) Cooling capacity tested in accordance with ISO 5151 Standards; outdoor temperature 35° C DB, 24° C WB and indoor temperature 27° C DB, 19° WB.
 (2) Heating capacity tested in accordance with ISO 5151 Standards; outdoor temperature 7° C DB, 6° C WB and indoor temperature 20° C DB, 15° C WB.
 (3) Refer to the label inside the unit to calculate the additional refrigerant charge.
 (4) When several outdoor units are paired the diameters indicated refer to the section up to the first branch, with a length equivalent or less than 90m.
 (5) Space between the paired units = 100 mm.

PROJECT VRF R410A FULL DC INVERTER

.....

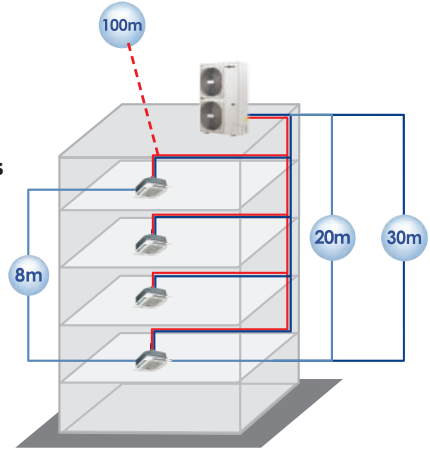
XRV PLUS MINI Heat pump



FULL DC INVERTER
HCNU 1054 XRV-1 Plus

FULL DC INVERTER
HCNU 1404 XRV-1 Plus
HCSU 1404 XRV-1 Plus
HCSU 1604 XRV-1 Plus
HCSU 1804 XRV-1 Plus

NEW



Splitting lengths and height differences

Maximum length of the pipes = 100 m

All units are equipped with a high efficiency Full DC Inverter compressor .

Slim, flexible design.

DC Inverter motor fan:

- wider fan speed adjustment range
- reduced noise level

Optimal design of the fan and fan-shaped louvre, that ensure low noise level at high air flow.

Broad operating range

- cooling -15° C ~ +43° C
- heating -15° C ~ +27° C

Auto-addressing of indoor units.

Maximum distance between O.U. and the farthest I.U. = 70 m (50 m for HCNU 1054 XRV-1 Plus)

Maximum distance from the first branch pipe to the farthest = 20 m

Maximum height difference between O.U. (up high) and I.U. = 30 m

Maximum height difference between O.U. (down low) and I.U. = 20 m

Maximum height difference between I.U. = 8 m

Maximum length of the pipes = 100 m

NEW

Model			HCNU 1054 XRV-1 Plus	HCNU 1404 XRV-1 Plus	HCSU 1404 XRV-1 Plus	HCSU 1604 XRV-1 Plus	HCSU 1804 XRV-1 Plus
Power		HP	3.75	5	5	6	6.5
Rated capacity (1)	Cooling	kW	9.00	14.00	14.00	15.50	17.50
Rated absorbed power		kW	2.30	3.95	3.95	4.52	5.30
Rated energy efficiency coefficient		EER	3.91	3.54	3.54	3.43	3.30
Rated capacity (2)	Heating	kW	9.00	15.40	15.40	17.00	19.00
Rated absorbed power		kW	2.27	4.15	4.15	4.77	5.00
Rated energy performance coefficient		COP	3.97	3.71	3.71	3.56	3.80
Electrical data							
Power		Ph-V-Hz	1-220~240V-50Hz			3-380~415V-50Hz	
Maximum current		A	22.80	29.80	11.00	12.00	12.50
Refrigerant circuit/features							
Refrigerant		type (GWP)	R410A (2088)				
Quantity refrigerant pre-load (tons of CO2 equivalent)		Kg (t)	2.95 (6.160)	3.9 (8.143)	3.9 (8.143)		4.5 (9.396)
DC Inverter compressor		no. / type	Rotary DC Inverter MITSUBISHI				
Diameter refrigerant pipes	Liquid	Ø mm (inch)	9.53 (3/8")			9.53 (3/8")	
	Gas	Ø mm (inch)	15.9 (5/8")			19.1 (3/4")	
Max pipe length		m	100				
Max height difference between indoor units		m	8				
Max height difference between outdoor and indoor units	O.U. up-down	m	30 - 20				
Product specifications							
Dimensions	LxHxD	mm	990(+85)x966x354	900x1327x348	900x1327x348		
Net weight		Kg	75.5	95	95	102	107
Sound pressure level at 1 m	max	dB(A)	54	57	57		59
	max	dB(A)	68	73	73	73	74
Fan air flow	max	m³/h	5500	6000	6000		6800
Operating limit (external temperature)	Cooling	°C / DB	-15 / 43				
	Heating	°C / WB	-15 / 27				
Max connectable indoor units		no.	5	6	6	7	9
Capacity of connected indoor unit		%	45 - 130				

(1) Cooling capacity tested in accordance with ISO 5151 Standards; outdoor temperature 35° C DB, 24° C WB and indoor temperature 27° C DB, 19° C WB.
 (2) Heating capacity tested in accordance with ISO 5151 Standards; outdoor temperature 7° C DB, 6° C WB and indoor temperature 20° C DB, 15° C WB.

PROJECT VRF R410A FULL DC INVERTER

.....

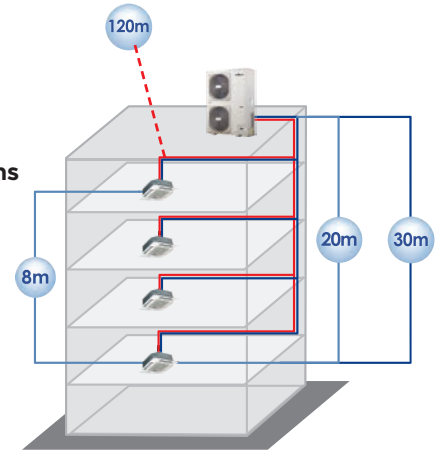
XRV PLUS MINI Heat pump



FULL DC INVERTER
HCYU 2004 XRV-1 Plus
HCYU 2244 XRV-1 Plus
HCYU 2604 XRV-1 Plus

Splitting lengths and height differences

Maximum length of the pipes = 120 m



All units are equipped with a high efficiency Full DC Inverter compressor .

DC Inverter motor fan:

- wider fan speed adjustment range
- reduced noise level

Up to 12 indoor units connected to one compact outdoor unit.

Auto-addressing of indoor units.

Self-diagnosis function for main system problems.

Maximum distance between O.U. and the farthest I.U. = 70 m

Maximum distance from the first branch pipe to the farthest = 20 m

Maximum height difference between O.U. (up high) and I.U. = 30 m

Maximum height difference between O.U. (down low) and I.U. = 20 m

Maximum height difference between I.U. = 8 m

Maximum length of the pipes = 120 m

Model		HCYU 2004 XRV-1 Plus		HCYU 2244 XRV-1 Plus		HCYU 2604 XRV-1 Plus	
Power		HP	7	8	9		
Rated capacity (1)	Cooling	kW	20.00	22.40	26.00		
		kW	6.10	6.80	7.60		
		EER	3.28	3.29	3.42		
Rated capacity (2)	Heating	kW	22.00	24.50	28.50		
		kW	6.10	5.90	6.80		
		COP	3.61	4.15	4.19		
Electrical data							
Power		Ph-V-Hz	3-380~415V-50Hz				
Maximum current		A	14.50	16.20	18.50		
Refrigerant circuit/features							
Refrigerant		type (GWP)	R410A (2088)				
Quantity refrigerant pre-load (tons of CO2 equivalent)		Kg (t)	4.8 (10.022)	6.2 (12.946)			
DC Inverter compressor		no. / type	Rotary DC Inverter MITSUBISHI				
Diameter refrigerant pipes	Liquid	Ø mm (inch)	9.52 (3/8)				
	Gas	Ø mm (inch)	19.1 (3/4)	22.2 (7/8)			
Max pipe length		m	120				
Max height difference between indoor units		m	8				
Max height difference between outdoor and indoor units	O.U. up-down	m	30 - 20				
Product specifications							
Dimensions	LxHxD	mm	1120x1558x400				
Net weight		Kg	137	146.5	147		
Sound pressure level at 1 m	max	dB(A)	55/59		56/60		
Sound power level	max	dB(A)	76		77		
Fan air flow	max	m³/h	10999	10494	10494		
Operating limit (external temperature)	Cooling	°C / DB	-15 / 46				
	Heating	°C / WB	-15 / 24				
Max connectable indoor units		no.	10	11	12		
Capacity of connected indoor unit		%	50 - 130				

(1) Cooling capacity tested in accordance with ISO 5151 Standards; outdoor temperature 35° C DB, 24° C WB and indoor temperature 27° C DB, 19° C WB.
(2) Heating capacity tested in accordance with ISO 5151 Standards; outdoor temperature 7° C DB, 6° C WB and indoor temperature 20° C DB, 15° C WB.

PROJECT VRF R410A FULL DC INVERTER

.....

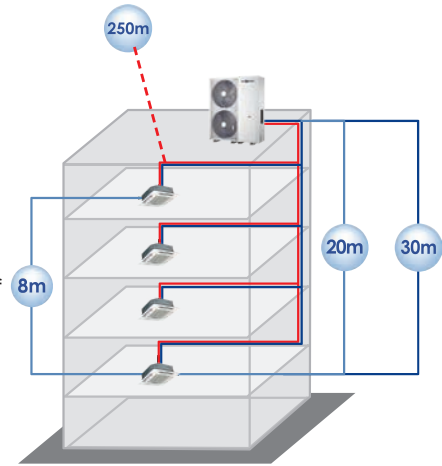
XRV PLUS MINI Heat pump



FULL DC INVERTER
HCYU 4004 XRV-1 Plus
HCYU 4504 XRV-1 Plus

Splitting lengths and height differences

Maximum length of the pipes = 250 m



All units are equipped with a high efficiency Full DC Inverter compressor .

DC Inverter motor fan:

- wider fan speed adjustment range
- reduced noise level

Up to 15 indoor units connected to one compact outdoor unit.

Auto-addressing of indoor units.

Self-diagnosis function for main system problems.

Maximum distance between O.U. and the farthest I.U. = 120 m

Maximum distance from the first branch pipe to the farthest = 40 m

Maximum height difference between O.U. (up high) and I.U. = 30 m

Maximum height difference between O.U. (down low) and I.U. = 20 m

Maximum height difference between I.U. = 8 m

Maximum length of the pipes = 250 m

Model			HCYU 4004 XRV-1 Plus	HCYU 4504 XRV-1 Plus
Power		HP	14	16
Rated capacity (1)	Cooling	kW	40.00	45.00
Rated absorbed power		kW	11.90	13.60
Rated energy efficiency coefficient		EER	3.35	3.32
Rated capacity (2)	Heating	kW	45.00	50.00
Rated absorbed power		kW	11.10	12.70
Rated energy performance coefficient		COP	4.05	3.93
Electrical data				
Power		Ph-V-Hz	3-380~415V-50Hz	
Maximum current		A	33.00	44.00
Refrigerant circuit/features				
Refrigerant		type (GWP)	R410A (2088)	
Quantity refrigerant pre-load (tons of CO2 equivalent)		Kg (t)	9 (18.792)	12 (25.056)
DC Inverter compressor		no. / type	2/ Rotary DC Inverter MITSUBISHI	
Diameter refrigerant pipes	Liquid	Ø mm (inch)	12.7 (1/2)	
	Gas	Ø mm (inch)	22.2 (7/8)	25.4 (1)
Max pipe length		m	250	
Max height difference between indoor units		m	8	
Max height difference between outdoor and indoor units	O.U. up-down	m	30 - 20	
Product specifications				
Dimensions	LxHxD	mm	1360x1650x540	1460x1650x540
Net weight		Kg	240	275
Sound pressure level at 1 m	max	dB(A)	55/62	
Sound power level	max	dB(A)	82	83
Fan air flow	max	m³/h	16575	16575
Operating limit (external temperature)	Cooling	°C / DB	-5 / 43	
	Heating	°C / WB	-15 / 24	
Max connectable indoor units		no.	14	15
Capacity of connected indoor unit		%	50 - 130	

(1) Cooling capacity tested in accordance with ISO 5151 Standards; outdoor temperature 35° C DB, 24° C WB and indoor temperature 27° C DB, 19° C WB.

(2) Heating capacity tested in accordance with ISO 5151 Standards; outdoor temperature 7° C DB, 6° C WB and indoor temperature 20° C DB, 15° C WB.

PROJECT VRF R410A FULL DC INVERTER

.....

PREMIUM - SERIE P INDOOR UNITS

		kW	2.20	2.80	3.60	4.50	5.60	7.10	9.00	11.20	12.50	14.00	16.00	20.00	28.00
Cassette units	compact 60x60  HTFU XRV-P		•	•	•	•									
	84x84  HTBU XRV-P						•	•	•	•		•			
Ducted	medium pressure head  HUCU XRV-P		•	•	•	•	•	•	•	•		•			
	high pressure head  HVDU XRV-P							•	•	•		•	•	•	•
	all-outside air  HVDU-F XRV-P										•	•			
Floor	wall  HKEU XRV-P		•	•	•	•	•	•	•						
	floor / ceiling  HSFU XRV-P						•	•	•	•		•			
	recessed  HFIU XRV-P		•	•	•	•									
console  HFCU XRV-P			•	•		•									

PROJECT VRF R410A FULL DC INVERTER

.....

HTFU XRV-P Compact cassette 60x60



The control must be purchased as an accessory



Characteristics

2.20-4.50 kW | 4 power levels

Ultra-compact design.

22 dB(A) (2.20-2.80 kW) | Extremely quiet

360° air diffusion

Condensate drain pump with possibility of raising the discharge up to 500 mm from the lower height

Model		HTFU 225 XRV-P	HTFU 285 XRV-P	HTFU 365 XRV-P	HTFU 455 XRV-P
Control (included)	type	none			
Rated cooling capacity	kW	2.20	2.80	3.60	4.50
Rated heating capacity	kW	2.40	3.20	4.00	5.00
Electrical data					
Power	Ph-V-Hz	1-220~240V-50Hz			
Electrical absorption	W	35	35	40	50
Product specifications					
Air flow (1)	Max~Min	m³/h		604~400	
Sound pressure level at 1.4 m (1)	Max~Min	dB(A)		41~28	
Sound power level (1)	Max~Min	dB(A)		56~43	
External dimensions	LxHxD	mm			
Net weight		Kg		19.2	
Refrigerant connections	Liquid/Gas	Ø mm (inch)		6.35 (1/4") - 12.7 (1/2")	
Condensate drain		Ø mm			
Accessories					
Decorative panel		TFP 155 XRV-P			
Dimensions	LxHxD	mm			
Net weight		Kg			
Remote control		DHIR-5-6-XRV-K-P			
Wired remote control		DHW-5-6-XRV-K-P			
Optional parts					
Centralised control		See on page 123			

(1) Values related to Max and Min speed of 7 levels settable by remote control.

HTBU XRV-P Cassette 84x84



The control must be purchased as an accessory



Characteristics

5.60-14.00 kW | 5 power levels

Low resistance and low noise fan profile

Condensate drain pump with possibility of raising the discharge up to 750 mm from the lower height

Internal electronic control

Pre-set for the connection of a channel for the intake of external air

Model		HTBU 565 XRV-P	HTBU 715 XRV-P	HTBU 905 XRV-P	HTBU 1125 XRV-P	HTBU 1405 XRV-P
Control (included)	type	none				
Rated cooling capacity	kW	5.60	7.10	9.00	11.20	14.00
Rated heating capacity	kW	6.30	8.00	10.00	12.50	16.00
Electrical data						
Power	Ph-V-Hz	1-220~240V-50Hz				
Electrical absorption	W	31	46	75	94	
Product specifications						
Air flow (1)	Max~Min	m³/h		1596~1034		1727~1224
Sound pressure level at 1.4 m (1)	Max~Min	dB(A)		47~36		50~38
Sound power level (1)	Max~Min	dB(A)		61~50		64~52
External dimensions	LxHxD	mm		840x300x840		
Net weight		Kg		28.4		
Refrigerant connections	Liquid/Gas	Ø mm (inch)		9.52 (3/8") - 15.9 (5/8")		
Condensate drain		Ø mm				
Accessories						
Decorative panel		TBP 712 IHXR				
Dimensions	LxHxD	mm				
Net weight		Kg				
Remote control		DHIR-5-6-XRV-K-P				
Wired remote control		DHW-5-6-XRV-K-P				
Optional parts						
Centralised control		See on page 123				

(1) Values related to Max and Min speed of 7 levels settable by remote control.

PROJECT VRF R410A FULL DC INVERTER

.....

HUCU XRV-P Medium head ducted



The control must be purchased as an accessory



Characteristics

2.20-14.00 kW | 9 power levels

Only 210 mm in height (2.20~7.10 kW) | Ultra-compact design: thanks to its small size it is ideal for use in hotels

Available pressure head: **50 Pa** (2.20~7.10 kW); **100 Pa** (9.00~11.20 kW); **150 Pa** (14.00 kW)

Air intake from bottom or rear

Electrical box inside the unit body

Condensate drain pump with possibility of raising the discharge up to 750 mm from the lower height

Model			HUCU 225 XRV-P	HUCU 285 XRV-P	HUCU 365 XRV-P	HUCU 455 XRV-P
Control (included)	type		none			
Rated cooling capacity	kW		2.20	2.80	3.60	4.50
Rated heating capacity	kW		2.60	3.20	4.00	5.00
Electrical data						
Power	Ph-V-Hz		1-220~240V-50Hz			
Electrical absorption	W		40	40	45	92
Product specifications						
Air flow (1)	Max~Min	m ³ /h	520~300		580~370	800~400
Fan pressure head	Std/Max	Pa	10/50			
Sound pressure level at 1.4 m (1)	Max~Min	dB(A)	32~23		33~25	36~25
Sound power level (1)	Max~Min	dB(A)	50~41		51~43	54~43
Dimensions	LxHxD	mm	780x210x500			1000x210x500
Net weight		Kg	18			21.5
Refrigerant connections	Liquid/Gas	Ø mm (inch)	6.35 (1/4") - 12.7 (1/2")			
Condensate drain		Ø mm	25			
Accessories						
Remote control			DHIR-5-6-XRV-K-P			
Wired remote control			DHW-5-6-XRV-K-P			
Optional parts						
Centralised control			See on page 123			

(1) Values related to Max and Min speed of 7 levels settable by remote control.

Model			HUCU 565 XRV-P	HUCU 715 XRV-P	HUCU 905 XRV-P	HUCU 1125 XRV-P	HUCU 1405 XRV-P
Control (included)	type		none				
Rated cooling capacity	kW		5.60	7.10	9.00	11.20	14.00
Rated heating capacity	kW		6.30	8.00	10.00	12.50	15.50
Electrical data							
Power	Ph-V-Hz		1-220~240V-50Hz				
Electrical absorption	W		92	98	120	200	250
Product specifications							
Air flow (1)	Max~Min	m ³ /h	830~560	1000~680	1260~780	1500~1080	1960~1360
Fan pressure head	Std/Max	Pa	10/50		20/100		40/150
Sound pressure level at 1.4 m (1)	Max~Min	dB(A)	36~28	37~28	37~28	39~33	41~33
Sound power level (1)	Max~Min	dB(A)	54~46	55~46	55~46	57~51	59~51
Dimensions	LxHxD	mm	1000x210x500	1220x210x500	1230x270x775		1290x300x865
Net weight		Kg	21.5	27.5	37		46.5
Refrigerant connections	Liquid/Gas	Ø mm (inch)	9.52 (3/8") - 15.9 (5/8")				
Condensate drain		Ø mm	25				
Accessories							
Remote control			DHIR-5-6-XRV-K-P				
Wired remote control			DHW-5-6-XRV-K-P				
Optional parts							
Centralised control			See on page 123				

(1) Values related to Max and Min speed of 7 levels settable by remote control.

PROJECT VRF R410A FULL DC INVERTER

.....

HVDU XRV-P Ducted with high head



The control must be purchased as an accessory



Characteristics

7.10-28.00 kW | 7 power levels

Available pressure head:

200 Pa (7.10-16.00 kW)

250 Pa (20.00-28.00 kW)

423 mm in height (7.10-16.00 kW) | Compact size


Rear air intake

Ease of maintenance

Model		HVDU 715 XRV-P	HVDU 905 XRV-P	HVDU 1125 XRV-P	HVDU 1405 XRV-P	HVDU 1605 XRV-P	HVDU 2005 XRV-P	HVDU 2805 XRV-P	
Control (included)	type	none							
Rated cooling capacity	kW	7.10	9.00	11.20	14.00	16.00	20.00	28.00	
Rated heating capacity	kW	8.00	10.00	12.50	16.00	17.00	22.50	31.50	
Electrical data									
Power	Ph-V-Hz	1-220~240V-50Hz							
Electrical absorption	W	180	220	380	420	700	990	1200	
Product specifications									
Air flow (1)	Max~Min	m ³ /h	1360~1160	1420~1140	1870~1350	2240~1600	2660~1880	4330~3730	
Fan pressure head	Std/Max	Pa	100/200					170/250	
Sound pressure level at 1.4 m (1)	Max~Min	dB(A)	46~42	50~45	50~45	53~48	54~50	57~50	
Sound power level (1)	Max~Min	dB(A)	64~60	68~63	68~63	71~66	72~68	75~68	
Dimensions	LxHxD	mm	965x423x690			1322x423x691		1454x515x931	
Net weight		Kg	41	51	51	68	68	130	
Refrigerant connections	Liquid/Gas	Ø mm (inch)	9.52 (3/8") - 15.9 (5/8")					12.7 (1/2") - 22.2 (7/8")	
Condensate drain		Ø mm	25					32	
Accessories									
Remote control		DHIR-5-6-XRV-K-P							
Wired remote control		DHW-5-6-XRV-K-P							
Optional parts									
Centralised control		See on page 123							

(1) Values related to Max and Min speed of 7 levels settable by remote control.

HVDU-F XRV-P All-outside air ducted



The control must be purchased as an accessory



Characteristics

These air processing units can be connected together with the indoor units to the same refrigerant system, thus increasing the design flexibility and creating a remarkable reduction in operating costs

12.50-14.00 kW | 2 power levels

423 mm in height | Ultra-compact design

200 Pa | Max pressure head of fans

Automatic function "all-outside air" to save energy when the outdoor temperature drops below the set temperature

Model		HVDU-F 1255 XRV-P	HVDU-F 1405 XRV-P
Control (included)		none	
Rated cooling capacity (1)	kW	12.50	14.00
Rated heating capacity (2)	kW	10.50	12.00
Electrical data			
Power	Ph-V-Hz	1-220~240V-50Hz	
Electrical absorption	W	480	
Product specifications			
Air flow (3)	Max~Min	m ³ /h	
		2000~1500	
Fan pressure head	Std/Max	Pa	
		180/200	
Sound pressure level at 1.4 m (3)	Max~Min	dB(A)	
		48~42	
Sound power level (3)	Max~Min	dB(A)	
		66~60	
Dimensions	LxHxD	mm	
		1322x423x691	
Net weight		Kg	
		68	
Refrigerant connections	Liquid/Gas	Ø mm (inch)	
		9.52 (3/8") - 15.9 (5/8")	
Condensate drain		Ø mm	
		25	
Operating field (100% outdoor air)	Cooling	°C	
	Heating	-5 / 16	
		20 / 43	
Accessories			
Remote control		DHIR-5-6-XRV-K-P	
Wired remote control		DHW-5-6-XRV-K-P	
Optional parts			
Centralised control		See on page 123	

(1) Cooling test conditions: 100% outdoor air 33° C DB, 28° C WB. (2) Heating test conditions: 100% outdoor air 0° C DB, -2.9° C WB. (3) Values related to Max and Min speed of 7 levels settable by remote control.

PROJECT VRF R410A FULL DC INVERTER

.....

HKEU XRV-P Wall



The control must be purchased as an accessory



Characteristics

- 2.20-9.00 kW** | 7 power levels
- New design
- 203 mm deep** (2.20 kW) | Very compact design
- 29 dB(A)** (2.20-2.80 kW) | Extremely quiet
- Standard washable filter

Model		HKEU 225 XRV-P	HKEU 285 XRV-P	HKEU 365 XRV-P	HKEU 455 XRV-P	HKEU 565 XRV-P	HKEU 715 XRV-P	HKEU 905 XRV-P	
Control (included)	type	none							
Rated cooling capacity	kW	2.20	2.80	3.60	4.50	5.60	7.10	9.00	
Rated heating capacity	kW	2.40	3.20	4.00	5.00	6.30	8.00	10.00	
Electrical data									
Power	Ph-V-Hz	1-220~240V-50Hz							
Electrical absorption	W	28	30	40	45	55	82		
Product specifications									
Air flow (1)	Max~Min	m³/h	422~356	417~316	656~488	594~424	747~547	1195~809	1421~867
Sound pressure level at 1 m (1)	Max~Min	dB(A)	31~29	31~29	33~30	35~31	38~34	44~36	48~38
Sound power level (1)	Max~Min	dB(A)	46~44	46~44	48~45	50~46	53~49	59~51	63~53
Dimensions	LxHxD	mm	835x280x203			990x315x223		1194x343x262	
Net weight		Kg	8.4	9.5	11.4	12.8	17		
Refrigerant connections	Liquid/Gas	Ø mm (inch)	6.35 (1/4") - 12.7 (1/2")			9.52 (3/8") - 15.9 (5/8")			
Condensate drain		Ø mm	16						
Accessories									
Remote control		DHIR-5-6-XRV-K-P							
Wired remote control		DHW-5-6-XRV-K-P							
Optional parts									
Centralised control		See on page 123							

(1) Values related to Max and Min speed of 7 levels settable by remote control.

HSFU XRV-P Floor/ceiling



The control must be purchased as an accessory



Characteristics

- 5.60-14.00 kW** | 5 power levels
- Auto Swing function** | Optimizes the distribution of air flow in the environment
- Built-in electronic expansion valve
- Easy installation with unit attached to the wall or ceiling

Model		HSFU 565 XRV-P	HSFU 715 XRV-P	HSFU 905 XRV-P	HSFU 1125 XRV-P	HSFU 1405 XRV-P
Control (included)	type	none				
Rated cooling capacity	kW	5.60	7.10	9.00	11.20	14.00
Rated heating capacity	kW	6.30	8.00	10.00	12.50	15.00
Electrical data						
Power	Ph-V-Hz	1-220~240V-50Hz				
Electrical absorption	W	115	115	130	180	180
Product specifications						
Air flow (1)	Max~Min	m³/h	930~720		1280~1050	1890~1580
Sound pressure level at 1 m (1)	Max~Min	dB(A)	43~38		45~40	47~42
Sound power level (1)	Max~Min	dB(A)	56~51		58~53	60~55
Dimensions	LxHxD	mm	990x660x203		1280x660x203	1670x680x244
Net weight		Kg	28		35	48
Refrigerant connections	Liquid/Gas	Ø mm (inch)	9.52 (3/8") - 15.9 (5/8")			
Condensate drain		Ø mm	16			
Accessories						
Remote control		DHIR-5-6-XRV-K-P				
Wired remote control		DHW-5-6-XRV-K-P				
Optional parts						
Centralised control		See on page 123				

(1) Values related to Max and Min speed of 7 levels settable by remote control.

PROJECT VRF R410A FULL DC INVERTER

.....

HFIU XRV-P Console



The control must be purchased as an accessory



Characteristics

- 2.20~4.50 kW** | 4 power levels
- 210 mm deep** | Ultra-compact design
- Dual capacity to control air output floor: upper and lower
- 7 fan speeds
- Front and side air intake
- Anti-formaldehyde filter** | To eliminate the harmful effects of the gases released in the environments

Model	HFIU 225 XRV-P		HFIU 285 XRV-P		HFIU 365 XRV-P		HFIU 455 XRV-P	
Control (included)	none							
Rated cooling capacity	kW	2.20	2.80	3.60	4.50			
Rated heating capacity	kW	2.60	3.20	4.00	5.00			
Electrical data								
Power supply	Ph-V-Hz	1-220~240V-50Hz						
Electrical absorption	W	20	25	25	35			
Product specifications								
Air flow (1)	Max~Min	m³/h	430~229	510~229	510~229	660~400		
Sound pressure level at 1 m (1)	Max~Min	dB(A)	38~26	39~27	39~27	42~36		
Sound power level (1)	Max~Min	dB(A)	54~42	55~43		58~52		
Dimensions	LxHxD	mm	700x600x210					
Net weight		Kg	14	15				
Refrigerant connections	Liquid/Gas	Ø mm (inch)	6.35 (1/4") - 12.7 (1/2")					
Condensate drain		Ø mm	16					
Accessories								
Remote control				DHIR-5-6-XRV-K-P				
Wired remote control				DHW-5-6-XRV-K-P				
Optional parts								
Centralised control				See on page 123				

(1) Values related to Max and Min speed of 7 levels settable by remote control.

HFCU XRV-P Flush floor



The control must be purchased as an accessory



Characteristics

- 2.80~5.60 kW** | 3 power levels
- 29 dB(A)** (2.80 kW) | Extremely quiet
- Lower air intake
- Built-in expansion valve and electronic control

Model	HFCU 285 XRV-P		HFCU 365 XRV-P		HFCU 565 XRV-P	
Control (included)	none					
Rated cooling capacity	kW	2.80	3.60	5.60		
Rated heating capacity	kW	3.20	4.00	6.30		
Electrical data						
Power supply	Ph-V-Hz	1-220~240V-50Hz				
Electrical absorption	W	45	55	88		
Product specifications						
Air flow (1)	Max~Min	m³/h	569~421	624~375	1150~830	
Fan pressure head	Std/Max	Pa	10/10			
Sound pressure level at 1 m (1)	Max~Min	dB(A)	36~29	37~30	41~31	
Sound power level (1)	Max~Min	dB(A)	54~47	55~48	59~49	
Dimensions	LxHxD	mm	840x545x212	1040x545x212	1340x545x212	
Net weight		Kg	21	25.5	30.5	
Refrigerant connections	Liquid/Gas	Ø mm (inch)	6.35 (1/4") - 12.7 (1/2")			9.52 (3/8") - 15.9 (5/8")
Condensate drain		Ø mm	16			
Accessories						
Remote control			DHIR-5-6-XRV-K-P			
Wired remote control			DHW-5-6-XRV-K-P			
Optional parts						
Centralised control			See on page 123			

(1) Values related to Max and Min speed of 7 levels settable by remote control.

PROJECT VRF R410A FULL DC INVERTER

.....

TOTAL HEAT EXCHANGER

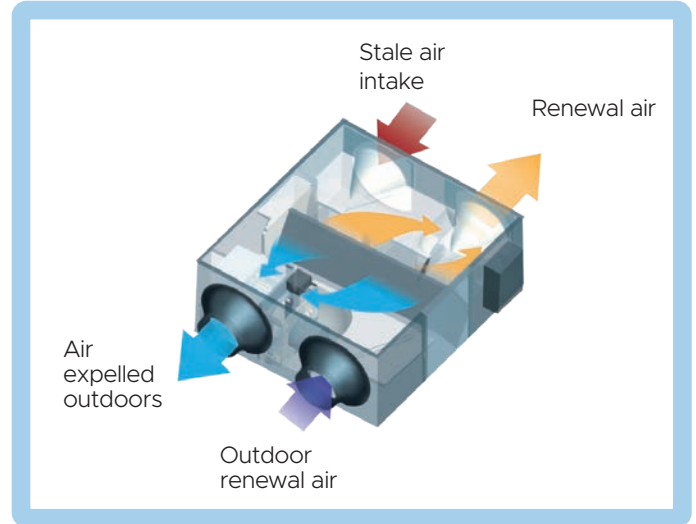


EHIN 203-1003

The control must be purchased as an accessory



EHIN 1503-2003



Enthalpy heat recovery unit. Energy regenerator during heat exchanges in rooms

The ventilation units with heat recovery are suited for use in bars, restaurants, offices, gyms, changing rooms and all rooms where it is necessary to exchange air during hours of operation.

The units consist of two centrifugal fans: one introduces clean air filtered from outside and the other one expels the stale air from the inside. The two air flows go through one blade heat exchanger in which part of the heat is recovered.

Depending on the season, the indoor air heats or cools the outdoor air that is introduced without coming into contact with it.

- 8 power sizes: 200~2000 m³/h.
- DC Inverter fan.

Model			EHIN 203	EHIN 303	EHIN 403	EHIN 503	EHIN 803	EHIN 1003	EHIN 1503	EHIN 2003	
Control (included)		type	None								
Heat exchange efficiency ¹	Enthalpy	%	77.5	72.1	73.5	74.0	72.3	76.0	69.4	74.7	
	Account	%	81.1	75.5	77.7	80.6	78.7	82.8	75.5	77.2	
Electrical data											
Power		Ph-V-Hz	1-220~240-50								
Power absorption		W	70	100	110	150	320	380	680	950	
Rated absorbed current		A	0.64	0.84	0.97	1.2	2.4	2.9	3.8	5.7	
Product specifications											
External dimensions	LxHxD	mm	801x272x1195	914x272x1195	1204x272x1276	1106x390x1311	1286x390x1311	1526x390x1311	1375x615x1740	1575x685x1811	
Net weight		Kg	46.5	56.5	71.5	76	80	90	181.5	208.5	
Sound power level	Hi	dB(A)	45	48	48	50	55	54	69	70	
Treated air		m ³ /h	200	300	400	500	800	1000	1500	2000	
Fan pressure head	Hi	Pa	100	90	100	90	140	160	180	200	
Ducting flange		mm	ø144	ø144	ø198	ø244	ø244	ø244	346x326	346x326	
Condensate drain			Not required						Necessary		
Field of application		°C	-7~43 DB (max RH 80%)								
Degree of protection			IPX2								
Specific energy consumption ²	SEC	kWh/m ² a	-41.50	-	-	-	-	-	-	-	
SEC class ²			A	-	-	-	-	-	-	-	
Accessories											
Mandatory wired remote control			DHW EH								

1. Values related to the high speed of the 3 levels settable by wired remote control.

2. Mandatory data for residential ventilation units (RVU) only.

EU Ecodesign Directive 1253/2014 for non-residential ventilation units (NRVU) and residential ventilation (RVU).

EU Energy Labelling 1254/2014 Residential Ventilation Unit (RVU).

PROJECT VRF R410A FULL DC INVERTER

.....

EEV KIT

Kit for connecting UTA with direct expansion battery to Hokkaido XRV systems.



HAHU 9-20 XRV-K
HAHU 20-36 XRV-K
HAHU 36-56 XRV-K

EEV-KIT lets you connect direct air handling unit expansion coils to XRV systems.

These kits are composed of an expansion valve and electronic control to manage refrigerant flow toward the AHU: in this way, AHU systems can make use of the advantages linked to XRV technology.

EEV-KIT Application diagrams

Diagram type A: Mixed system indoor unit XRV + AHU

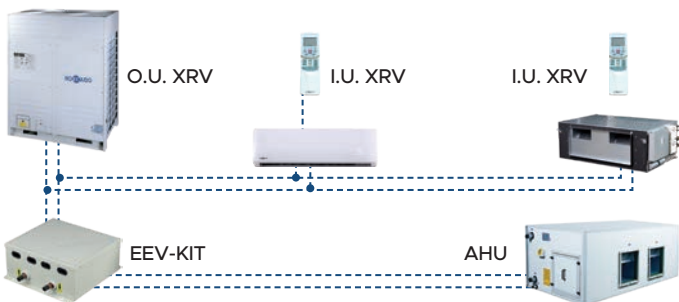

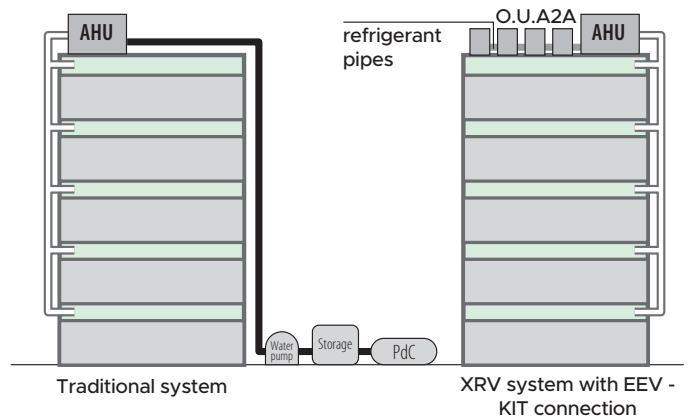


Diagram type B: AHU only



Traditional VS XRV systems with EEV-KIT

Below is a comparison between a traditional connection system and an XRV system with EEV-KIT connection.



EEV-KIT Advantages

High energy efficiency thanks to XRV technology which involves:

- improved indoor temperature control in rooms
- reduced energy consumption linked to Inverter technology
- reduced outdoor unit start&stop cycles
- lower installation and maintenance costs with respect to traditional systems which use an AHU

Installation and operation

Here are a series of instructions regarding EEV-KIT functionality and the correct installation methods.

- Failure feedback function: error codes can be shown on the display when malfunctions occur. It is also possible to verify the set temperature.
- Maximum Number of EEV-Kit that can be connected to an AHU: 4 (maximum reachable capacity 224 kW).
- Maximum distance between EEV Kits and AHU: 8 m. Kit can be connected with XRV systems with R410A refrigerant gas, except for heat recovery systems (XRV 3 pipes).

PROJECT VRF R410A FULL DC INVERTER

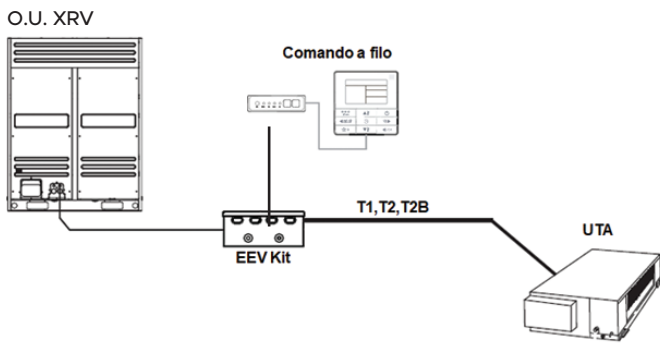
.....

EEV KIT

Technical data

Model	HAHU 9-20 XRV-K	HAHU 20-36 XRV-K	HAHU 36-56 XRV-K
Rated heating (kW)	9.00~20.00	20.10~36.00	36.10~56.00
Power supply (Ph-V-Hz)	1-220~240V-50Hz		
H x L x D (mm)	375 x 350 x 150		
Net weight (kg)	8.4	8.7	8.9
In/out refrigerant connections [Ø mm (inch)]	7.9 (5/16")	12.7 (1/2")	15.9 (5/8")
Serial control (type)	Wired remote control		
Optional parts			
Third-party control	Siemens POL 638.70		
Centralised control	See compatibility table		

Electrical connections diagram

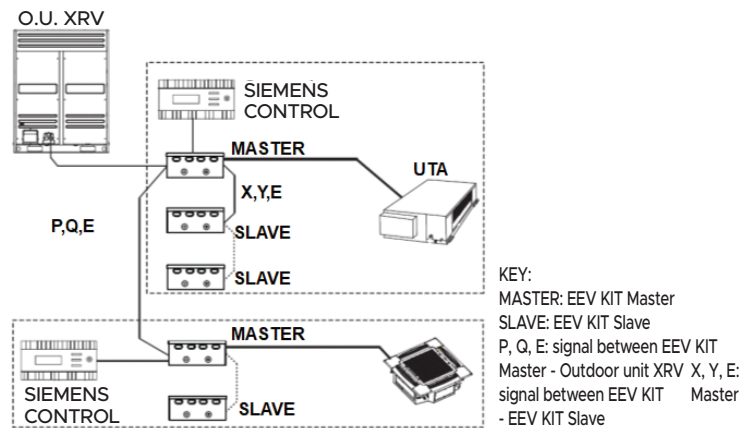


Room temperature control occurs with the same logic as an XRV: comparing the temperature detected by the T1 sensor and the setting temperature Ts, it is possible to start or stop the outdoor unit, calculate the required thermal load and manage the refrigerant flow through the electronic expansion valve.

EEV-KIT type selection

Model	HP	I.U. rated capacity (kW)
HAHU 9-20 XRV-K	3.2	Between 9.00 and 11.20 kW
	4	Between 11.20 and 14.00 kW
	5	Between 14.00 and 18.00 kW
	6	Between 18.00 and 20.00 kW
HAHU 20-36 XRV-K	8	Between 20.00 and 25.00 kW
	10	Between 25.00 and 30.00 kW
	12	Between 30.00 and 36.00 kW
HAHU 36-56 XRV-K	14	Between 36.00 and 40.00 kW
	16	Between 40.00 and 45.00 kW
	18	Between 45.00 and 50.00 kW
	20	Between 50.00 and 56.00 kW

Master-slave connection logic



In the case of parallel connections of more than one EEV-KIT to service a AHU, the connection logic to be followed is that of Master-Slave.

The choice of the quantities and capacity of the EEV KITS to be installed is related to the power of the AHU to which it must be connected.

Example

If the AHU has a capacity of 92 kW, 2 EEV-KITs can be installed:

HAHU 36-56 XRV-K - setting capacity 20HP

HAHU 20-36 XRV-K - setting capacity 12HP



HEATING





THE RANGE THAT MEETS ALL NEEDS



The careful process of selecting system requirements and design is expanding in Italy. Thanks to continuous technological research for this purpose, an exclusive hydronic pump range has found its place on the market.

HEATING therefore incorporates a selection of excellent products for **heating, air conditioning** and **DHW production** for the residential and commercial sectors.

HEATING



FAN COIL - HYDRONIC TERMINALS	110
Exposed - recessed	
MONOBLOC R32	112
Air-water heat pump	
MINICHILLER FULL DC INVERTER	116
Air-water heat pump	
HP SPLIT FULL DC INVERTER	118
Air-water heat pump	
WATER HEATER WITH HEAT PUMP	120
Hot Water	

HEATING



FAN COIL - EXPOSED AND RECESSED HYDRONIC TERMINALS

EXPOSED UNIT



HFLMM 200-900 W-SN

RECESSED UNIT



HFYMM 200 W-SN

Thermal comfort for all seasons in a single device.

Hokkaido FAN COIL terminals are cutting-edge products in terms of design, performance, quiet, consumption and functionality. They are ideal for all environments that need to be air-conditioned, heating or cooling 365 days a year at all times. Their versatility and ability to maintain indoor comfort make them products that can be installed both in homes and in other spaces such as offices, hotels, hospitals, airports, libraries, museums, archives, religious places of worship, warehouses and basements.

Flexible installation and simple maintenance

Both Hokkaido FAN COIL versions, recessed and exposed, can be installed both on the floor and on the ceiling thanks to the special shape of the condensate drain tray and the possibility of interacting via the remote control panel. Coil connections are on the left and can be switched to the right.

The FAN COILS can also be easily inspected, making routine and special maintenance easy and fast.

**ONLY 12 W
OF POWER CONSUMPTION**

[mod. 200]

ONLY 19 DB(A)

[mod. 200]

Characteristics

5 power sizes for the exposed model and 1 power size for the recessed model.

Floor/ceiling model in the double exposed and recessed version.

Extremely quiet: only 19 dB(A) for size 200.

DC Brushless fan motor.

Useful for ceiling and floor installations.

Compact, elegant model with decorative feet (optional).

The grey louvres are manually adjustable on the exposed model, ensuring even diffusion of air inside the environment for optimal comfort.

The DC Brushless fan motor is the technological heart of the Hokkaido FAN COIL range

- High energy efficiency.
- Economic savings.
- Significant reduction in energy consumption compared to tradition fan coil with AC motor.
- Reduced CO2 emissions.

In heating mode

Ventilation starts only if the water inlet temperature is > 30° C: this prevents the circulation of cold air in the room.

Temperature

The room temperature range that can be set on the Hokkaido fan coil thermostat is 17-30° C (both in cold and heat).


HEATING



FAN COIL - EXPOSED AND RECESSED HYDRONIC TERMINALS

Centralized management

Allows up to 64 units to be controlled completely and independently.



Terminals

Interface

DTI F-LY-M*

* The PCB interface kit is already equipped with a wired control for individual control of the unit.

Centralised control

- LCD display.
- Soft touch buttons.
- Operating mode and temperature control.
- Speed control (high/medium/low).
- Daily on-off timer.

PCB interface kit

(to be combined with the centralized control)

An interface must be installed for each connected terminal.

Exposed unit		HFLMM 200 W-SN	HFLMM 350 W-SN	HFLMM 550 W-SN	HFLMM 700 W-SN	HFLMM 900 W-SN
Recessed unit		HFYMM 200 W-SN				
Power	V/Ph/Hz	220-240/1/50				
Air flow (H/M/L) 1	m ³ /h	255 / 215 / 190	510 / 430 / 380	765 / 650 / 570	1020 / 870 / 765	1530 / 1300 / 1150
Cooling 2	Power (H/M/L)	1.74 / 1.31 / 1.05	2.84 / 2.21 / 1.63	4.43 / 3.21 / 2.52	5.51 / 3.92 / 2.99	6.87 / 5.32 / 4.31
	Water flow	299	488	762	948	1182
	Water load loss	8.5	16.3	30.1	16.6	31.4
Water heat. 45° C 3	Power (H/M/L)	1.67 / 1.16 / 1.03	3.02 / 2.27 / 1.63	4.53 / 3.23 / 2.44	5.74 / 4.19 / 3.17	7.58 / 5.65 / 4.52
	Water flow	245	400	625	777	969
	Water load loss	5.6	10.2	17.7	10.2	17.9
Water heat. 55° C 4	Power (H/M/L)	2.41 / 1.68 / 1.48	4.34 / 3.27 / 2.35	6.51 / 4.65 / 3.52	8.26 / 6.03 / 4.55	10.9 / 8.13 / 6.50
	Water flow	353	576	899	1.119	1.395
	Water load loss	10.4	18.9	32.9	18.9	33.3
Water heat. 70° C 5	Power (H/M/L)	2.76 / 1.92 / 1.69	4.98 / 3.75 / 2.69	7.47 / 5.33 / 4.03	9.47 / 6.91 / 5.22	12.5 / 9.32 / 7.46
	Water flow	201	328	512	637	795
	Water load loss	3.8	6.8	11.9	6.8	12.0
Electrical absorption (H)	W	12	26	26	36	101
Sound pressure (H/M/L) 6	dB(A)	29/25/19	32/28/22	36/32/26	40/34/28	43/37/31
Fan motor	Type	DC Brushless				
	Quantity	1				
Fan	Type	Centrifugal with forward curved blades				
	Quantity	1	2	2	3	3
Coil	Rows	3	2	2	2	2
	Maximum pressure	1.6				
Exposed version	Diameter	09.52				
	Net dimensions	800x592x220	1000x592x220	1200x592x220	1500x592x220	1500x592x220
	Packaging dimensions	889x683x312	1089x683x312	1289x683x312	1589x683x312	1589x683x312
	Net weight	24.4	28.2	34.2	40.0	40.0
	Gross weight	28.4	33.2	39.7	45.5	45.5
Recessed version	Net dimensions	550x545x212	750x545x212	950x545x212	1250x545x212	1250x545x212
	Packaging dimensions	639x639x305	839x639x305	1039x639x305	1339x639x305	1339x639x305
	Net weight	17.0	20.0	25.0	32.0	32.0
	Gross weight	19.0	23.5	29.0	36.0	36.0
Hydraulic connections	"	G3/4				
Drain	mm	ØD016				

NOTES (1) H: High speed; M: Medium speed; L: Low speed - Useful pressure head recessed version: 12 Pa. (2) Cooling conditions: water in 7° C / ΔT 5° C; air in 27° C DB / 19° C WB. (3) Heating conditions: water in 45° C, ΔT 5° C; air in 20° C DB. (4) Heating conditions: water in 55° C, ΔT 5° C; air in 20° C DB. (5) Heating conditions: water in 70° C, ΔT 10° C; air in 20° C WB. (6) Noise level tested in a semi-anechoic chamber, distance 1 m.

HEATING

.....

MONOBLOC R32

NEW

OUTDOOR UNITS



Single phase 5-7-9 kW
HCEWMS 500 Z
HCEWMS 700 Z
HCEWMS 900 Z



Single phase 12-14-16 kW
HCEWMS 1200 - 1400 - 1600 Z
Three-phase 12-14-16 kW
HCVWMS 1202 - 1402 - 1602 Z

DUAL STAGE COMPRESSOR



The dual stage compressor reduces possible vibrations during rotation, effectively dampening noise.

BROAD OPERATING RANGE



COOLING

-5°/+46°
(external temperature)

PRODUCT PLUSES



3 operating modes

Auto, cooling, heating.



Disinfect

Activation of the anti-legionella function.

CIRCULATOR



Circulation pump included.



HEATING

-25°/+35°
(external temperature)



Timer

Daily and weekly.



Silent mode

Setting of two sound dampening levels and two timers.



DHW PRODUCTION

-25°/+43°
(external temperature)



Holiday mode

Timer setting during a selected period.



Recirculation pump

Pump on and off settable using the timer.

HEATING

.....

MONOBLOC R32



4 OPERATING MODES

- COOLING
- HEATING
- DOMESTIC HOT WATER PRODUCTION
- AUTOMATIC

3 COMBINED OPERATING MODES



HEATING + DHW operating mode

- COOLING + DHW
- HEATING + DHW
- AUTOMATIC + DHW

SYSTEM

Climatic curve management

The system allows the user to set 2 curves for each thermal zone:

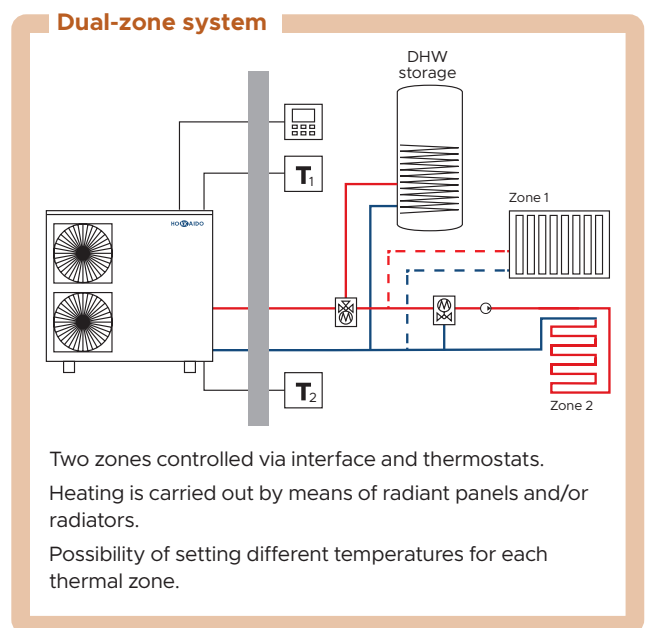
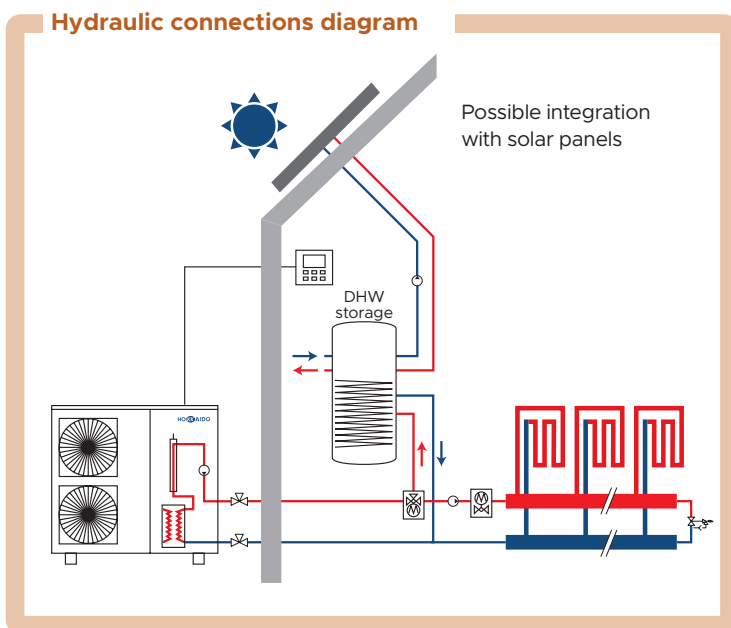
- Climatic curve in heating mode
- Climatic curve in cooling mode

Up to 8 different climate curves can be selected for each mode, depending on the external ambient temperature.

INSTALLATION FLEXIBILITY

The monobloc in R32 has extensive installation flexibility. Depending on the needs of the end user, the system allows you to:

- Heat and cool rooms with radiant floors, high efficiency radiators and/or fancoils
- Product domestic hot water
- Integrate the tank with thermal solar panels
- Set the maximum operating current



HEATING



MONOBLOC R32



Single phase 5-7-9 kW
HCEWMS 500 Z
HCEWMS 700 Z
HCEWMS 900 Z

ENERGY EFFICIENCY CLASS

A+++

In heating mode with **35°C** delivery water temperature.

ENERGY EFFICIENCY CLASS

A++

In heating mode with **55°C** delivery water temperature.

Model				HCEWMS 500 Z	HCEWMS 700 Z	HCEWMS 900 Z
Heating	Rated power	A7//W35	kW	4.65	6.65	8.60
	Electrical absorption		COP	0.93	1.35	1.87
	Performance coefficient			5.00	4.93	4.60
	Rated power	A7//W45	kW	4.80	6.70	8.60
	Electrical absorption		COP	1.33	1.88	2.50
	Performance coefficient			3.61	3.56	3.44
	Seasonal energy efficiency (ηs)	35/55	%	176/127	176/127	177/126
Energy efficiency class	35/55	-	A+++/A++	A+++/A++	A+++/A++	
Cooling	Rated power	A35//W18	kW	4.60	6.45	8.00
	Electrical absorption		EER	0.95	1.39	1.92
	Energy efficiency			4.84	4.64	4.17
	Rated power	A35//W7	kW	4.85	6.30	7.95
	Electrical absorption		EER	1.63	2.27	3.15
	Energy efficiency			2.98	2.78	2.52
Operating limits	Outside air temperature	Heating	°C	-25~35		
		Cooling		-5~43		
		DHW		-25~43		
	Delivery water temperature	Heating	°C	25~60		
		Cooling		5~25		
		DHW		40~60		
Refrigerant	Type (GWP)	R32 (675)				
	Quantity (tons CO2)	kg (t)	2.0 (1.350)			
	Control system	Electronic expansion valve				
Type of compressor	Twin Rotary - DC Inverter					
Internal circulator	WILO Yonos PARA RS 15/6 RKC					
Expansion tank	Volume	L	2			
	Pre-load	bar	1.5			
Hydraulic connections	Water inlet/outlet	Inches	1"M	1"M	1"M	
	Power	Ph-V-Hz	1ph-220~240V-50Hz			
Electrical data	Maximum current	A	14.1			
	Power cable	type	3x4 mm ²			
	Control	Standard	Wire remote control			
Sound pressure level at 1 m	Max	dB(A)	48.8	52.3	54.5	
Sound power level	Max	dB(A)	61	64	67	
Dimensions	LxDxH	mm	1210x402x945			
Net weight		kg	92			

NOTE: The data contained above refer to the following standards: EN14511:2013; EN14825:2013; EN50564:2011; EN12102:2011; (EU)No:811:2013; (EU)No:813:2013; OJ 2014/C 207/02:2014.

HEATING



MONOBLOC R32



Single phase 12-14-16 kW
HCEWMS 1200 - 1400 - 1600 Z
 Three-phase 12-14-16 kW
HCVWMS 1202 - 1402 - 1602 Z

ENERGY EFFICIENCY CLASS
A++

In heating mode with **35°C** delivery water temperature.

ENERGY EFFICIENCY CLASS
A++

In heating mode with **55°C** delivery water temperature.

Model				HCEWMS 1200 Z	HCEWMS 1400 Z	HCEWMS 1600 Z	HCVWMS 1202 Z	HCVWMS 1402 Z	HCVWMS 1602 Z
Heating	Rated power	A7//W35	kW	12.30	14.10	16.30	12.30	14.10	16.30
	Electrical absorption			2.56	3.07	3.66	2.54	3.05	3.63
	Performance coefficient			4.80	4.59	4.45	4.84	4.62	4.49
	Rated power	A7//W45	kW	12.40	14.10	16.20	12.40	14.10	16.20
	Electrical absorption			3.52	4.06	4.72	3.45	3.99	4.70
	Performance coefficient			3.52	3.47	3.43	3.59	3.53	3.45
	Seasonal energy efficiency (ηs)	35/55		%	169/126	168/128	169/128	169/126	168/128
Energy efficiency class	35/55		-	A++/A++	A++/A++	A++/A++	A++/A++	A++/A++	A++/A++
Cooling	Rated power	A35//W18	kW	12.20	14.00	15.50	12.20	14.00	15.50
	Electrical absorption			2.55	3.10	3.64	2.53	3.11	3.63
	Energy efficiency			4.78	4.52	4.26	4.82	4.50	4.27
	Rated power	A35//W7	kW	10.90	12.90	13.80	10.90	12.90	13.80
	Electrical absorption			3.74	4.64	5.21	3.72	4.62	5.19
	Energy efficiency			2.91	2.78	2.65	2.93	2.79	2.66
Operating limits	Outside air temperature	Heating	°C	-25~35			-25~35		
		Cooling		-5~46			-5~46		
		DHW		-25~43			-25~43		
	Delivery water temperature	Heating	°C	25~60			25~60		
		Cooling		5~25			5~25		
		DHW		40~60			40~60		
Refrigerant	Type (GWP)			R32 (675)			R32 (675)		
	Quantity (tons CO2)		kg (t)	2.8 (1.890)			2.8 (1.890)		
	Control system			Electronic expansion valve			Electronic expansion valve		
Type of compressor			Twin Rotary - DC Inverter			Twin Rotary - DC Inverter			
Internal circulator	Model		WILO Yonos PARA RS 25/7.5 RKC			WILO Yonos PARA RS 25/7.5 RKC			
Expansion tank	Volume	L	5			5			
	Pre-load	bar	1.5			1.5			
Hydraulic connections	Water inlet/outlet	Inches	1-1/4"M	1-1/4"M	1-1/4"M	1-1/4"M	1-1/4"M	1-1/4"M	
	Power	Ph-V-Hz	1ph-230V-50Hz			3ph-400V-50Hz			
Electrical data	Maximum current	A	26.8			11			
	Power cable	type	3x6 mm ²			5x2.5 mm ²			
Control	Standard		Wire remote control			Wire remote control			
Sound pressure level at 1 m	Max	dB(A)	57.6	58	58.1	57.2	58.1	59	
Sound power level	Max	dB(A)	68	71	71	68	71	71	
Dimensions	LxDxH	mm	1404x405x1414			1404x405x1414			
Net weight		kg	158			172			

NOTE: The data contained above refer to the following standards: EN14511:2013; EN14825:2013; EN50564:2011; EN12102:2011; (EU)No:811:2013; (EU)No:813:2013; OJ 2014/C 207/02:2014.

HEATING



AIR-WATER CHILLER

MONOBLOC UNIT



Single phase 5-7 kW
HCWNMS 501-701 X



Single phase 10-12 kW
HCWNMS 1001-1201 X
Three-phase 12-14-16 kW
HCWSMS 1201-1401-1601 X

Mini Chiller monobloc with integrated hydronic module FULL DC Inverter


The Hokkaido Mini Chiller lets you cool and heat rooms by means of water terminals such as fan coils or radiant floors. High efficiency radiators can also be powered in heating.

The ultra compact design and the double control panel (on-board the unit or remote) make the Mini Chiller units systems that are easy to install and extremely functional.

Full DC Inverter compressor control and individual component optimisation guarantee the highest efficiency and energy savings.



DC Inverter
Twin Rotary
compressor



Air side heat
exchanger

EXV

EXV
electronic
expansion
valve



Fan



High efficiency
water
side heat
exchanger

Main features

Efficient

Low consumption and energy savings thanks to its integrated Full DC Inverter technology.

Ultra compact

The monobloc unit has a compact structure thanks to optimisation of the internal components, also containing the integrated hydronic group with the minimum dimensions.

Environmentally friendly

Mini Chiller uses the environmentally friendly R410A refrigerant, which does not damage the ozone.

Maximum comfort

The Inverter control allows units to rapidly reach the desired temperature, remaining constant and without annoying oscillations.

“Plug & play” solution

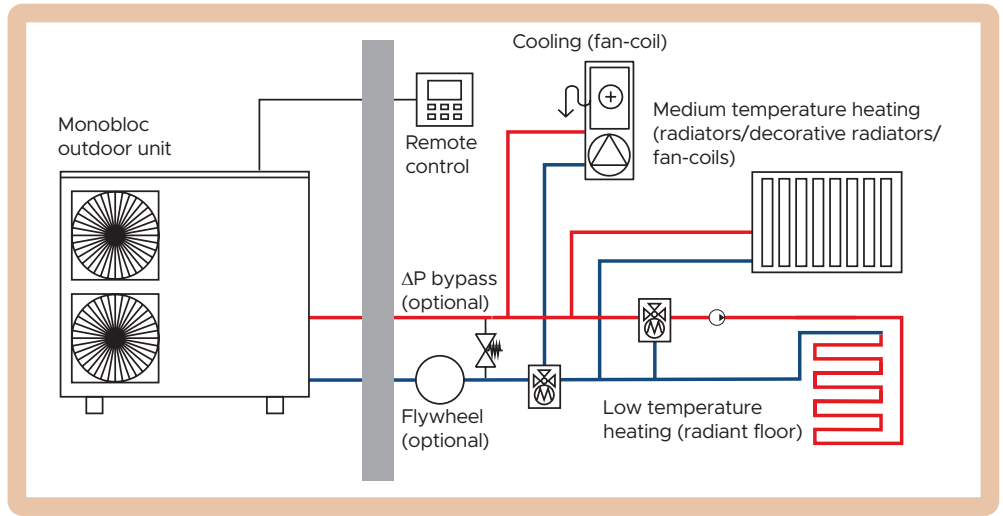
Installation is simple thanks to the integrated hydronic module, which includes electronic circulator, expansion tank, automatic vent valve and safety devices.

HEATING



AIR-WATER CHILLER

SYSTEM DIAGRAM



Model		HCWNMS 501 X	HCWNMS 701 X	HCWNMS 1001 X	HCWNMS 1201 X	HCWSMS 1201 X	HCWSMS 1401 X	HCWSMS 1601 X		
Cooling performance (Air temp. 35°C - Water temp. in/out 12°C/7°C)										
Refrigerant power	kW	5.00 (1.90~5.80)	7.00 (2.10~7.80)	10.00 (2.90~10.50)	11.20 (3.10~12.00)	11.20 (3.10~12.00)	12.50 (3.30~14.00)	14.50 (3.50~15.50)		
Power absorption	kW	1.55	2.25	2.95	3.50	3.50	3.90	4.68		
EER		3.23	3.11	3.39	3.20	3.31	3.20	3.10		
Cooling performance (Air temp. 35°C - Water temp. in/out 23°C/18°C)										
Refrigerant power	kW	5.60	8.00	10.60	12.20	12.20	14.20	15.60		
Power absorption	kW	1.15	1.85	2.50	2.65	2.60	3.10	3.60		
EER		4.87	4.32	4.24	4.60	4.70	4.58	4.33		
SEER		5.83	6.27	5.71	6.37	6.18	6.69	6.78		
Heating performance (T. air 7° C DB/6° C WB - T. water in/out 40° C/45° C)										
Heating capacity	kW	6.20 (2.10~7.00)	8.00 (2.30~9.00)	11.00 (3.20~12.00)	12.30 (3.30~13.20)	12.30 (3.30~13.20)	13.80 (3.50~15.40)	16.00 (3.70~17.00)		
Power absorption	kW	1.90	2.50	3.14	3.78	3.72	4.25	4.85		
COP		3.26	3.20	3.50	3.25	3.31	3.25	3.30		
Heating performance (T. air 7° C DB/6° C WB - T. water in/out 30° C/35° C)										
Heating capacity	kW	6.20	8.60	11.50	13.00	13.00	15.10	16.50		
Power absorption	kW	1.35	2.10	2.65	2.92	2.85	3.35	3.92		
COP		4.60	4.10	4.34	4.45	4.56	4.51	4.21		
SCOP		3.55	3.46	3.34	3.46	3.66	3.78	3.39		
Seasonal heating efficiency (ηs)	%	138.9	135.3	130.7	135.4	143.5	148.3	132.6		
Seasonal energy efficiency class		A+								
Operating limits	External air temperature	Cooling	°C						-5~46	
		Heating	°C						-15~27	
	Water temperature	Cooling	°C						4~20	
		Heating	°C						30~55	
Compressor	Type	Twin Rotary DC Inverter								
Refrigerant	Type	R410A								
	Load	kg	2.5	2.5	2.8	2.8	2.8	2.9	3.2	
Expansion valve	Type	Electronic								
Air side heat exchanger	Type	Finned coil with copper pipes and hydrophilic aluminium louvres								
Fan	Type	DC Brushless								
	Number	1	1	2	2	2	2	2		
	Air flow	m³/h	5.100	5.100	7.000	7.000	7.000	7.000	7.000	
Water side heat exchanger	Type	With brazed stainless steel plates								
	Volume	l	0.53	0.53	0.70	0.78	0.78	0.78	1.06	
	Water flow	m³/h	0.86	1.20	1.72	1.92	1.92	2.15	2.49	
	Load loss	kPa	15	15	18	18	18	18	19	
Circulator	Type	Electronic								
	Water flow	l/h	240	240	240	240	240	240	240	
	Pressure head	m	5.5	5.5	7.5	7.5	7.5	7.5	7.5	
Expansion tank	Volume	l	2	2	3	3	3	3	3	
	Pre-load	bar	1							
Maximum/minimum water pressure	bar	5/1.5								
Hydraulic connections	Water inlet/outlet	inches	1"	1"	1-1/4"	1-1/4"	1-1/4"	1-1/4"	1-1/4"	
	Power	V/Ph/Hz	220-240/1/50	220-240/1/50	220-240/1/50	220-240/1/50	380-415/3/50	380-415/3/50	380-415/3/50	
Electrical data	Maximum absorption	A	11.4	13.7	25.00	19.10	8.90	9.60	10.10	
	Absorbed	no. x mm²	3x2.50	3x2.50	3x4.00	3x4.00	5x3.00	5x3.00	5x3.00	
	Signal (shielded)	no. x mm²	3x0.75	3x0.75	3x0.75	3x0.75	3x0.75	3x0.75	3x0.75	
	Sound pressure level (*)	dB(A)	58	58	59	59	62	62	62	
Sound power level	dB(A)	63	66	68	68	68	70	72		
Dimensions	(LxDxH)	External	mm	990x354x966	990x354x966	970x400x1327	970x400x1327	970x400x1327	970x400x1327	970x400x1327
		Packaging	mm	1120x435x1100	1120x435x1100	1082x435x1456	1082x435x1456	1082x435x1456	1.082x435x1.456	1082x435x1456
	Weight	kg	81	81	110	110	110	110	111	
Net	Gross	kg	91	91	121	121	121	122	122	

(*) Sound pressure at 1 m distance in an open field.

The data contained above refers to the following standards: EN14511:2013; EN14825:2013; EN50564:2011; EN12102:2011; (EU)No:811:2013; (EU)No:813:2013; OJ 2014/C 207/02:2014.

HEATING



HP SPLIT FULL DC INVERTER

OUTDOOR UNITS



Single phase 6.10 kW
HCEMS 602 X



Single phase 8 kW
HCEMS 802 X



Single phase
10~12.10 kW
HCEMS 1002 - 1202 X

Three-phase 14~15.50 kW
HCVMS 1402 - 1602 X

INDOOR UNIT



Single phase
HHNMS 4-82 X
HHNMS 10-162 X

Three-phase
HHSMS 12-162 X

TANK



DHW UP TO 55° C WITHOUT ELECTRICAL INTEGRATION

Main features

6 power sizes: 6.10~8 kW and 10~12.10 kW (single phase); 14~15.50 kW (three-phase)

COP 4.73 (mod. 6.10 kW)

Class energy rating A++

Heating operation up to -20° C and +46° C in cooling

Why choose the HP SPLIT system

Energy saving

- Full DC Inverter technology.
- Energy Class A ++ in heating.
- Possible integration with solar thermal.

Easy installation

- Hydraulics integrated in the hydronic module.
- Split up to 50 m with 25 m difference in height between I.U. and O.U.
- Extremely compact outdoor unit.

Benefits and tax deductions

Solution suitable both for new constructions, as it is in a heat pump, and for renovations: it can be integrated with new or pre-existing boilers. Thermal Account 2.0; Tax deductions 65% (for the Italian market only).

Air-water heat pump for cooling, heating, domestic hot water

The new HP Split Hokkaido models guarantee maximum precision in temperature regulation, very high performance, in terms of energy efficiency.

The HP Split solution avoids the risk of freezing of external pipes in areas with cold temperatures.

It can also be connected to manage the control of additional heat generators such as: solar systems, gas or pellet boilers and supply tanks for DHW production.

Outdoor units

- Twin-Rotary DC Inverter compressor optimized for heating operation.
- The axial fans with DC Inverter motor allow better control of the treated air flow, lower consumption and reduced noise emissions.
- Electronic expansion valve for optimal regulation of the refrigerant flow in the circuit.
- Air side heat exchanger with internally corrugated copper pipes and aluminium louvres with increased surface area.

Indoor units

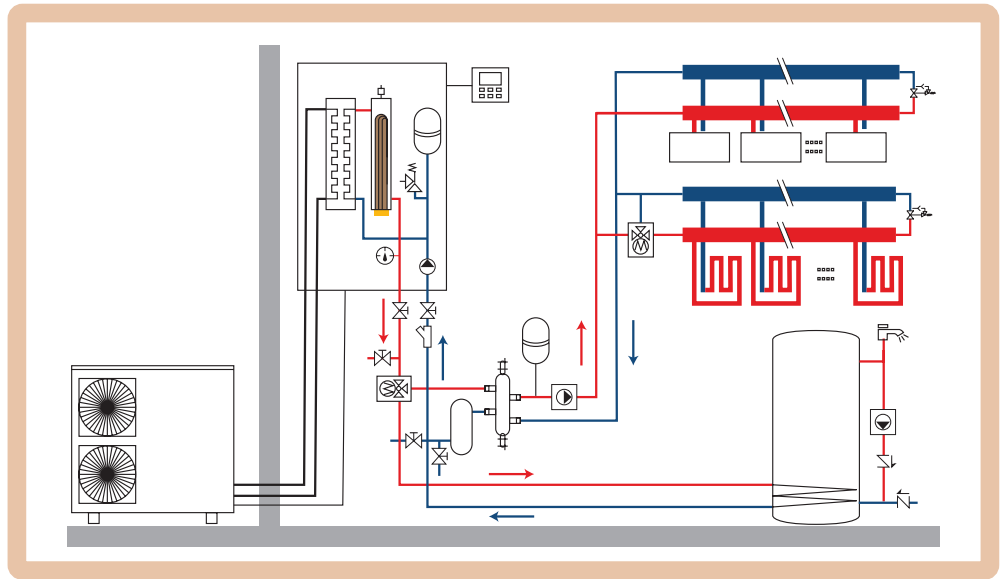
- Electronic circulator.
- Expansion tank.
- Vent valve, safety valve, flow switch and water pressure gauge.
- Supplementary electrical resistance.
- High efficiency water side heat exchanger, with stainless steel brazed plates.

HEATING



HP SPLIT FULL DC INVERTER

SYSTEM DIAGRAM



Size			6	8	10	12	14	16
Unit	Outdoor							
Models			HCEMS 602 X	HCEMS 802 X	HCEMS 1002 X	HCEMS 1202 X	HCVMS 1402 X	HCVMS 1602 X
Heating A7/W35 ¹	Supplied power	kW	6.10	8.00	10.00	12.10	14.00	15.50
	Power absorption	kW	1.29	1.73	2.17	2.74	3.26	3.79
	COP		4.73	4.62	4.61	4.42	4.29	4.09
Heating A7/W45 ²	Supplied power	kW	5.96	7.34	10.12	11.85	13.93	15.48
	Power absorption	kW	1.68	2.13	2.93	3.48	4.21	4.87
	COP		3.55	3.45	3.45	3.41	3.31	3.18
Cooling A35/W18 ³	Supplied power	kW	6.00	8.00	10.00	11.80	13.00	14.00
	Power absorption	kW	1.29	1.78	2.07	2.65	3.21	3.68
	EER		4.66	4.49	4.83	4.45	4.05	3.80
Cooling A35/W7 ⁴	Supplied power	kW	6.15	6.44	9.39	11.02	12.53	12.91
	Power absorption	kW	2.08	2.24	3.26	4.17	5.21	5.52
	EER		2.96	2.88	2.88	2.64	2.40	2.34
Seasonal energy efficiency class in heating			A++	A++	A++	A++	A++	A++
Outside temperature operating interval	Heating	°C	-20~35					
	DHW/		-20~43					
	Cooling		-5~46					
Power			1-220~240V-50HZ				3-380~415V-50HZ	
Protection switch flow			32				40	
Sound power level			66				67	
Compressor			Twin Rotary DC Inverter					
Refrigerant	Type/quantity	kg	R410A/2.5	R410A/2.8	R410A/3.9	R410A/3.9	R410A/4.2	R410A/4.2
Diameter of refrigerant piping on liquid/gas side			ø 9.52 (3/8") - ø 15.88 (5/8")					
Maximum splitting O.U. - I.U.			20					
Maximum height difference O.U./I.U./O.U. - O.U.			10/8					
Dimensions	L - D - H	mm	960 - 380 - 860	1075 - 395 - 965	900 - 400 - 1327	900 - 400 - 1327	900 - 400 - 1327	900 - 400 - 1327
Net weight/			60					
Isolation			-					
Unit	Indoor							
Models			HHNMS 4-82 X		HHNMS 10-162 X		HHSMS 12-162 X	
Delivery water temperature interval	Domestic Water	°C	40~55					
	Heating		25~55					
	Cooling		7~25					
Power			1-220~240V-50HZ				3-380~415V-50HZ	
Protection switch flow			A				32	
Integrative heating elements			kW				1.5 + 1.5	
Sound power level			dB(A)				45	
Expansion tank	Volume	L	3					
	Pre-load	bar	1.5					
Circulation pump	Type	DC Inverter centrifuge						
	Minimum water flow	L/h	660				960	
	Max pressure head	m	6				7.5	
Water/freon exchanger			Heat plate exchanger					
Minimum/maximum operating pressure			bar					
Hydraulic connection diameter			inches					
Dimensions	L - D - H	mm	400 - 427 - 865		400 - 427 - 865		400 - 427 - 865	
Net weight			51		54		53	
Isolation			-					

1. Measurement conditions A7/W35: outdoor air temperature 7° C DB/6° C WB, delivery water temperature 35° C, return water temperature 30° C. 2. Measurement conditions A7/W45: outdoor air temperature 7° C DB/6° C WB, delivery water temperature 45° C, return water temperature 40° C. 3. Measurement conditions A35/W18: outdoor air temperature 35° C DB/24° C WB, delivery water temperature 18° C, return water temperature 23° C. 4. Measurement conditions A35/W7: external air temperature 35° C DB/24° C WB, delivery water temperature 7° C, return 12° C.

HEATING



HOT WATER

Water heater with heat pump 150 litre "In Room" monobloc series



ErP Ready




HWMGS 1150 A



Cold water inlet diffuser (with micro-holes to limit turbulence and water mixing)



Flat microchannel aluminium heat exchanger (greater contact surface with the tank and better heat exchange)



Further tube winding on the bottom of the "nest effect" tank (higher useful DHW volume)

Model	HWMGS 1150 A		
Tank volume	L	150	
Rated thermal power ¹	W	1500	
Rated power consumption ¹	W	429	
Rated hot water production capacity ¹	L/h	32	
COP (rated) ¹	W/W	3.50	
COP _{DHW2}	W/W	3.52	
Test cycle profile ²	-	L	
Volume of hot water at 40°C ²	L	161	
Energy Efficiency Class ³	-	A*	
IP Degree of protection	-	IPX4	
Hot water T. adjustment interval	°C	35~70 (55 default)	
Electrical data	Power	Ph-V-Hz	1-220~240-50
	Integrative heating element	W	1500
	Maximum absorption (including heating element)	W	2500
Refrigerant	Type (GWP)	-	R134a (1430)
	Quantity	kg	0.8
	Tons of CO2 equivalent	t	1.144
Compressor	-	-	Rotary ON/OFF
Dimensions	Unit Ø x H	mm	591 x 1685
Net weight	kg		74
Sound power level	dB(A)		60
Sound pressure level at 1 m	dB(A)		50
Tank	Tank material	-	Stainless steel
	DHW hydraulic connections	(" - DN)	1/2 - DN15
	Magnesium anode	-	3/4" - Ø21 x 400
	Maximum operating pressure	bar	7
Suctioned air	Operating range	°C	0~45
	Rated flow (not ducted)	m ³ /h	369
	Air flow (ducted)	m ³ /h	Not permitted
	Air duct - Diameter	mm	-
Air duct - Length	m		-

1. Conditions: suctioned air 20° C DB(15° C WB), inlet water 15° C / outlet 55° C.
2. Test according to EN16147; air 20° C. 3. Directive 2009/125/EC - ERP EU no. 814/2013 (TUV Sud certification).
* Efficiency class A+ in accordance with the new 2017 ErP limits (effective from 26/09/2017).

Characteristics

Water heater with heat pump, monobloc on base

R134A | Refrigerant gas

150 litres | Stainless steel tank

60° C | Hot water with the compressor only

COP 3.52*

Anti-legionella cycle.

Multi-function control panel:

- clock, timer, night programming, absence and holiday programmes
- operating modes: standard, energy savings, fast operation, e-heater

* In accordance with EN 16147

Energy class

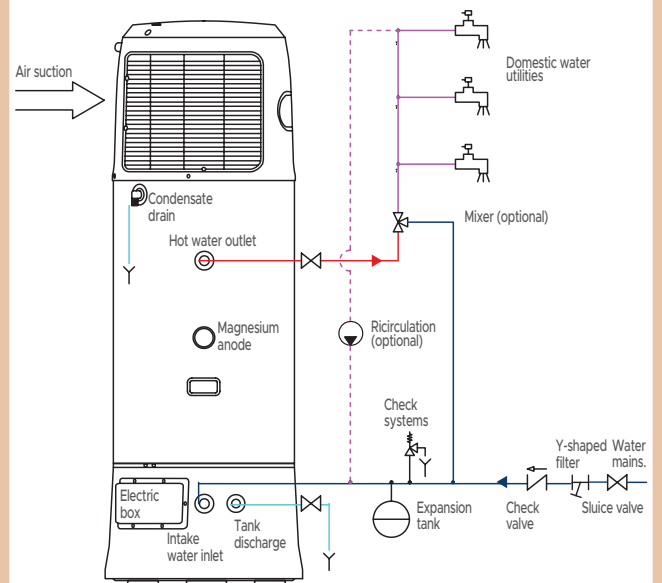


High efficiency: efficiency class A+ according to the new ErP 2017 limits (effective from 26/09/2017)

65%
Tax deductions
Energy redevelopment

THERMAL ACCOUNT 2.0

Hydraulic connections diagram



HEATING



HOT WATER

Water heater with heat pump
300/500 litre “Ducted” monobloc series
Possibility of integration with solar thermal



Certification EN 16147 from a third-party accredited laboratory BUREAU VERITAS.



Anti-legionella cycle

ErP Ready



HWMAS 3200 HEA-3
 HWMAS 5400 HEA-3

Characteristics

Water heater with heat pump, monobloc on base with the possibility of integration with solar thermal

R134A | Refrigerant gas

300 or 500 litres | Stainless steel tank

60° C | Hot water with the compressor only

COP 2.67* | For 300 litre model

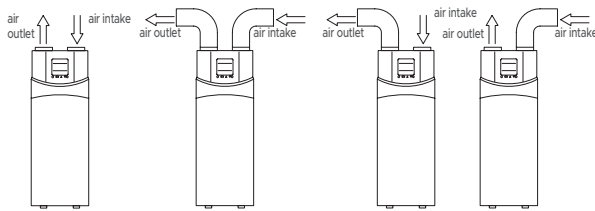
COP 2.69* | For 500 litre model

Anti-legionella cycle | Can be customized for different needs or can be excluded

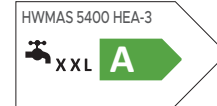
Innovative soft touch control panel to facilitate commissioning, use and maintenance

* In accordance with EN 16147

4 installation modes



Energy class

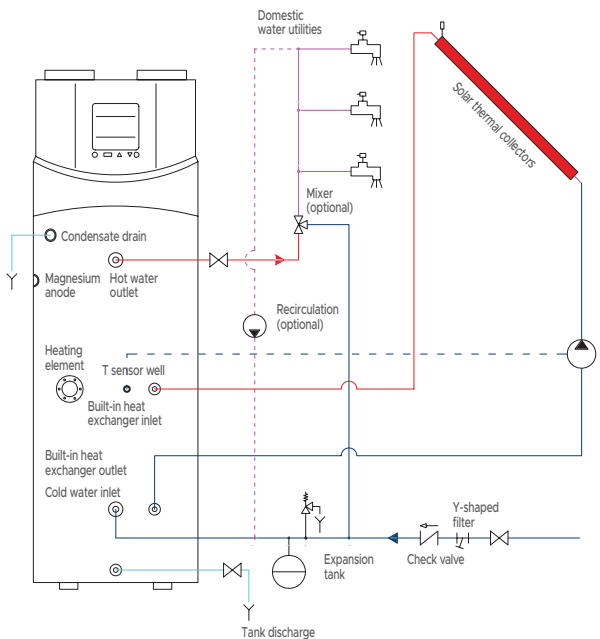


65%
 Tax deductions
Energy
 redevelopment

THERMAL
ACCOUNT
 2.0

Model		HWMAS 3200 HEA-3	HWMAS 5400 HEA-3
Tank volume	L	300	500
Solar integration coil (stainless steel)	m ²	1.0	1.0
Rated thermal power ¹	W	1840	3700
Rated power consumption ¹	W	533	1093
Rated hot water production capacity ¹	L/h	45	85
COP (rated) ¹	W/W	3.45	3.39
COP _{hw} ²	W/W	2.67	2.69
Test cycle profile ²	-	XL	XXL
Volume of hot water at 40°C ²	L	351	501
Energy Efficiency Class ³	-	A	A
IP Degree of protection	-	IPX1	IPX1
Hot water T. adjustment interval	°C	10~70 (50 default)	10~70 (50 default)
Maximum DHW temperature only compressor	°C	60	60
Electrical data	Power	Ph-V-Hz 1-220~240-50	1-220~240-50
	Integrative heating element	W	1600
	Maximum current (including heating element)	A	10.0
Refrigerant	Type (GWP)	-	R134a (1430)
	Quantity	kg	0.80
	Tons of CO2 equivalent	t	1.144
Compressor	-	Rotary (ON/OFF)	Rotary (ON/OFF)
Dimensions	Unit Ø x H	mm 640 x 1845	700 x 2230
Net weight	kg	104	122
Sound power level	dB(A)	59	60
Sound pressure level at 2 m	dB(A)	46	45
Tank	Tank material	-	Stainless steel
	DHW hydraulic connections	(“ - DN)	1” - DN25
	Hydraulic solar coil connections	(“ - DN)	3/4” - DN20
	Magnesium anode	-	G3/4” - Ø 21x300
	Maximum operating pressure	bar	10
Suctioned air	Operating range	°C	-5~+43
	Rated flow (not ducted)	m ³ /h	450(@0Pa)
	Air flow (ducted)	m ³ /h	400(@60Pa)
	Air duct - Diameter	mm	177
	Air duct - Length	m	6

Hydraulic connections diagram



1. Conditions: suctioned air 20° C DB (15° C WB), inlet water 15° C / outlet 55° C.
 2. Test according to EN16147; air 7° C. 3. Directive 2009/125/EC - ERP EU no. 814/2013 (BUREAU VERITAS certification).





CONTROLS



Individual R32 and R410A series controls	124
Optional individual R32 and R410A controls	124
Optional R32, R410A and P series centralized controls	125
Individual P series controls	125
P series group controls	125
Optional P series centralized controls	126
Optional accessories	126
Interfaces for BMS protocols	126
Optional individual controls for 3-pipe systems	126
XRV MOBILE BMS centralized control	127
Hokkaido HKM-WiFi	127
XRV engineering software	128
Appendix	128

CONTROLS

.....

INDIVIDUAL R32 AND R410A SERIES CONTROLS



R32
TOP CLASS

- On-off.
- Mode: cooling, heating, dehumidifying, ventilation, automatic.
- Fan speed: low, medium, high or automatic.
- Vertical and horizontal louvre swing.
- Sleep.
- Turbo.
- LED function.
- Silence mode.
- FP mode.
- Follow Me function.
- On/off timer.



R32/R410A
V-DESIGN
R410A
ACTIVE

- On-off.
- Mode: cooling, heating, dehumidifying, ventilation, automatic.
- Fan speed: low, medium, high or automatic.
- Vertical louvre swing
- Sleep.
- Turbo.
- LED function.
- Eco function.
- Follow Me function.
- On/off timer.
- Self Clean.



R32
ACTIVE

- On-off.
- Mode: cooling, heating, dehumidifying, ventilation, automatic.
- Fan speed: low, medium, high or automatic.
- Vertical louvre swing.
- Direct function.
- Sleep.
- Turbo.
- LED function.
- Silence mode
- FP mode.
- Follow Me function.
- On/off timer.
- Self Clean.



R32
R410A
console
compact cassette 60x60
slim cassette 84x84
medium head duct
floor/ceiling

- On-off.
- Mode: cooling, heating, dehumidifying, ventilation, automatic.
- Fan speed: low, medium, high or automatic.
- Vertical and horizontal louvre swing
- Sleep.
- Turbo.
- LED function.
- Follow Me function.
- On/off timer.
- Self Clean.
- Shortcut function.

.....

OPTIONAL INDIVIDUAL R32 AND R410A CONTROLS



DTW 3 IHXR Touch
DTWS 4 IHXR Compact

- On-off.
- Mode: cooling, heating, dehumidifying, ventilation, automatic.
- Clock and timer setting.
- Positioning of motorized louvres.
- Fan speed: low, medium, high or automatic.
- Reminder of filter cleaning.
- Wireless signal receiver.
- Key lock.
- Eco function.
- Follow Me function.



DTW IHXR Simply

- On-off.
- Mode: cooling, heating, dehumidifying, ventilation, automatic.
- Fan speed: low, medium, high or automatic.
- Reminder of filter cleaning.
- Wireless signal receiver.
- Key lock.
- Eco function.
- Follow Me function.
- Button 26° C.

CONTROLS

.....

OPTIONAL R32, R410A AND P SERIES CENTRALIZED CONTROLS



DTCWT IHXR

- Manages up to a 64 I.U.
- Weekly timer.
- Memory.
- Function lock.
- Operating and ambient temperature detection.
- Error detection.



DTC IHXR Touch

- Touch screen wired remote control.
- LCD backlighting.
- Manages up to 64 I.U. individually or by creating groups of units.
- Enabling/disabling of the I.R. remote controls.
- Fan speed: low, medium, high or automatic.
- Mode: cooling, heating, dehumidifying, ventilation, automatic..
- On/off timer.
- Positioning of motorized louvres.
- Key lock.

.....

INDIVIDUAL CONTROLS SERIES P



DHIR-5-6-XRV-K-P

- On-off.
- Mode: cooling, heating, dehumidifying, ventilation, automatic.
- Horizontal louvre swing (only active for floor/ceiling I.U.).
- Vertical louvre swing.
- Reset.
- Key lock.
- Cool/Heat.
- Fan speed: low, medium, high or automatic.
- Clock and On/off timer.
- Eco function.



DHW-5-6-XRV-K-P
DHW-5-6-XRV-P

- On-off.
- Mode: cooling, heating, dehumidifying, ventilation, automatic.
- Vertical louvre swing.
- Silent mode.
- Reset.
- Key lock.
- Fan speed: low, medium, high or automatic.
- Clock and On/off timer.
- Eco function.
- Filter cleaning indicator.

.....

P SERIES GROUP CONTROLS



NEW

DHWT-16-XRV-P

- On-off.
- Mode: cooling, heating, dehumidifying, ventilation, automatic.
- Vertical louvre swing.
- Silent mode.
- Reset.
- Key lock.
- Fan speed: low, medium, high or automatic.
- Clock and On/off timer.
- Eco function.
- Reminder of filter cleaning.
- Group control up to 16 I.U.

CONTROLS

.....

OPTIONAL P SERIES CENTRALIZED CONTROLS



NEW
DHC-8-64-XRV-P

- On-off.
- Mode: cooling, heating, dehumidifying, ventilation, automatic..
- Vertical louvre swing
- Silent mode.
- Reset.
- Key lock.
- Fan speed: low, medium, high or automatic.
- Clock and On/off timer.
- Weekly timer up to maximum 20 programs.
- Holiday mode.
- Eco function.
- Error detection.
- Manages up to 20 groups.
- Report export via USB.



NEW
DHC-48-364-XRV-P
Coming soon

- On-off.
- Mode: cooling, heating, dehumidifying, ventilation, automatic..
- Vertical louvre swing
- Silent mode.
- Reset.
- Key lock.
- Fan speed: low, medium, high or automatic.
- Clock and On/off timer.
- Weekly timer up to maximum 20 programs.
- Holiday mode.
- Eco function.
- Error detection.
- Manages up to a 48 groups and 384 I.U.
- Report export via USB.
- Data analysis of consumptions.

.....

OPTIONAL ACCESSORIES



DTA-IHXR

- Power consumption detector.
- Digital ammeter up to 60 A for measuring the electrical consumptions of the XRV outdoor units.
- Accessory can only be integrated with centraliser DHC-48-384-XRV-P.



DTA100-XRV-K-P-I **NEW**

- Power consumption detector.
- Digital ammeter up to 100 A for measuring the electrical consumptions of the XRV outdoor units.
- Accessory can only be integrated with centraliser DHC-48-384-XRV-P.

.....

INTERFACES FOR BMS PROTOCOLS

DTMOD IHXR

Modbus

- Connects up to 64 indoor units and 4 outdoor units.
- Modbus communication protocol.

DHLON-XRV

Lonworks

- Connects up to 64 indoor units and 4 outdoor units.
- Lonworks communication protocol.

DBAC IHXR

Bacnet Gateway

- Connects up to 64 indoor units and 4 outdoor units.
- Bacnet communication protocol.

.....

OPTIONAL INDIVIDUAL CONTROL FOR "AUTO" FUNCTION Exclusive for 3-pipe systems



DTW Auto4 XRV

- Mode: cooling, heating, dehumidifying, ventilation, automatic.
- Clock and On/off timer.
- Silent mode.
- Reminder of filter cleaning.
- Operating and ambient temperature detection.
- Vertical louvre swing.



DTIR Auto4 XRV

- Mode: cooling, heating, dehumidifying, ventilation, automatic.
- On/off timer.
- Eco function.
- Button 26° C.
- Follow Me function.
- Vertical and horizontal louvre swing.

CONTROLS

.....

CENTRALIZED CONTROL XRV MOBILE BMS

Wi-Fi control unit for iPad or PC control of internal units of a commercial system or an XRV system



Available for iOS devices from the Apple App Store.

All the functions of the Hokkaido 2.0 app:

- Switching on/off - identification of indoor units.
- Operation mode.
- Maximum and minimum temperature limits.
- Fan speed - motorized louvre movement.
- Enabling/disabling the remote control.
- Up to 59 weekly programmes (with easy setting and activation/deactivation button, audible and visual alarm signaling, automatic alert via email to 3 set addresses, using the web connection).
- Password access.
- Manages up to 64 I.U. individually or by creating groups of units.
- Weekly operating timer settings.

To control your system in total freedom and at any time of the day

The new centralised XRV mobile BMS control has been designed to ensure maximum ease of use of Hokkaido systems. XRV mobile BMS is equipped with a Wi-Fi module for configuration and local management via iPad or Windows PC. Once configured correctly, you can control your system even remotely, in a local network using a Wi-Fi router or via web by registering and connecting to www.hokkaidobms.eu.

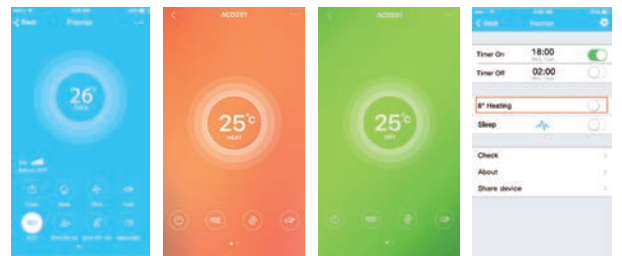
.....

HOKKAIDO HKM-WIFI

Wi-Fi control



Some examples of screens from iOS devices



All your main air conditioning settings right from your smartphone.

Hokkaido presents the new HKM-WIFI module that allows access to remote control of the air conditioner via an app that can be downloaded to a smartphone. Thanks to the HKM-WIFI app, it is possible to manage the main operating parameters from your home with a simple Wi-Fi home connection, or away from home, with a simple Internet connection.

With HKM-WIFI by Hokkaido it is possible to switch on, switch off, adjust the room temperature and the air flow of the air conditioner, the cooling or heating operation with a few "touches" on the mobile phone.

An intelligent app that controls comfort and energy savings with beneficial effect on the bill.

Home air conditioning control, even from outside your home.

The HKM-WiFi app is available for iOS and Android devices. You can download it for free from the Apple Store and the Play Store.

Main HOKKAIDO HKM-WiFi functions

- Access security with account protected by credentials (UserID & PWD).
- Unique identification of each single unit that you want to check.
- On and off control.
- Operating mode selection.
- Adjustment of the set temperature.
- Fan speed.
- Daily and weekly timer.
- 8° C heating activation (function that prevents the room temperature from falling below 8° C).
- Silent mode.

CONTROLS

.....

XRV DESIGN SOFTWARE

Advanced selection software and XRV SYSTEM sizing

Easy-to-use interactive interface

- Setting the initial project conditions such as customer information, designer, unit type, operating conditions and all relevant parameters for selection.
- Indoor and outdoor unit selection: in automatic selection mode, the software suggests models that meet the design conditions.
- Possible modification of the models selected automatically by the software.
- Choice of controls and electrical system configuration.
- Project saving and data report generation.
- Automatic indication of the connection path of the units and wiring diagram for quick system installation.
- Machines list report extrapolation in word format with technical data, piping diameter and length.



.....

APPENDIX

Detail of the control functions

- **Sleep:** improves comfort during night-time operation, through reductions (in heating) or gradual increases (in cooling) of the set temperature.
- **Turbo:** the unit runs at full speed to quickly reach the temperature in cooling or heating mode.
- **LED function:** brightness adjustment.
- **Silence mode:** diminishing of the compressor frequency with consequent reduction of noise emissions.
- **FP mode (in heating only):** prevents the room temperature from falling below 8° C.
- **Follow Me function:** adjusts the ambient temperature according to the temperature detected by the remote control for maximum comfort.
- **Eco function:** automatic ambient temperature setting in both heating and cooling mode.
- **Self Clean:** allows the evaporator to dry, to prevent the formation of mould and bacteria.
- **Direct function:** positioning of motorized louvres.
- **Shortcut function:** automatic reset of the last settings (mode, temperature, fan speed).
- **Memory:** in case of blackout, automatically restarts with the previous settings when the power is restored.
- **Reset:** reset to factory settings.
- **Holiday mode:** allows the air conditioning system to stay in stand-by mode for the desired period without deleting the previous operating settings.

ICON KEY

.....



COMPACT DESIGN

The indoor units feature a modern and compact design, ensuring a wide versatility of application aimed at quality air conditioning.



SLEEP FUNCTION

Improves comfort during night-time operation, through reductions (in heating) or gradual increases (in cooling) of the set temperature.



LOW ACOUSTIC IMPACT

Built with innovative technologies, the wide range of indoor units is the customised solution to all environmental comfort requirements.



3D COAXIAL FAN

The design of the 60x60 cassette models, was designed to house a special fan (3-dimensional coaxial) which by reducing the resistances to rotation, allows for uniform distribution of the air flow in the heat exchanger, ensuring comfort and well-being in the air conditioned space.



INTELLIGENT CONTROL OF INTERNAL FAN

In heating mode:

- The fan speed during thermostatic breaks is automatically managed to avoid discomfort due to cold air currents
- The air conditioner in preheating mode does not supply air until the exchanger has reached the programmed temperature



AUTORESTART FUNCTION

Automatic restart after blackout. In case of blackout, the unit resumes operation with the previously selected settings once the power supply is restored.



COMPUTERISED DEFROST

The microcomputer is able to detect decreases in the heating power of the heat pump due to the formation of frost, causing the activation of the computerised defrost function, signalled by the dedicated LED.



OPERATING RANGE

Most of the outdoor units operate in heating mode with outside temperatures of up to -15° C.



OUTSIDE AIR

Pre-cut for external air intake fitting.



24H TIMER



TIMER WITH DELAYED PROGRAMMING



DEHUMIDIFICATION



BIO-FILTER



EASY INSTALLATION



REMOTE CONTROL



WIRED REMOTE CONTROL



As a result of the ongoing technological evolution of products, we reserve the right to change the technical specifications at any time and without notice. The products shown are only illustrative of the types of applications.



HOKKAIDO

HOKKAIDO srl Ph. +39 051 4133 111
Via della Salute 14 Fax +39 051 4133 146
40132 Bologna Italy **www.hokkaido.it**