

.....

R32 MULTISPLIT

Outdoor unit	EER*	COP*	SEER	SCOP
HCKU 471 Z2	3.23	3.71	5.60 / A+	3.80 / A
HCKU 531 Z2	3.23	3.71	6.10 / A++	3.80 / A
HCKU 601 Z3	3.23	3.71	6.10 / A++	4.00 / A+
HCKU 761 Z3	3.23	3.71	6.10 / A++	4.00 / A+
HCKU 810 Z4	3.23	4.00	6.10 / A++	3.80 / A
HCKU 1060 Z4	3.23	3.93	6.20 / A++	3.80 / A

* The values shown may vary depending on the combinations chosen.
For further information ,please refer to the Technical Manuals.


OPERATING RANGE

-15° C / 50° C
in cooling

-15° C / 24° C
in heating

INSTALLATION FLEXIBILITY

Extensive splitting lengths.



HCKU 471-531 Z2

L	TOT PIPING	= 40 m
L	MAX O.U.-I.U.	= 25 m
H	MAX O.U.-I.U.	= 15 m
H	MAX O.U.-I.U.	= 10 m

HCKU 810-1060 Z4

L	TOT PIPING	= 80 m
L	MAX O.U.-I.U.	= 35 m
H	MAX O.U.-I.U.	= 15 m
H	MAX O.U.-I.U.	= 10 m


HCKU 601-761 Z3

L	TOT PIPING	= 60 m
L	MAX O.U.-I.U.	= 30 m
H	MAX O.U.-I.U.	= 15 m
H	MAX O.U.-I.U.	= 10 m

HIGHLY COMPACT

Highly compact an easy to install.


HCKU 471-531 Z2



HCKU 601-761 Z3



HCKU 810-1060 Z4



.....

R32 MULTISPLIT

		kW					
		4.10	5.28	6.15	7.91	8.21	10.55
Number of connectable I.U.		2	2	3	3	4	4
							
		HCKU 471 Z2 HCKU 531 Z2 HCKU 601 Z3 HCKU 761 Z3 HCKU 810 Z4 HCKU 1060 Z4					
	HKEMM 266 ZAL	•	•	•	•	•	•
	HKEMM 356 ZAL	•	•	•	•	•	•
	HKEU 263 ZAL	•	•	•	•	•	•
	HKEU 353 ZAL-1	•	•	•	•	•	•
	HKEU 533 ZAL		•	•	•	•	•
	HTFU 351 ZAL	•	•	•	•	•	•
	HTFU 531 ZAL		•	•	•	•	•
	HUCU 351 ZAL	•	•	•	•	•	•
	HUCU 531 ZAL		•	•	•	•	•
	HFU 351 ZAL	•	•	•	•	•	•
	HFU 501 ZAL		•	•	•	•	•
	HSFU 531 ZAL		•	•	•	•	•

Performance and consumption are based on the following test conditions:

Heating: O.T. 7° C DB, 6° C WB - I.T. 20° C DB; Cooling: O.T. 35° C DB, 24° C WB - I.T. 27° C DB, 19° C WB (ISO T1).

.....

R32 MULTISPLIT

Outdoor unit - Up to 4 connectable indoor units



HCKU 471 Z2
HCKU 531 Z2



HCKU 601 Z3
HCKU 761 Z3



HCKU 810 Z4
HCKU 1060 Z4

A++/A+ (6.15~7.91 kW) | Energy efficiency class in cooling/heating

Extended operating range in heating mode down to the outdoor temperature of -15° C, and in cooling mode up to the **outdoor temperature of +50° C**

Maximum flexibility and ease of installation guaranteed by long refrigerant pipe length

Verify the maximum gas concentration limits, in particular in residential applications, as required by EN 378:2016.

Model			HCKU 471 Z2	HCKU 531 Z2	HCKU 601 Z3	HCKU 761 Z3	HCKU 810 Z4	HCKU 1060 Z4
Type			DC-Inverter heat pump outdoor unit					
Connectable indoor units (min - max)	no.		1-2	1-2	2-3	2-3	2-4	2-4
Nominal data								
Rated capacity (T=+35°C)	Cooling	kW	4.10 (1.47~4.98)	5.28 (2.29~5.72)	6.15 (1.99~6.59)	7.91 (3.18~8.21)	8.21 (2.05~9.85)	10.55 (2.05~12.66)
		kW	1.27 (0.12~1.67)	1.635 (0.69~2.00)	1.905 (0.18~2.20)	2.45 (0.29~3.10)	2.54 (0.89~3.18)	3.27 (1.14~4.09)
		EER ¹	3.23	3.23	3.23	3.23	3.23	3.23
		kW	4.40 (1.52~4.98)	5.57 (2.40~5.74)	6.45 (1.45~6.68)	8.21 (2.29~8.50)	8.79 (2.34~10.55)	10.84 (2.34~13.01)
Rated capacity (T=+7°C)	Heating	kW	1.185 (0.25~1.59)	1.50 (0.60~1.78)	1.738 (0.35~1.80)	2.21 (0.37~2.90)	2.20 (0.77~2.75)	2.76 (0.97~3.45)
		COP ¹	3.71	3.71	3.71	3.71	4.00	3.93
Seasonal data								
Theoretical load (Pdesignc)	Cooling	kW	4.10	5.30	6.10	7.90	8.20	10.60
		SEER ²	5.60	6.10	6.10	6.10	6.10	6.20
		626/2011 ³	A+	A++	A++	A++	A++	A++
		kWh/y	256	304	350	453	470	598
Theoretical load (Pdesignh) @ -10°C	Heating (average climate conditions)	kW	3.70	4.80	5.40	5.60	6.50	9.00
		SCOP ²	3.80	3.80	4.00	4.00	3.80	3.80
		626/2011 ³	A	A	A+	A+	A	A
		kWh/y	1363	1768	1890	1960	2395	3316
Electrical data								
Power supply	Ph-V-Hz		1-220~240V-50HZ					
Power cable	Type		3 x 2.5 mm ²	3 x 2.5 mm ²	3 x 4 mm ²	3 x 4 mm ²	3 x 4 mm ²	3 x 6 mm ²
Connection wires between each I.U. and O.U.	no.		4	4	4	4	4	4
Rated absorbed current	Cooling	A	5.80 (1.10~7.40)	7.30 (3.20~9.00)	8.30 (1.80~10.00)	11.20 (2.00~13.50)	11.30 (3.90~14.10)	14.30 (5.10~18.20)
	Heating	A	5.40 (1.90~7.00)	6.60 (2.80~8.00)	7.60 (2.60~8.00)	10.10 (2.40~13.00)	9.80 (3.40~12.20)	12.10 (4.30~15.30)
Maximum current	A		12.00	13.00	17.00	18.00	19.00	21.50
Maximum absorbed power	kW		2.75	3.05	3.91	4.10	4.15	4.60
Refrigerant circuit								
Refrigerant ⁴	Type (GWP)		R32 (675)					
Quantity refrigerant pre-load	Kg		1.1	1.25	1.5	1.85	2.1	2.1
Tons of CO2 equivalent	t		0.743	0.844	1.013	1.249	1.418	1.418
Diameter of refrigerant piping on liquid/gas	mm (inches)		2 x 6.35(1/4")	2 x 6.35(1/4")	3 x 6.35(1/4")	3 x 6.35(1/4")	4 x 6.35(1/4")	4 x 6.35(1/4")
			2 x 9.52(3/8")	2 x 9.52(3/8")	3 x 9.52(3/8")	3 x 9.52(3/8")	3 x 9.52(3/8") + 1 x 12.74(1/2")	3 x 9.52(3/8") + 1 x 12.74(1/2")
Total splitting length	m		40	40	60	60	80	80
Max length of a single refrigerant line	m		25	25	30	30	35	35
Max height difference I.U./O.U.	m		15	15	15	15	15	15
Max height difference between I.U.	m		10	10	10	10	10	10
Splitting length without additional charge	m		15	15	22.5	22.5	30	30
Additional charge	g/m		12	12	12	12	12	12
Product specifications								
Dimensions	LxDxH	mm	805x330x554	805x330x554	890x342x673	890x342x673	946x410x810	946x410x810
Net weight	Kg		31.6	35	43.3	48	62.1	68.8
Sound power level	dB(A)		65	65	65	68	67	67
Sound pressure level	dB(A)		56	54	57.5	58	61.5	63
Treated air volume	m ³ /h		2100	2100	3000	3000	3800	4000
Operating range (outdoor temperature)	Cooling	°C	-15~50					
	Heating	°C	-15~24					

Energy efficiency values refer to the following combinations: HCKU 471 Z2 + 2 x HKEU 203 ZL - HCKU 531 Z2 + 2 x HKEU 263 ZAL - HCKU 601 Z3 + 3 x HKEU 203 ZL - HCKU 761 Z3 + 3 x HKEU 263 ZAL - HCKU 810 Z4 + 4 x HKEU 203 ZL - HCKU 1060 Z4 + 4 x HKEU 263 ZAL.

1. Value measured according to the harmonised standard EN14511. 2. EU Regulation No. 206/2012 - Value measured according to the harmonised standard EN14825. 3. Delegated Regulation (EU) No. 626/2011 regarding the new energy labelling of air conditioners. 4. Refrigerant leakage contributes to climate change. When released into the atmosphere, refrigerants with a lower global warming potential (GWP) contribute less to global warming than those with a higher GWP. This appliance contains a refrigerant with a GWP of 675. If 1 kg of this refrigerant fluid were released into the atmosphere, therefore, the impact on global warming would be 675 higher than 1 kg of CO2, over a period of 100 years. Under no circumstances should the user try to intervene on the refrigerant circuit or disassemble the product. Always contact qualified personnel if necessary.